

The background features several decorative elements: a cyan circle in the top-left, a red circle in the top-right, a yellow circle in the bottom-left, and a cyan circle in the bottom-right. Each circle is partially covered by a semi-circle of fine, parallel lines in the same color. Additionally, there are four horizontal bars of different colors (red, yellow, cyan, and cyan) that serve as a backdrop for the main text.

LINGUA INGLESA

**PLAN
DE
TAREFAS**

1º E 2º EDUCACIÓN PRIMARIA

TAREFAS

- Imos repasar aquilo que xa sabemos.
- Traballamos con xogos.
- Cantamos cancións
- Recordamos contos.

Unit 1

- Story: The sun and the wind
- <https://www.youtube.com/watch?v=HG00pWUXfYk>
- Cancions:
- https://www.youtube.com/watch?v=-jBfb33_KHUofeature=emb_logo
- https://www.youtube.com/watch?time_continue=3&v=qwW9wL74zE0ofeature=emb_logo

SURPRISE 2 - UNIT 1

1. CHOOSE THE CORRECT WORD.




TRACKSUIT / SCARF



T-SHIRT / TRACKSUIT



SHORTS / SOCKS



TRAINERS / SHORTS



T-SHIRT / TRAINERS



T-SHIRT / SCARF

2. WRITE THE NAME OF EACH SEASON BELOW THE TREES: spring, summer, autumn, winter.



COLOUR



I'm wearing a red
T-shirt, black
shorts, yellow socks
and blue shoes.

WRITE

I'm wearing
.....
.....
.....

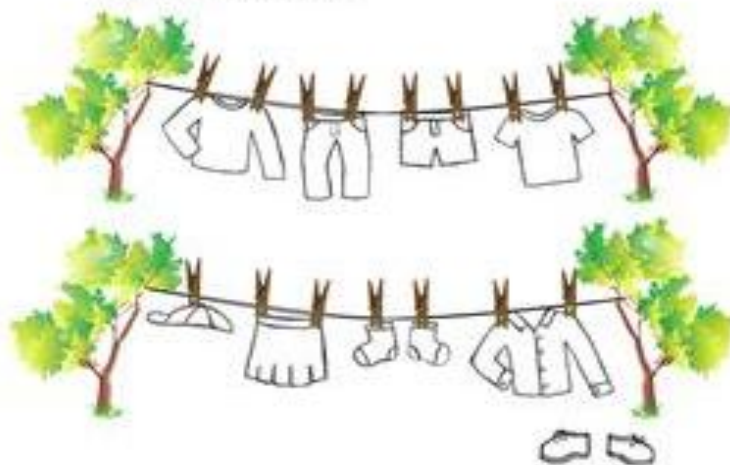


DEBUXA UNHA ÁRBORE NAS CATRO ESTACIÓNS: UTILIZA MATERIAIS QUE ATOPE POR CASA E PÉGAOS

SPRING	SUMMER
AUTUMN	WINTER

DEBUXA UN TENDAL COMO ESTE OU BEN REALIZA PEZAS DE ROUPA CON MATERIAIS QUE ATOPEIS POR CASA, TEAS, ANACOS DE CARTÓN, E PÉGAAS NUN ANACO DE XORNAL COMA SE FOSE UN TENDAL.

Clothing line
Follow the instructions below.



Colour the t-shirt blue.	Colour the socks green.
Colour the skirt pink.	Colour the trousers yellow.
Colour the jumper red.	Colour the shirt purple.
Colour the shoes orange.	Colour the hat black.
Colour the shorts white.	

UNIT 2

- Story: https://www.youtube.com/watch?v=sgTYt_Ie8mY
- Songs: <https://www.youtube.com/watch?v=14jsxWcXcFc>
- <https://www.youtube.com/watch?v=D3Vpnkrwjblc>
- <https://www.youtube.com/watch?v=461EUf4yKgg>
- https://www.youtube.com/watch?v=JV-D_K4drsA

PARTES DA CARA

1 Find and write.



tongue



2 Read and colour.

I've got green eyes.
I've got a red nose.
I've got pink cheeks.
I've got blue hair.
I've got an orange mouth.




SOPA DE LETRAS CON PARTES DA CARA

t	o	n	g	u	e	c
d	h	n	o	s	e	h
k	a	f	e	b	t	e
m	i	l	a	j	e	e
i	r	c	r	g	e	k
e	y	e	s	e	t	s
h	m	o	u	t	h	a

Look and write *I've got* or *I haven't got*.


_____ legs.
_____ long hair.



_____ a nose.
_____ five legs.

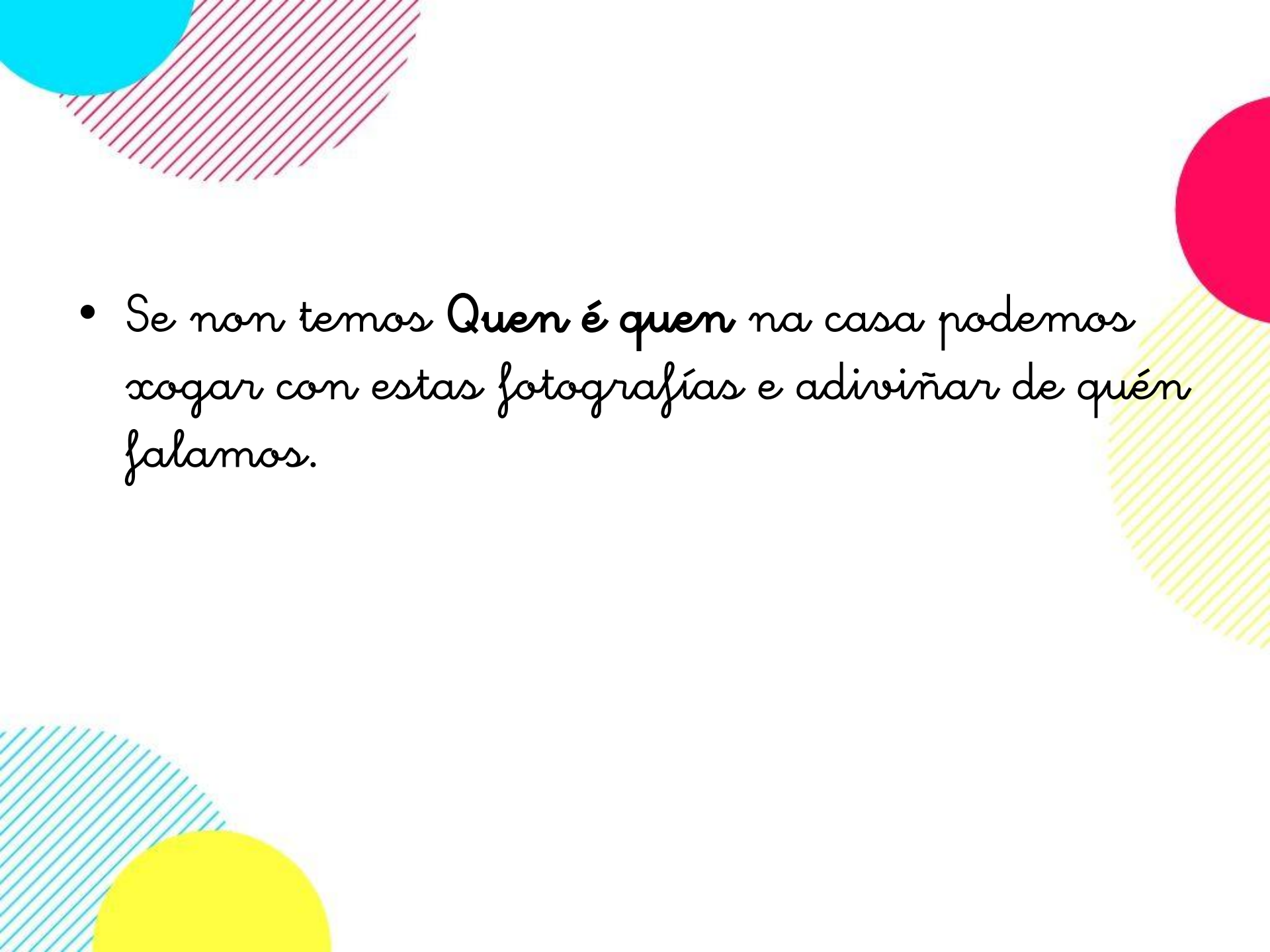


I've got _____ big teeth.
_____ hair.



XOGAMOS A WHO IS WHO.

- Se témolo xogo na casa podemos preguntar:
- Has he/she got blue eyes?
- Has he/she got big/small nose?
- Has he/she got big /small mouth?
- Has he/she got long/short hair?
- Has he/she got glasses/hat?

- 
- The background features several overlapping circular shapes. In the top-left corner, there is a solid cyan circle partially overlapping a circle with red diagonal stripes. In the top-right corner, there is a solid magenta circle partially overlapping a circle with yellow diagonal stripes. In the bottom-left corner, there is a solid yellow circle partially overlapping a circle with light blue diagonal stripes.
- Se non temos *Quen é quen* na casa podemos xogar con estas fotografías e adiviñar de quen falamos.



ACTIVIDADE ARTS



CREAR UNHA MÁSCARA OU
RETRATO CON CARTÓNS, PAUS,
TAPÓNS,....

BONECOS



PODEMOS EMPREGAR TUBOS DE PAPEL E CASCA DE OVO E PINTALO. SE PODES, PONLLE UN POUCO DE TERRA, UNHAS SEMENTES E REGA CON COIDADO. LEMBRA QUE É NECESARIO POÑELOS AO SOL

XOGOS

- <https://anglomaniacy.pl/bodyMatching.htm>
- https://learnenglishkids.britishcouncil.org/sites/kids/files/flash_uploads/language_games/node_653/kids-games-paint-clown.swf
- https://learnenglishkids.britishcouncil.org/sites/kids/files/flash_uploads/article/node_2340/make-your-own-monster.swf
- <http://www.angles365.com/classroom/fitxers/infantil/body/thenose.swf>
- https://learnenglishkids.britishcouncil.org/sites/kids/files/flash_uploads/article/node_2342/games-animal-maker-standard_2011_11_24%20%281%29.swf

UNIT 3

- STORY:
- <https://www.youtube.com/watch?v=iMFra0df-dc>
- SONGS
- <https://www.youtube.com/watch?v=EpzRQYlkWrw>
- <https://www.youtube.com/watch?v=x77H0gzwc-g>

- <https://www.youtube.com/watch?v=pKqnSRDzkgw>
- <https://www.youtube.com/watch?v=fPMjnlTEZwU>
- <https://www.youtube.com/watch?v=plwY0quSyJg>
- <https://www.youtube.com/watch?v=GoSq-yZcJ-4>
- <https://www.youtube.com/watch?v=r6cJB7k6eEk>

1 Find and write.



painting



dancing



reading



rollerskating



swimming



running



skipping



singing

1



reading

2



3



4



5



6







7



8



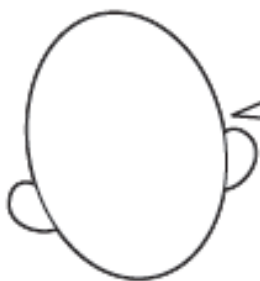
2 Read and draw ☺ or ☹. Then draw and write for you.

	Sophie	Me
	☺	
		
		
		



Sophie

I like reading and dancing. I don't like running or painting.



Blank space for writing and drawing, containing four horizontal lines.

PREGUNTAMOS Á FAMILIA

DO YOU LIKE ...?	YES, I DO	NO, I DON'T
READING		
ROLLERSKATING		
DANCING		
RUNNING		
SKIPPING		
PAINTING		
SWIMMING		

RECORDAMOS

Read and match.

1 I like



2 I don't like



3 I like



4 I don't like



computer

ckers.

board

games.

sti

saws.

jig

games.

UNIT 4

- STORY:

- https://www.youtube.com/watch?v=_KqA8YoHvD8

- SONGS:

- <https://www.youtube.com/watch?v=frN3nrhIHUk>

- <https://www.youtube.com/watch?v=lBx9weADSAz>

- <https://www.youtube.com/watch?v=DruYNHN4FYY>
- <https://www.genkienglish.net/picturebookfoodanimals.htm>

Reading and Writing

HIGHER

Look and write.

12 marks

1 😊 I like tom_____.

2 ☹️ I don't like _____.

3 ☹️ I _____.

4 😊 I _____.

5 😊 I _____.

6 ☹️ I _____.

a



b



c



d



e



f



Unit 4 Test

CHALLENGE

3 Look and write.

6 marks

1



I like
tomatoes.

2



3



4



4 Look and write.

5 marks



I like _____

TABOLEIRO PARA XOGAR

Os neno/as tiran un dado para progresar no taboleiro, recollen comida, animais ou tarxetas deportivas no camiño e preguntan a outros xogadores se lles gustan ou non. O gañador elixe a súa tarxeta favorita da pila de cartas usadas e di "My favourite is"

I like, I don't like...


Sport	Food	Animal	+2	Animal	Food
Animal	Horse	+2	Pig	Food	Sport
+2	Karate	Food	Burger	Sport	-4
Sport	Basketball	-3	Dog	Animal	Soccer ball
START	Cat	Sport	Food	Animal	Goat

FINISH!
 Choose your favourite thing from the used card pile.
My favourite is...

Set out 3 separate face-down piles of animal cards, food cards and sport cards. Roll a die to move along the board. Upon landing on animal, food or sport, pick up 3 cards from the relevant pile and choose one to ask another player about. Ask the other player, 'Do you like...?'. They should respond 'I like...' or 'I don't like...' as appropriate. Put the chosen in the used cards pile and the other two cards back face-down in the pile they came from.


My Favourite Is... Board Game Cards
(Print several copies of these)

Foods




My Favourite Is... Board Game Cards
(Print several copies of these)

Foods



(Print several copies of these)


Animals



My Favourite Is... Board Game Cards

(Print several copies of these)

Animals



My Learning Board Game Cards
(Print several copies of these)

Sports



GO FISH!!!

Fai dúas copias de cada folla, pégalle un papel de cor ou cartón pola parte de atrás e recorta.

O xogo consiste en conseguir as parellas preguntando aos demais por turnos.

Reparte 5 cartas para cada un e deixa as que quedan no centro da mesa en un taco cara abaixo. Comeza o mais xove a preguntar, valen as dúas:

- Have you got....?
- Do you like ...?

Gaña o que consegue mais parellas. Si en algún momento alguén queda sen cartas pode coller 5 do taco na súa quenda.

Would you like...

Yes, please.



No, thank you.

some chicken?

Would you like...

Yes, please.



No, thank you.

some water?

Would you like...

Yes, please.



No, thank you.

some tea?

Would you like...

Yes, please.



No, thank you.

some apple pie?

Would you like...

Yes, please.



No, thank you.

some cheese?

Would you like...

Yes, please.



No, thank you.

some biscuits?

Would you like...

Yes, please.



No, thank you.

a plum?

Would you like...

Yes, please.



No, thank you.

a banana?

Would you like...

Yes, please.



No, thank you.

an apple?

GO FISH

Would you like...

Yes, please.



No, thank you.

a burger?

Would you like...

Yes, please.



No, thank you.

a sausage?

Would you like...

Yes, please.



No, thank you.

some rice?

Would you like...

Yes, please.



No, thank you.

some chips?

Would you like...

Yes, please.



No, thank you.

some peas?

Would you like...

Yes, please.



No, thank you.

some meat?

Would you like...

Yes, please.



No, thank you.

some carrots?

Would you like...

Yes, please.



No, thank you.

some potatoes?

Would you like...

Yes, please.



No, thank you.

some tuna?

XOGOS

- <http://primerodecarlos.com/SEGUNDO PRIMARIA/Colours 1/colours.swf>
- <http://primerodecarlos.com/SEGUNDO PRIMARIA/Colours 2/colours.swf>