



6º Educación infantil
Día das letras galegas 2020

**ACTIVIDADES
EDUCACIÓN INFANTIL**

AS PITAS BAIXO A CHOIVA




6º ED. INFANTIL

**SEMINARIOS RICARDO CARVALHO CALERO
LETRAS GALEGAS 2020**

6º EDUCACIÓN INFANTIL



RICARDO CARVALHO CALERO



Ricardo Carvalho Calero foi un gran escritor galego.

Naceu na cidade coruñesa de Ferrol e era o maior de seis irmáns.

Seus pais eran M.^a Dolores e Gabriel Ricardo.

De pequeno estudou en dúas escolas da súa cidade e de maior marchou a estudar a Compostela.



Defendeu o idioma galego, escribiu moitos libros no noso idioma e traballou en moitas revistas galegas.

Un dos seus libros máis famosos para os nenos e nenas é *As pitas baixo a choiva*.

Neste libro Ricardo conta unha cousa que lle pasou de pequeno cando quería recoller as galiñas que se mollaban coa choiva e acabaron todos mollados como pitos: as galiñas, el e toda a súa familia.

Este ano 2020 a Real Academia Galega dedícalle o Día das Letras, polo seu traballo en defensa do idioma galego e da nosa cultura.

1.- COMO SE CHAMA O HOMENAXEADO NO DÍA DAS LETRAS? REPASA O SEU NOME E FAI O SEU RETRATO.



R I C A R D O

C A R V A L H O

C A L E R O

2.- RICARDO FOI UN GRAN DEFENSOR DO IDIOMA GALEGO. COLOREA AS DÚAS PALABRAS QUE MÁIS CHE GUSTEN DO NOSO IDIOMA.



BESBELLO


XOANIÑA




MOUCHO



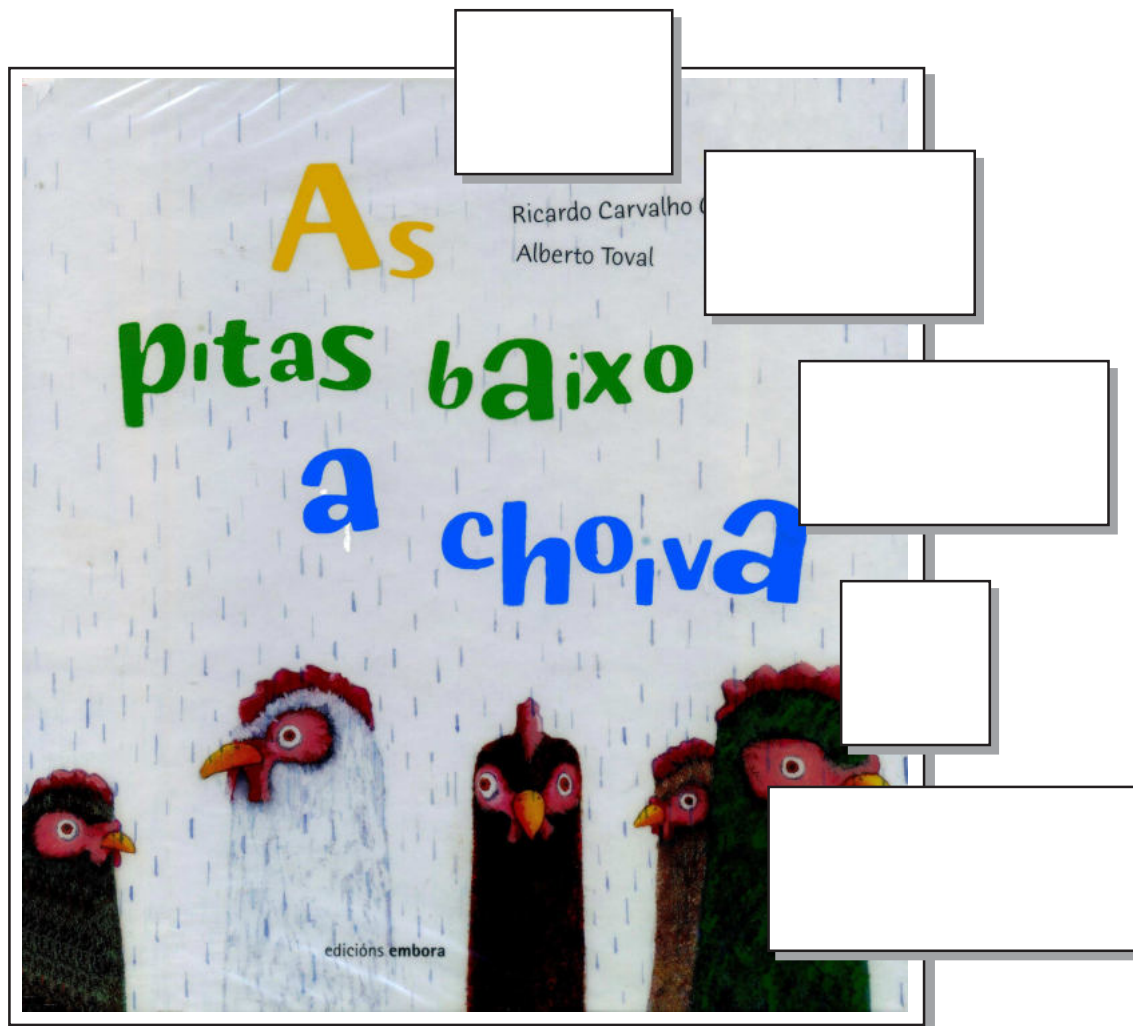
ORBALLO



MIÑOCA



3.- ORDENA AS PALABRAS E FORMA O TÍTULO DESTE LIBRO.



BAIXO

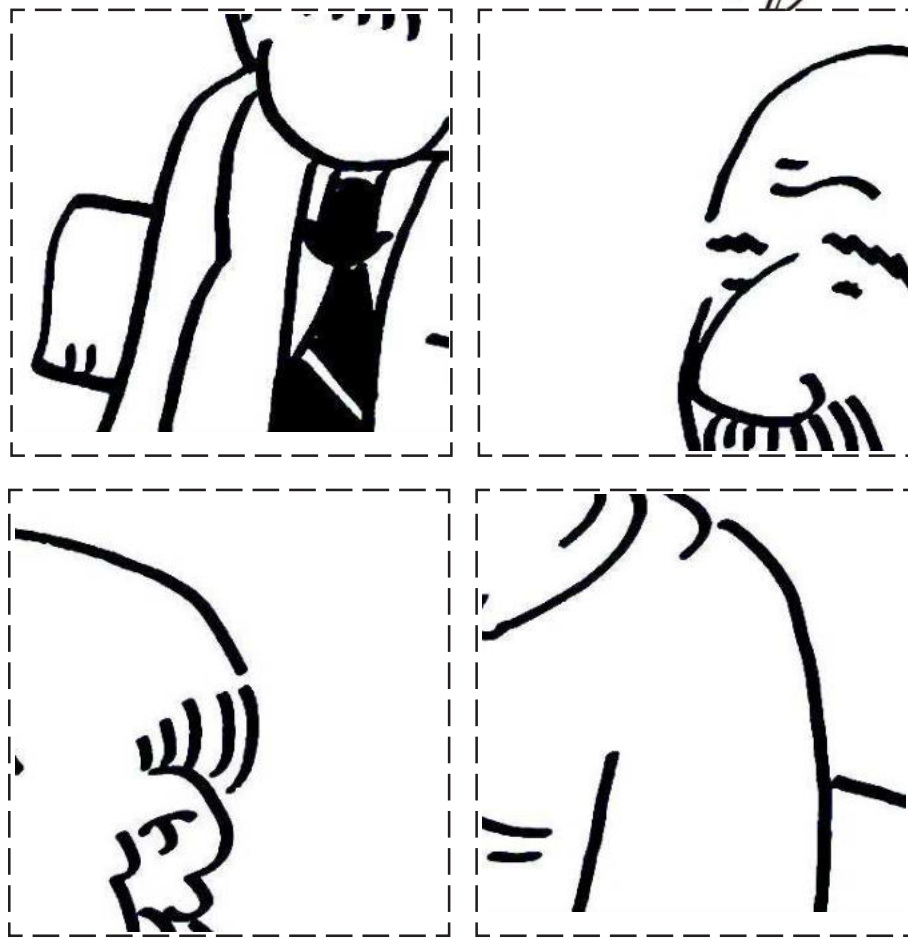

PITAS

AS


CHOIVA

A

4.- COMPÓN O CREBACABEZAS COA CARICATURA DE RICARDO.



6º EDUCACIÓN INFANTIL




AS PITAS BAIXO A CHOIVA **RICARDO CARVALHO CALERO**


Moito quería eu os animais.

No curro pasaba unha gran parte do meu tempo ollando para as galiñas. Víaas escaravellar na terra, en procura de vermes e miñocas. Botáballes o millo. Recollía os ovos que anunciaban co seu alporizado cacarexar. Cada ave tiña un nome posto por min, e eran tan estreitas as relacións entre eu e elas, que cheguei a coidar que nos comunicabamos co pensamento.


1.- AGRUPA ESTES OVOS DE 6 EN 6.



2.- INVENTA UN BECHO E PONLLE NOME.



3.- LOCALIZA AS SEIS DIFERENZAS ENTRE ESTES DOUS DEBUXOS.

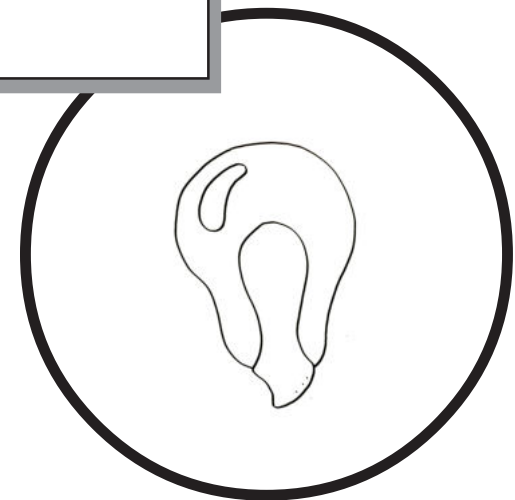




4.- UNE E ESCRIBE.





GRAN DE MILLO

FARIÑA



MAZAROCA




5.- QUE COME A GALIÑA? DEBUXA OS GRANS DE MILLO.



6.- CANTOS OVOS PUXO A GALIÑA? CONTA, ESCRIBE E COLOREA.



7.- RECORTA E PON CADA NOME ONDE LLE CORRESPONDE.



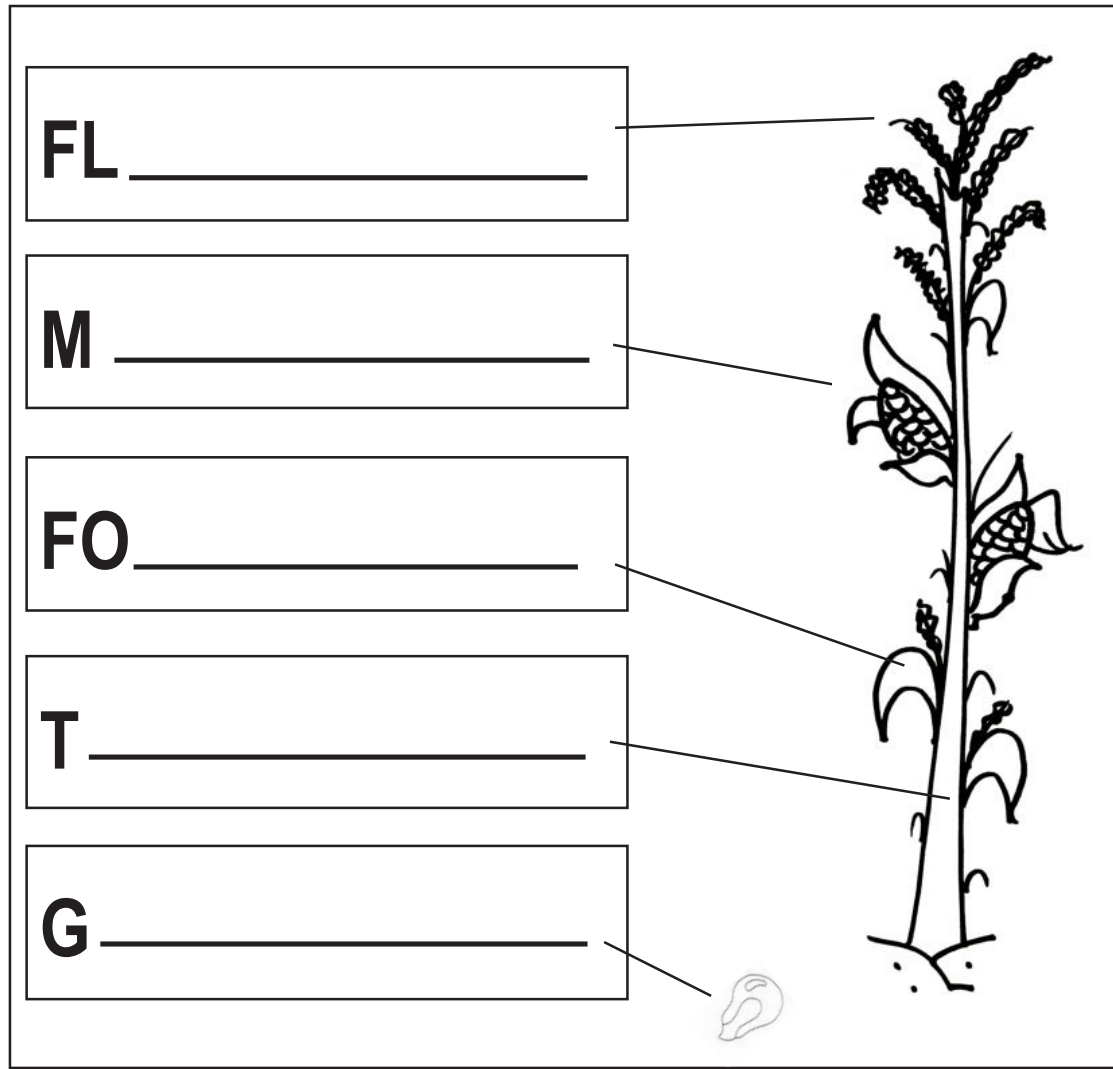
PETEIRO

CRISTA

PLUMAXE

ÁS

8.- RELACIONA A PLANTA DO MILLO COAS SÚAS PARTES.



MAZAROCA







FLOR

TALO

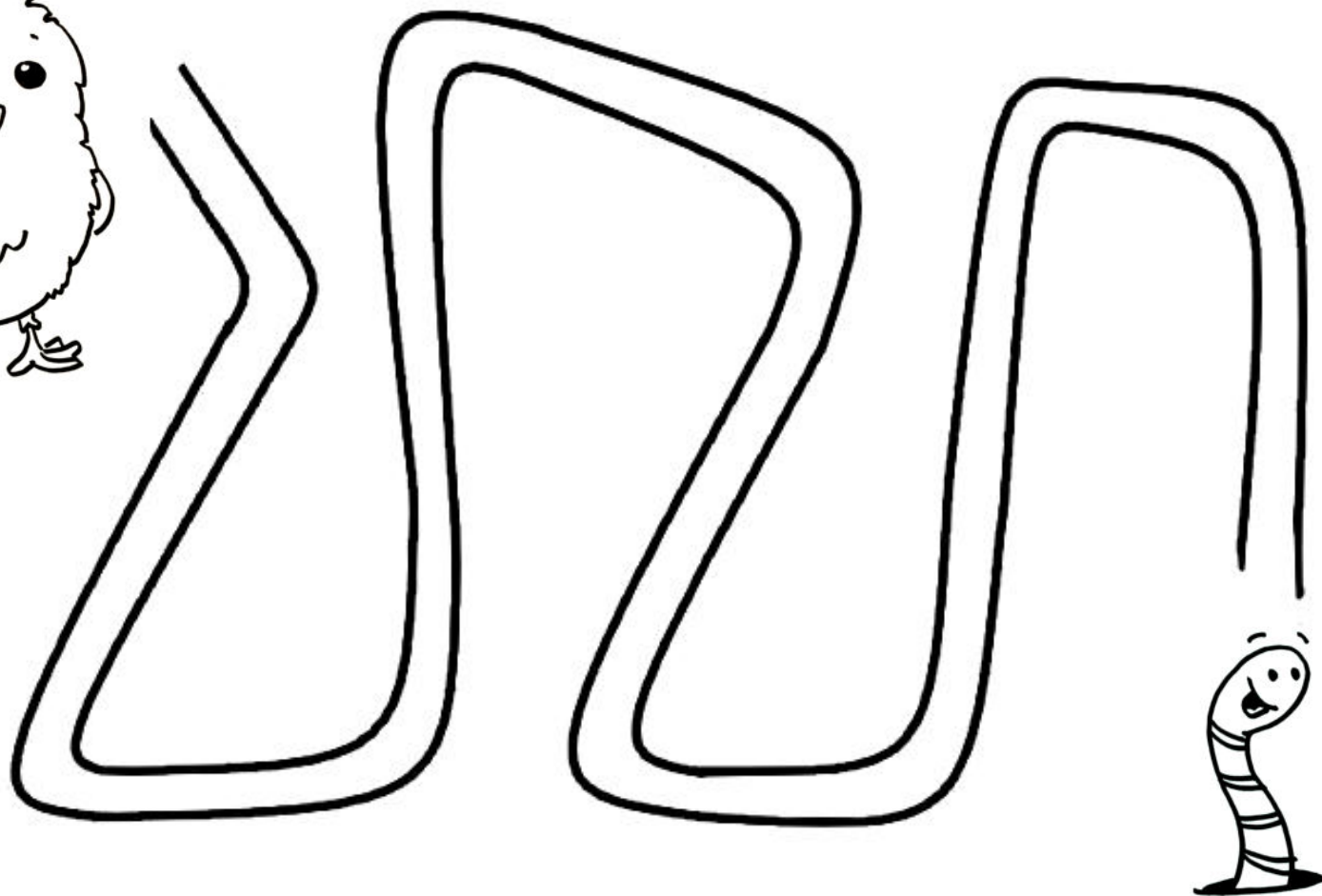
FOLLA

GRAN DE MILLO


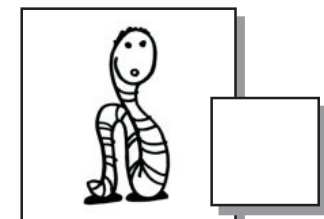




9.- CAL É O ANIMAL? ARRODÉAO E COLORÉAO.



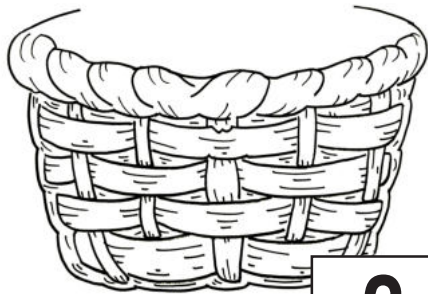
10.- COMO CHEGA O PITIÑO ATA A MIÑOCA? COLOREA O CAMIÑO.



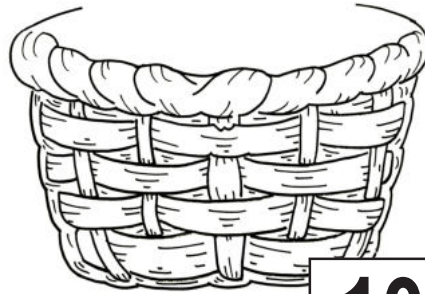
11.- CANTOS HAI DE CADA GRUPO? COLOREA.



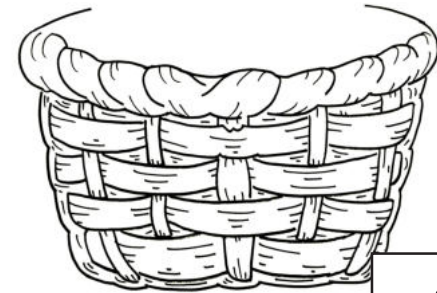
12.- DEBUXA NA CESTA OS OVOS QUE PUXO A GALIÑA.



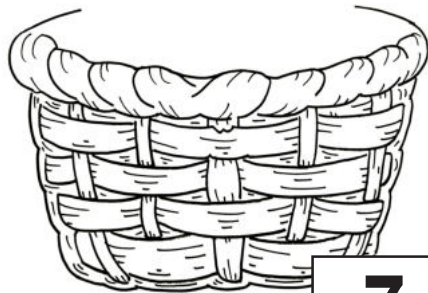
2



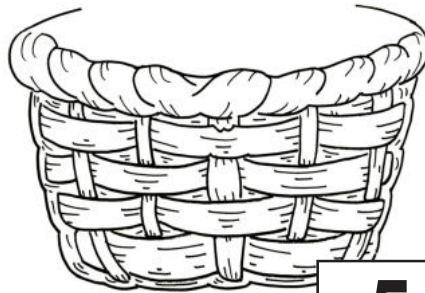
10



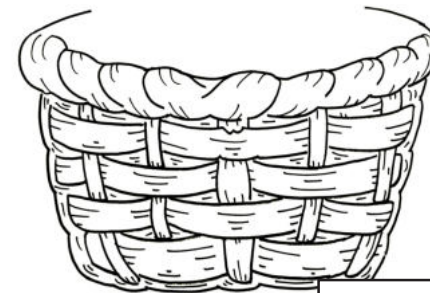
4



7












5





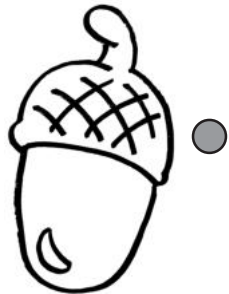



3









13.- ARRODEA AS GALIÑAS QUE ESTEAN NA MESMA POSIÇÃO QUE A DO RECADRO.



14.- RELACIONA CADA ANIMAL COA SÚA COMIDA E COLOREA.



15.- RECORTA E PEGA DENTRO DO CURRO OS ANIMAIS DA GRANXA.



16.- O NENO POÑIALLE NOME ÁS GALIÑAS. COMO LLES CHAMARÍAS
TIA ESTAS? COLOREA.

