

MATERIAIS

(Trazos, lóxico-matemática, lecto-escritura)





SEMANA DO 27 DE ABRIL DE 2020

- ✓ **FICHA 1:** Repasamos o trazo
- ✓ **FICHA 2:** Repasamos o trazo
- ✓ **FICHA 3:** As formas xeométricas
- ✓ **FICHA 4:** Repasamos o número 1
- ✓ **FICHA 5:** Repasamos o número 2
- ✓ **FICHA 6:** Repasamos o número 3
- ✓ **FICHA 7:** Repasamos as vogais
- ✓ **FICHA 8:** Repasamos as vogais II
- ✓ **FICHA 9:** Escribimos palabras
- ✓ **FICHA 10:** Escribo o meu nome

FICHA 1

Repasamos o trazo, seguindo a liña de puntos sen saírnos


Coloreamos os debuxos



FICHA 2

Repasamos o trazo, seguindo a liña de puntos sen saírnos

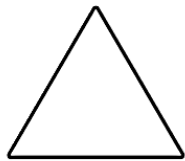


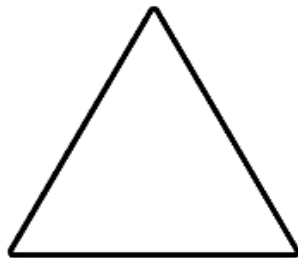


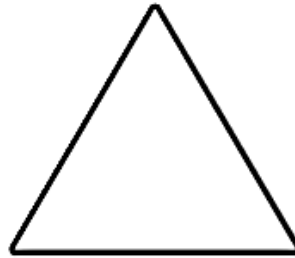

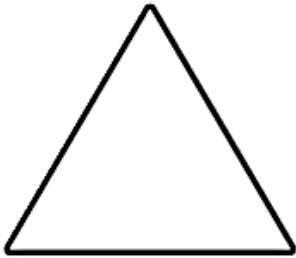
Coloreamos o debuxo




FICHA 3

Colorear cada forma xeométrica da cor que corresponde: cadrados azuis, círculos vermellos e triángulos verdes.


Repasar as letras do nome de cada forma xeométrica



TRIÁNGULO



CADRADO



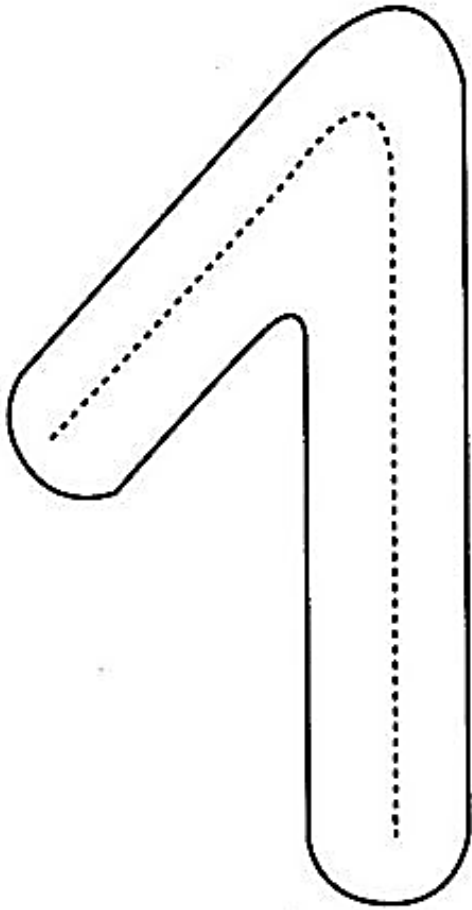


CÍRCULO

FICHA 4

Repasamos o número "1"




Coloreamos os frascos que teñen "1" caramelo



FICHA 5

Coloreamos o número 2 grande e repasamos os pequenos.




Coloreamos o acuario no que están 2 peixes.



FICHA 6

Coloreamos o número 3 grande e repasamos os pequenos.

Coloreamos tres tomates e a serpe



FICHA 7

Repasamos as vogais "A", "E", "I", "O" e "U"

Rodeamos cada letra do color sinalado

A E I O U

E A U I O


A

E

I

O

U



FICHA 8

Repasamos as vogais e facemos un debuxo dunha palabra que conteña esa letra

Escribimos cada unha das letras sen seguir a liña

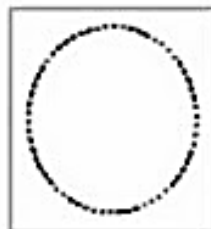

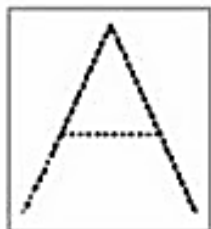



A A A A A A

O O O O O O

I I I I I I

E E E E E E

U U U U U U




FICHA 9

Repasamos as letras que compoñen as palabras

Coloreamos os debuxos e unimos cada palabra co seu debuxo



MESA




MAMÁ



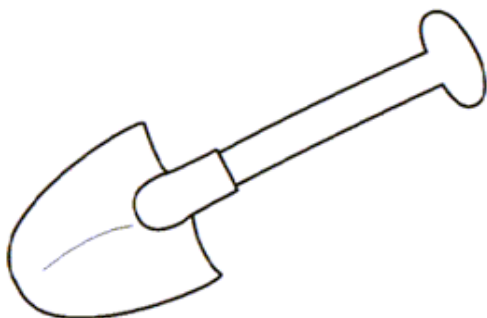
LUNA



ROSA



SAPO



PALA

LORO



RATA



FICHA 10

Rodear as letras que compoñen o nome

Escribir o nome



A large empty rectangular box with a purple border, intended for writing the name.