

# Design and construct a castle




Medieval castles were built from stones or mud bricks. Some castles had a very basic, functional design. Other castles were decorated with elaborate details.



## Step 1

Design your castle.



## Step 2

Cut the different parts of your castle.




## Step 3

Glue it together. Hold each object while the glue dries.



# My castle


Today, many books, films and artworks show castles as magical places filled with princesses, knights and dragons. What kind of castle will yours be?



**Work together**  
Invent a story using your castle.


## Step 4

Paint your castle.



## Step 5

Add details.



## Step 6

Decorate the area around your castle.

