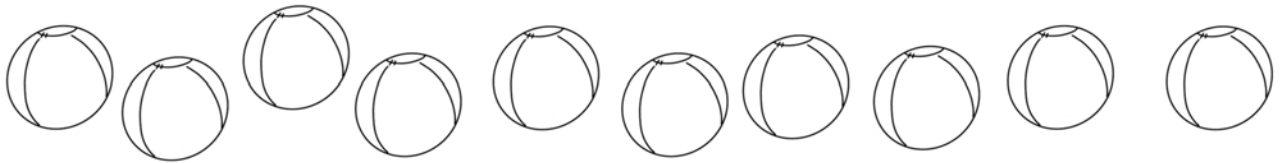
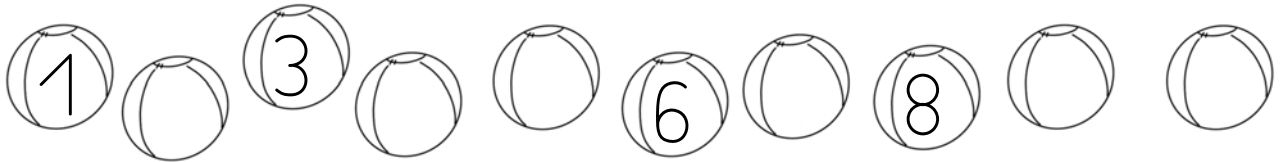


- 1 Cuenta las pelotas. Escribe dentro de cada una el número que le corresponde.



- 2 Escribe los números que faltan en las pelotas.



- 3 Numera las pelotas a partir de la primera que no está coloreada.



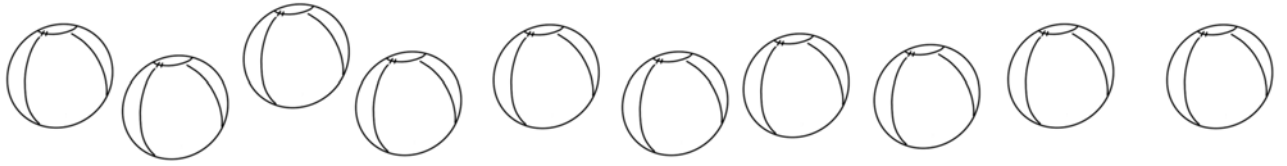
- 4 Numera las pelotas que no están coloreadas.



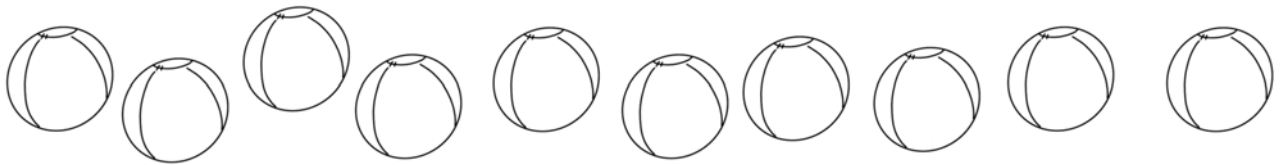
- 5 Dibuja pelotas hasta que haya 8.



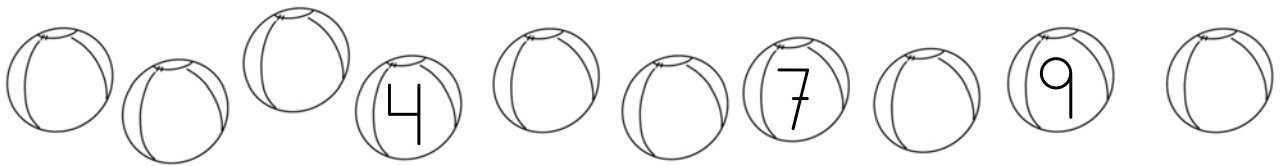
6 Tacha pelotas hasta que queden 6 sin tachar.



7 Colorea de azul 7 pelotas, y de rojo, 3 pelotas.



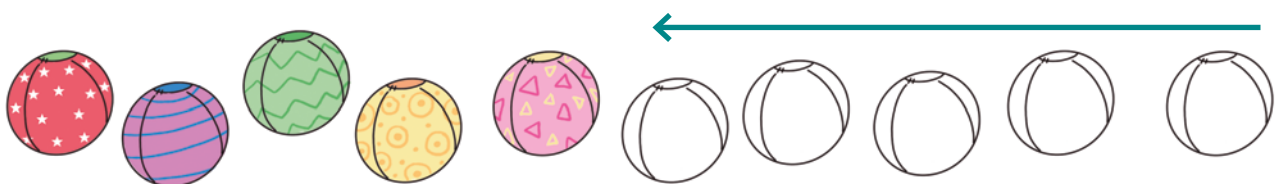
8 Escribe los números que van antes y después de las pelotas con número.








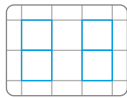











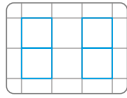


9 En las pelotas en blanco, escribe el número que le corresponde a cada una, siguiendo la dirección que te marca la flecha.























10 En las pelotas en blanco, escribe el número que le corresponde a cada una, siguiendo la dirección que te marca la flecha.




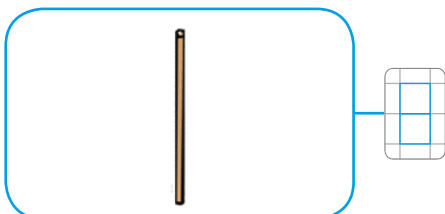

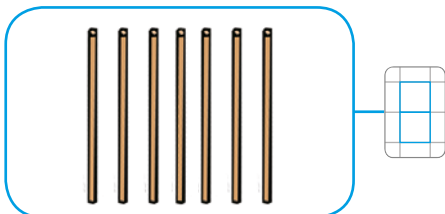
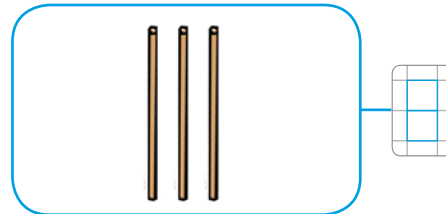
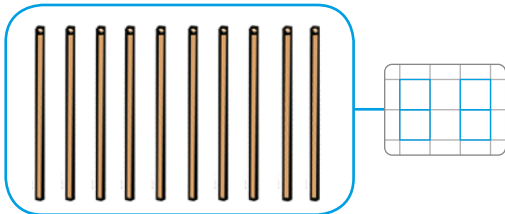
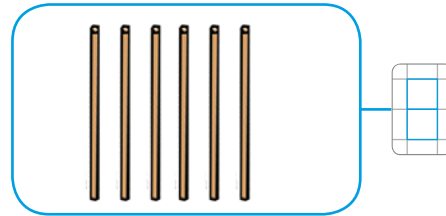
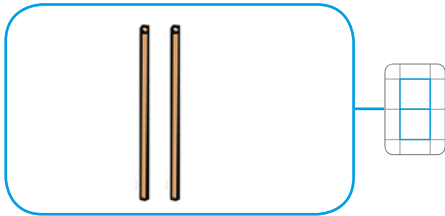

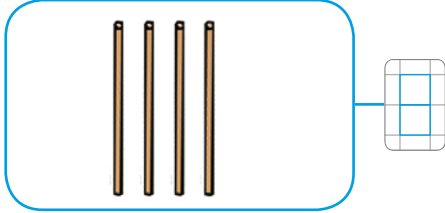
- 1 Cuenta los dedos extendidos y escribe el número al lado.


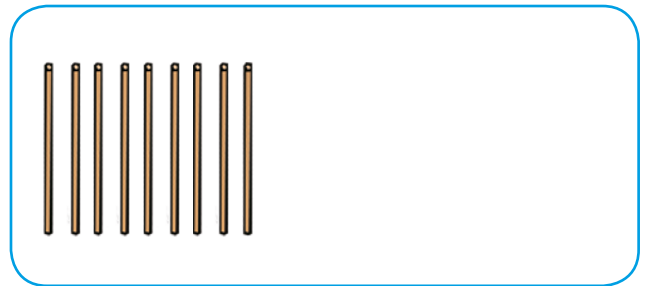

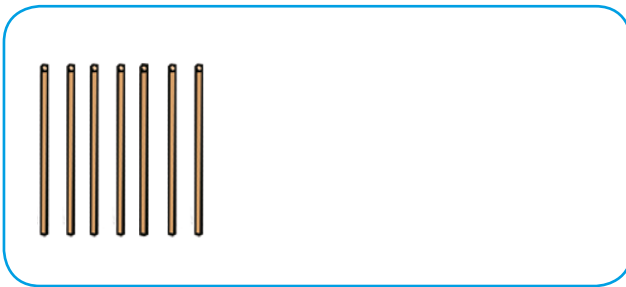


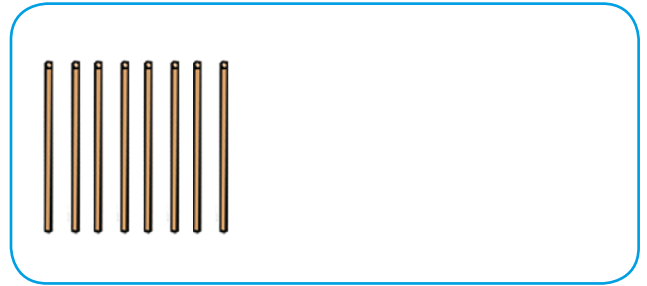
- 2 Cuenta los dedos que faltan para tener 10 y escríbelo.



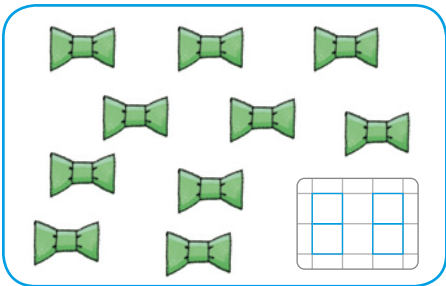


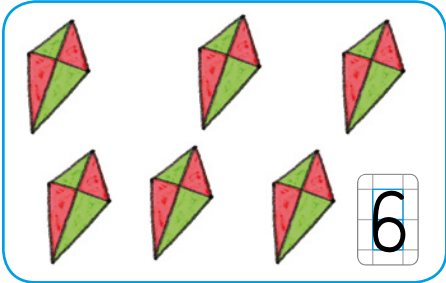
1 Cuenta los palillos y escribe los que hay.




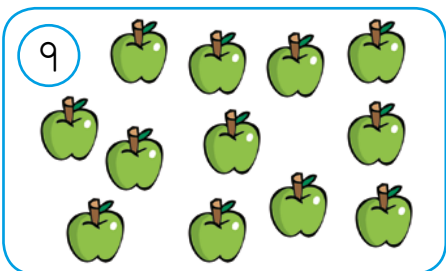

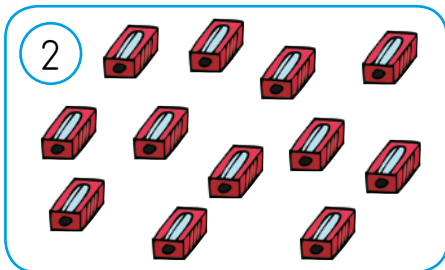
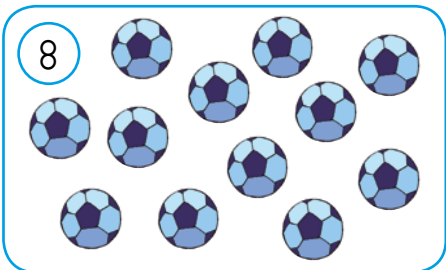


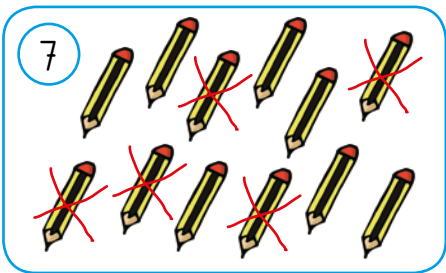
2 Dibuja los palillos que faltan para tener 10.









































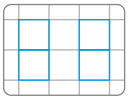
1 Cuenta los objetos que hay en cada grupo y escribe el número.



2 Tacha los objetos que sean necesarios para dejar solo los que indica la etiqueta.

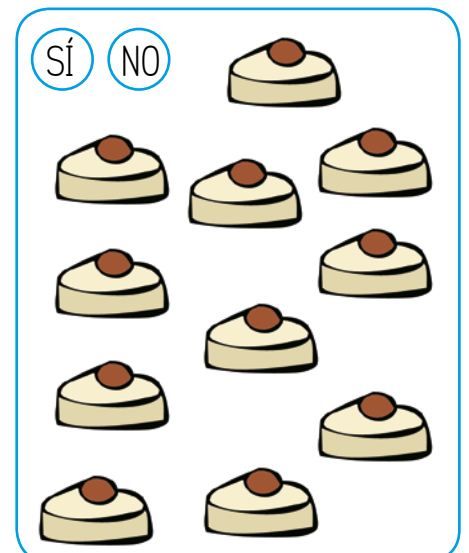

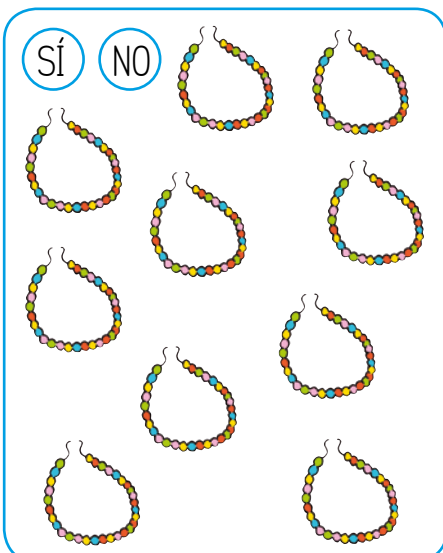







1 Cuenta los elementos que hay y escribe el número. Después, de las dos cifras de cada fila, rodea la mayor.

			9
			
			
			
			
			
			
			
			
			

Nombre y apellidos: _____

2 Cuenta los objetos que hay en cada recuadro y colorea el **SÍ** si son 10 y el **NO** si no son 10.



3 Tacha para que no haya más de 10 en cada grupo y escribe cuántos has tachado.

A group of 15 red circles arranged in three rows of five. The first two circles in each row are crossed out with a black 'X'. To the right is a 2x2 grid containing the number 4.

A group of 18 yellow squares arranged in three rows of six. To the right is a 2x2 grid.

A group of 15 green triangles arranged in three rows of five. To the right is a 2x2 grid.

A group of 15 green leaves arranged in three rows of five. To the right is a 2x2 grid.

A group of 12 blue flowers arranged in three rows of four. To the right is a 2x2 grid.

A group of 18 pink candies arranged in three rows of six. To the right is a 2x2 grid.

A group of 17 pink lollipops arranged in three rows: the first two rows have six lollipops each, and the third row has five. To the right is a 2x2 grid.

A group of 13 pink cakes arranged in three rows: the first two rows have five cakes each, and the third row has three. To the right is a 2x2 grid.

A group of 15 red starfish arranged in three rows of five. To the right is a 2x2 grid.

A group of 18 yellow suns arranged in three rows of six. To the right is a 2x2 grid.