


# MEMBROS DO GRUPO

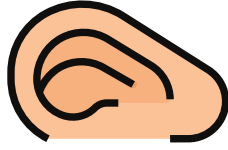




**CUSTOUNOS  
ENTENDERNOS**




**PASÁMOLO  
XENIAL!**



**ESCOITÁMONOS**



**ORGANIZÁMONOS**




**XENIAL!  
TRABALLAMOS  
EN EQUIPO**





**DESCUBRINDO  
A LUÍSA  
VILLALTA!**



# QUE IMOS APRENDER?

QUEN É LUÍSA VILLALTA  
ESCRIBIR UNHA POSTAL





# INSTRUCCIÓN



1

**Facer o  
crebacabezas**



2

**Escribir**



3

**Facer  
flores**



4

**Escribir  
unha  
postal**





# **ACTIVIDADE 1.**

## **Crebaccabezas**



# ACTIVIDADE 2.

Escribir





# ACTIVIDADE 3.

## Facer flores





# ACTIVIDADE 4.

## Escribir a postal







# TÁBOA DE ACTIVIDADES

ACTIVIDADES

FEITA



MESTRE/A 








**LUÍSA VILLALTA**

**Luísa Villalta**


Luísa Villalta



**A CORUÑA**

**A Coruña**

A Coruña



**PROFESORA**

**profesora**


profesora



**VIOLÍN**

**violín**

violín



**GALEGO**

**galego**

galego



**ORQUESTRA**

**orquestra**

orquestra





**AMIZADE**

**amizade**

amizade



**POESÍA**


**poesía**

poesía




# ACTIVIDADE 1.


## Facer o crebacabezas



1



2



3

# ACTIVIDADE 2. Escribir



1



2



3






# ACTIVIDADE 3: Facer as flores



1



2




3



# ACTIVIDADE 4. Escribir a postal



1



2



3

