

Name: _____

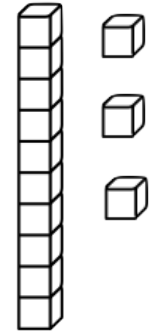

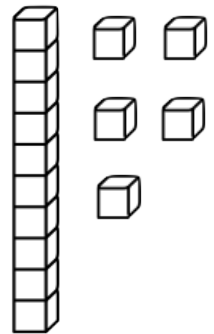

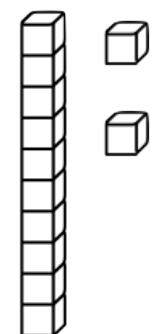

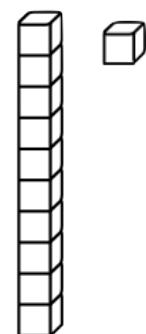

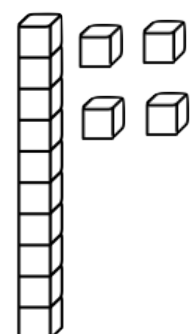

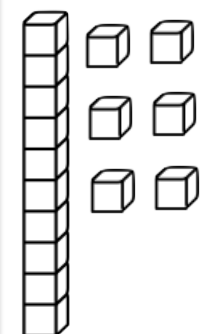

The grid contains four math problems, each with a vertical rod of 10 blocks and some loose blocks to its right. To the right of each rod and loose blocks is a dashed square for the answer.

- Top-left: 10 blocks in a rod, 3 loose blocks. Total: 13.
- Top-right: 10 blocks in a rod, 5 loose blocks. Total: 15.
- Bottom-left: 10 blocks in a rod, 1 loose block. Total: 11.
- Bottom-right: 10 blocks in a rod, 4 loose blocks. Total: 14.

Cuenta.
Escribe
el
número
en el
recuadro

Trabaja
con los
números
del 11 al
19 para
hacer bien
el ejercicio

Name: _____

 	 	 	 	 	 
--	--	--	--	--	--

Cuenta.
Corta y
pega el
número
en el
recuadro

Trabaja
con los
números
del 11 al
19 para
hacer bien
el ejercicio



- 11
- 12
- 13
- 14
- 15
- 16