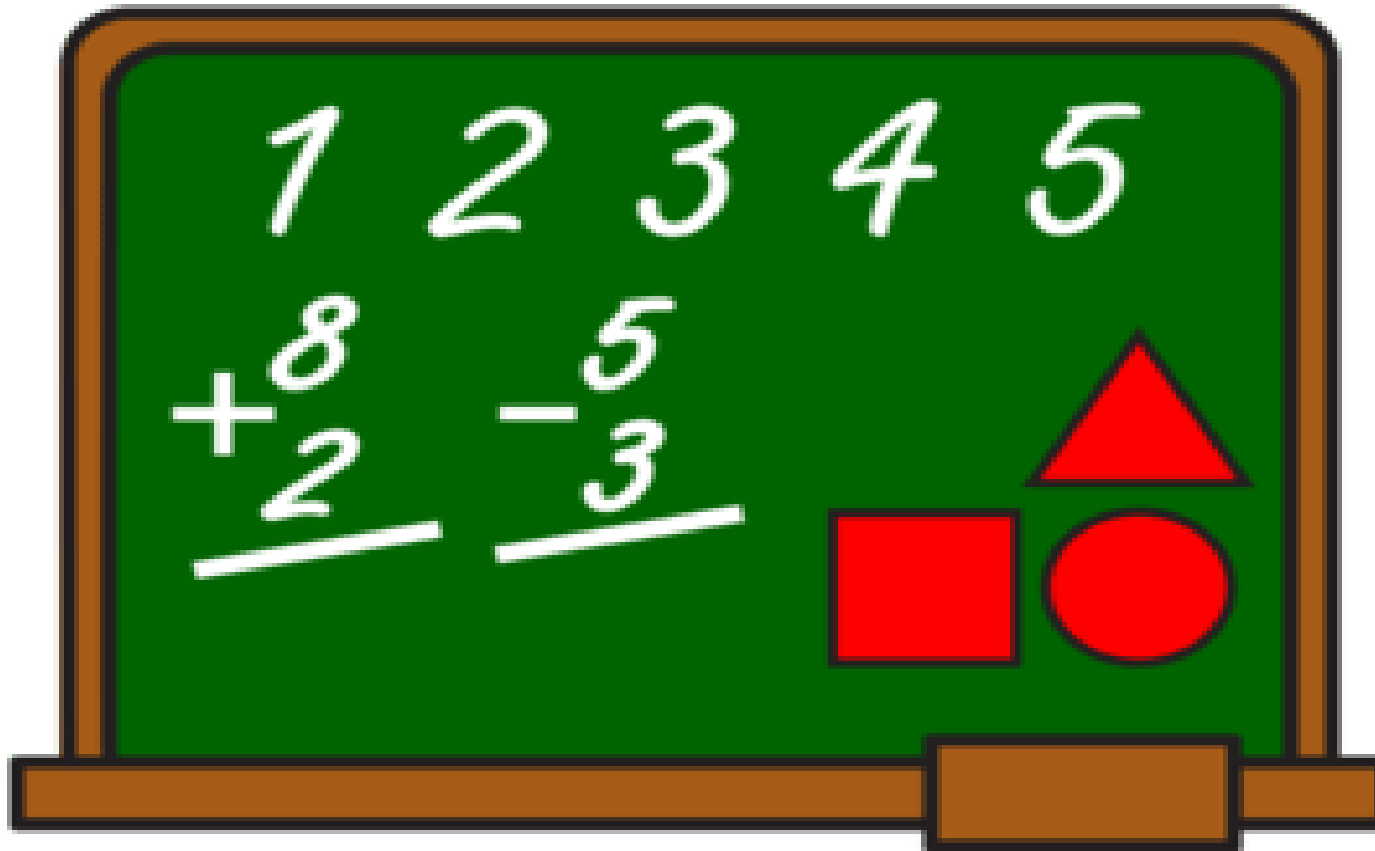


# MATEMÁTICAS 1



## CONTENIDO

NÚMEROS HASTA EL 100

SERIACIONES

LÍNEA RECTA Y CURVA

LÍNEA ABIERTA Y CERRADA

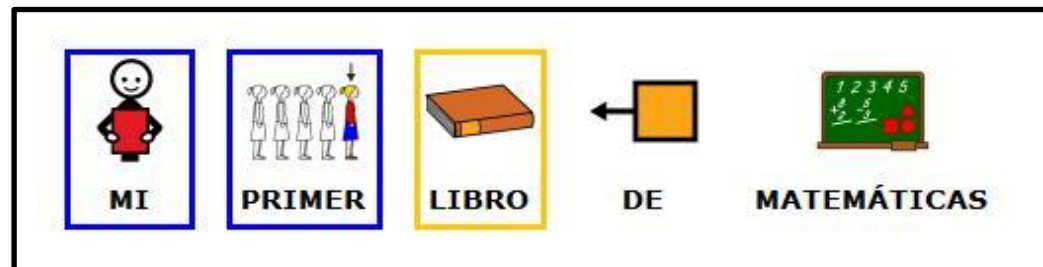
HORIZONTAL, VERTICAL, INCLINADO

SIMÉTRICO Y ASIMÉTRICO




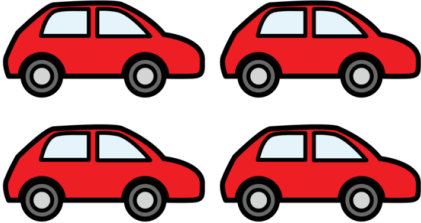
MAYOR, MENOR, IGUAL QUE









ENTERO, MITAD Y DOBLE

INTRODUCCIÓN A LA SUMA Y RESTA






# LOS NÚMEROS

			
<b>1</b>	<b>2</b>	<b>3</b>	<b>4</b>

		SE						
LOS	NÚMEROS	SE	USAN	PARA	SABER	CUÁNTAS	COSAS	HAY






 <b>CUENTA</b>	 <b>LAS</b>	 <b>COSAS</b>	 <b>Y</b>	 <b>PON</b>	 <b>CUÁNTAS HAY</b>
---	--	---	---	--	---





 <b>CUENTA</b>	 <b>LAS</b>	 <b>COSAS</b>	 <b>Y</b>	 <b>PON</b>	 <b>CUÁNTAS HAY</b>
---	--	---	--	--	---





 <b>CUENTA</b>	 <b>LAS</b>	 <b>COSAS</b>	 <b>Y</b>	 <b>PON</b>	 <b>CUÁNTAS HAY</b>
---	--	---	--	--	---

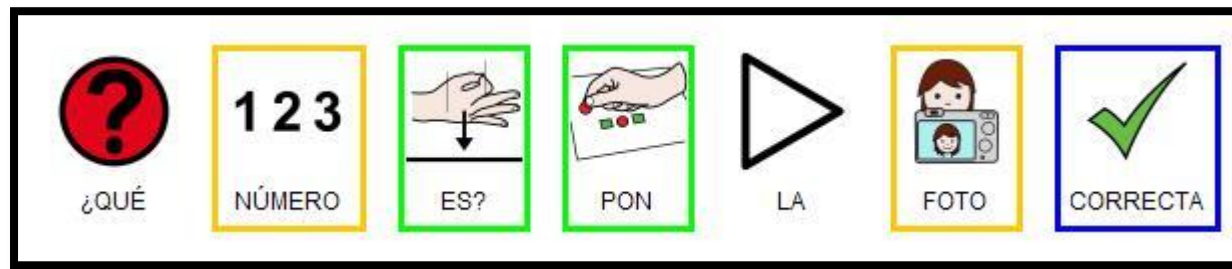
	
	



 <b>CUENTA</b>	 <b>LAS</b>	 <b>COSAS</b>	 <b>Y</b>	 <b>PON</b>	 <b>CUÁNTAS HAY</b>
---	--	---	--	--	--



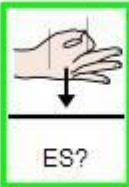




	
	





	3
	5
	2

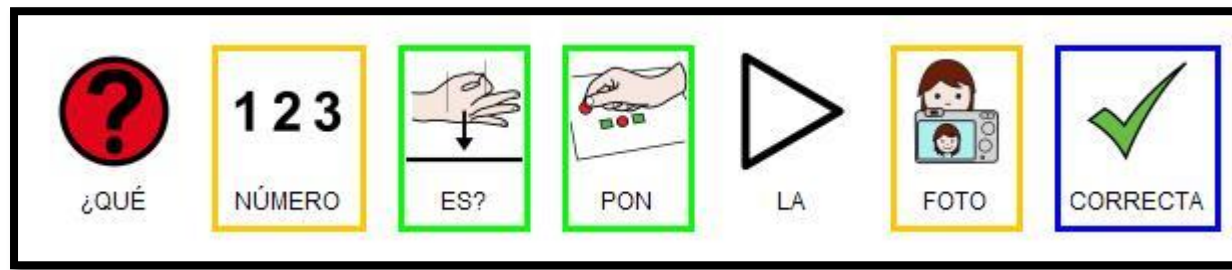


 ¿QUÉ	 NÚMERO	 ES?	 PON	 LA	 FOTO	 CORRECTA
--	--	--	---	--	--	--

	8
	6
	1

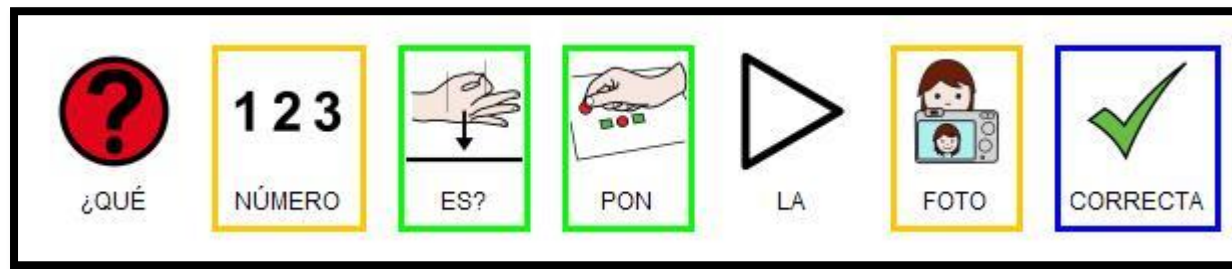






	4
	9



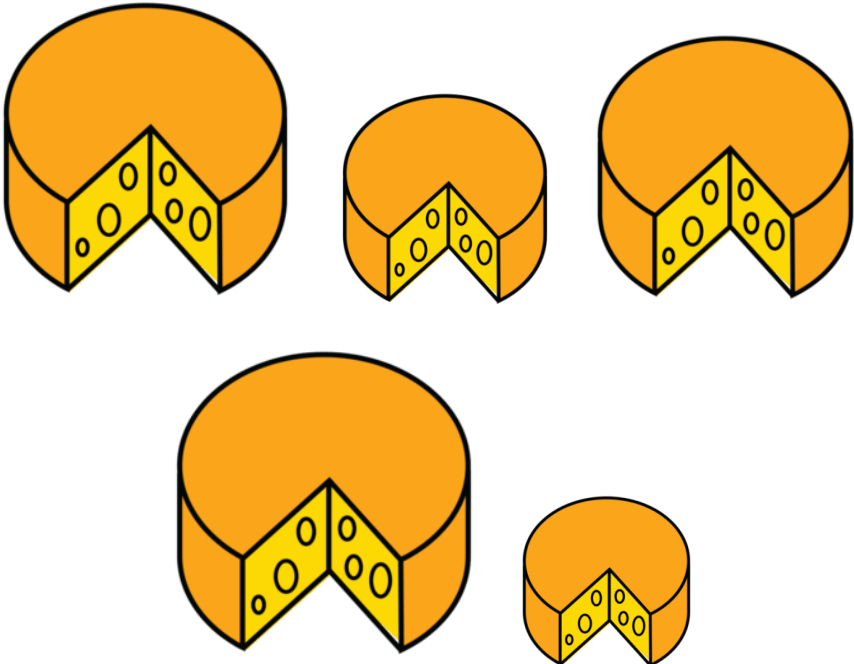



10

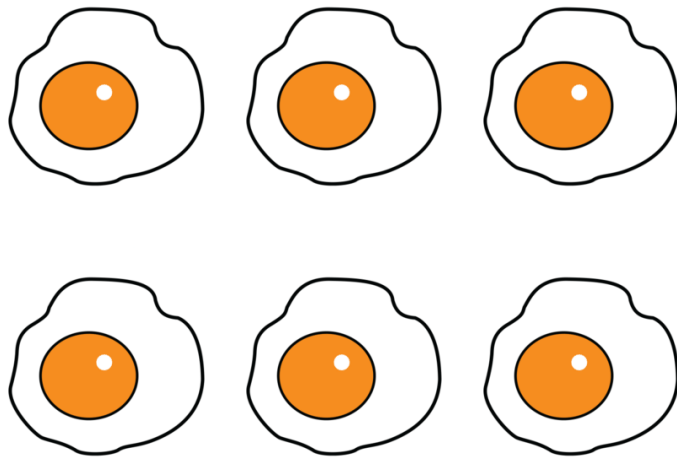
7



 RODEA	 CON	 UN	 ROTULADOR	 EL	 NÚMERO	 CORRECTO:	 ¿CUÁNTOS HAY?
---	--	--	--	--	---	---	--

					
5	4	6	5	3	4





5


4

6

5

3

4



2

4


3

8

3

4






7

8


6



7

4

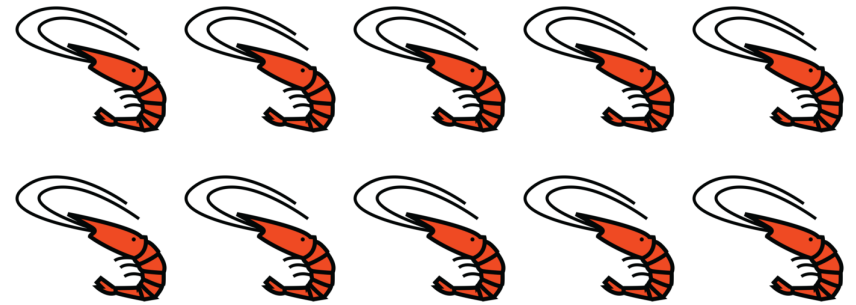
9



5

4

6

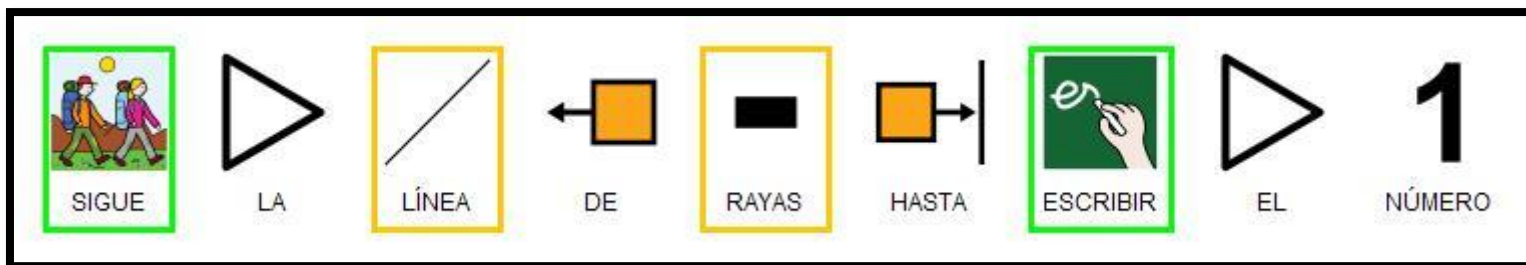


5

3

4



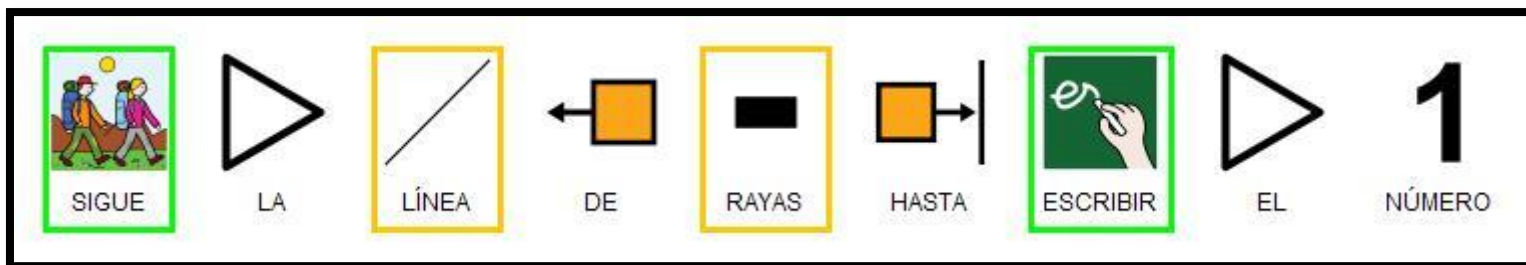


CERO  
cero

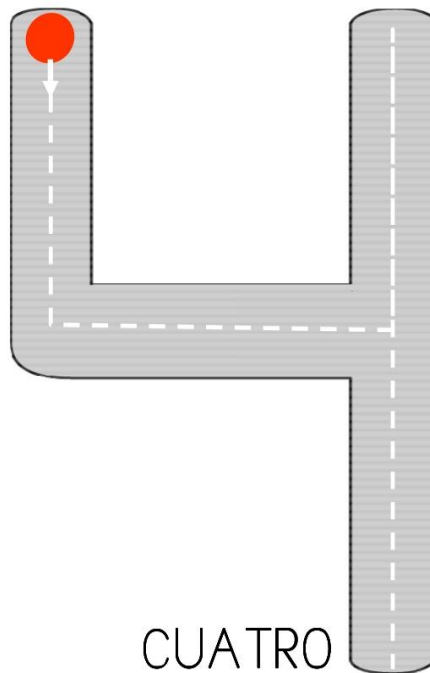
UNO  
uno

DOS  
dos





TRES  
*tres*

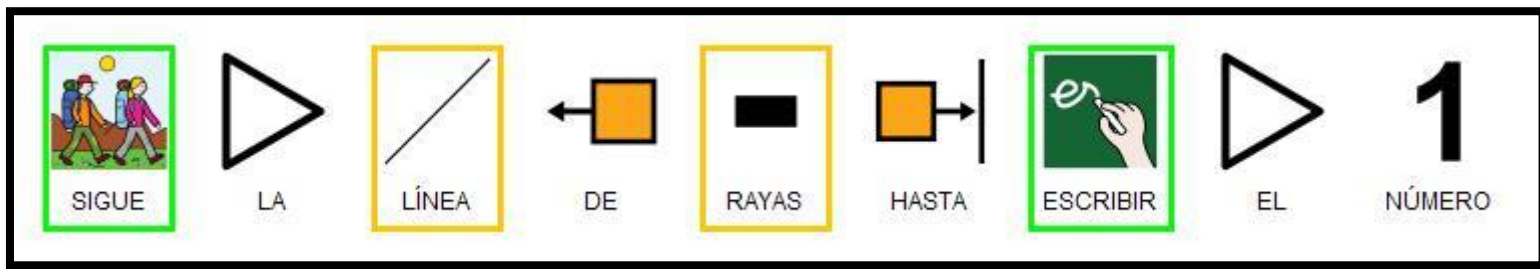


CUATRO  
*cuatro*



CINCO  
*cinco*





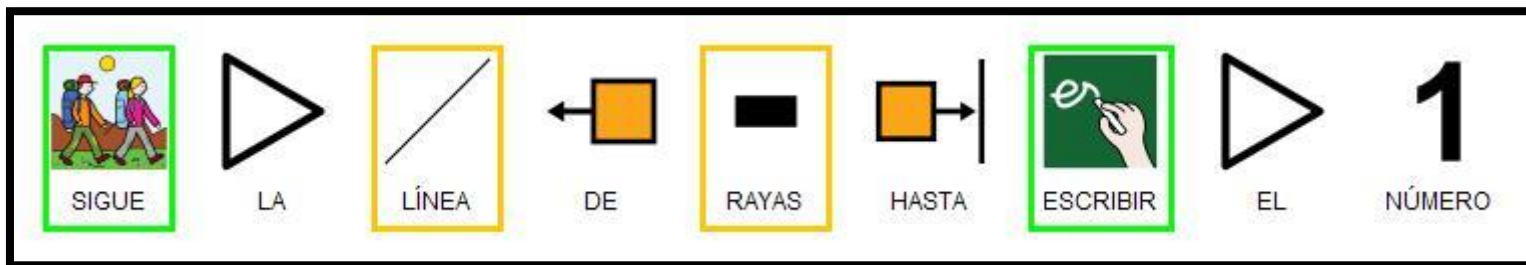
SEIS  
*seis*

SIETE  
*siete*

OCHO  
*ocho*









<p>NUEVE <i>nueve</i></p>	<p>DIEZ</p>
-------------------------------	-------------





0	0
6	3
3	5
2	2





5	5
1	1
6	6
4	4

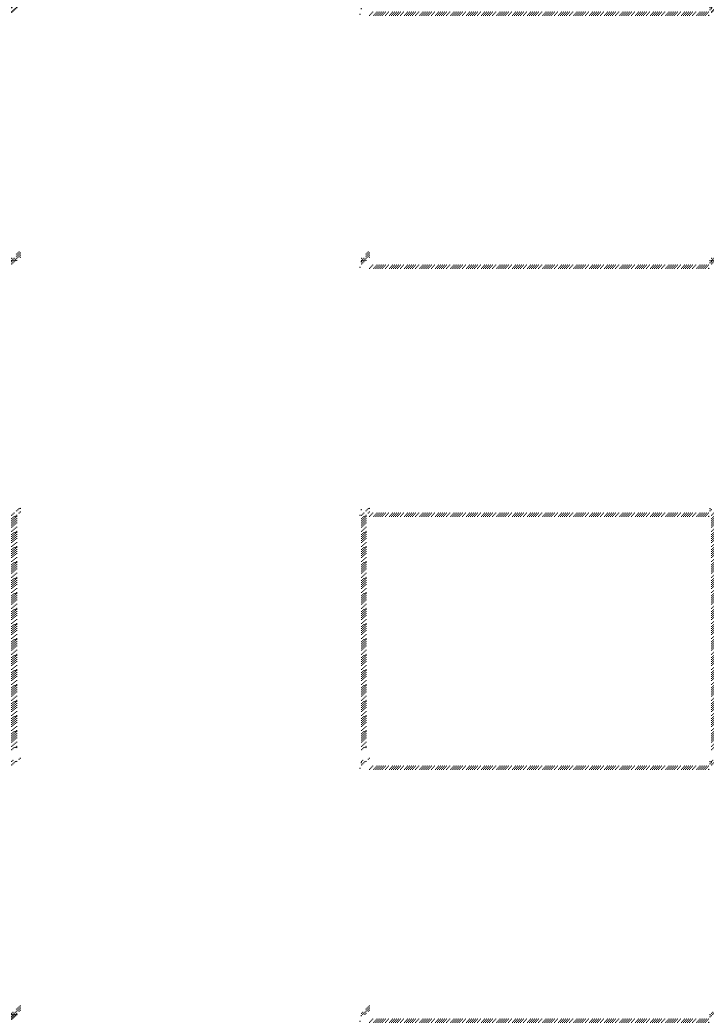







4	5
2	1
3	2
1	0



















4	2
0	2
2	6
0	5



		
COMPLETA	LA	SERIE

									
1	2	3	1	2					
									



COMPLETA      LA      SERIE


Row 1: Lobster, Octopus, Lobster, Octopus

Row 2: Tiger, Elephant, Tiger

Row 3: Truck, Truck, Car, Car, Truck, Truck




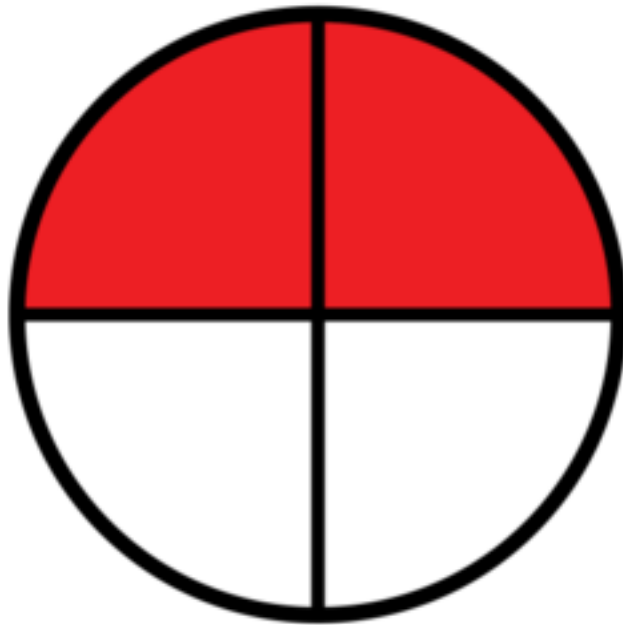
				<b>1</b>	
¿CUÁNTOS	HAY?	PON	EL	NÚMERO	CORRECTO












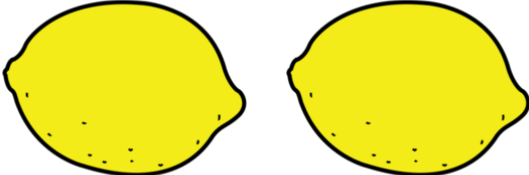













# ENTERO, MITAD y DOBLE



 COSAS  ENTERAS	 COSAS  POR  LA  MITAD	 COSAS  DOBLES 
		
		
		
<p style="text-align: center;"><b>10</b></p>	<p style="text-align: center;"><b>5</b></p>	<p style="text-align: center;"><b>20</b></p>

NA





MITAD	ENTERO	DOBLE



**MITAD**





**ENTERO**




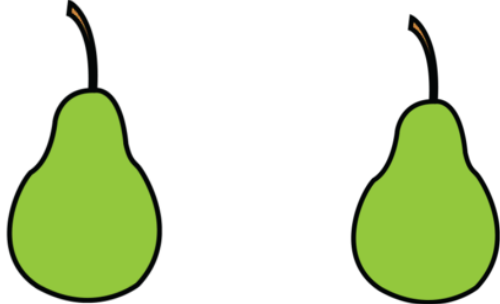
**DOBLE**





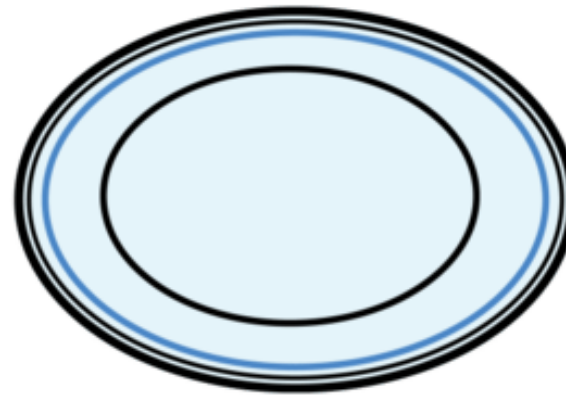
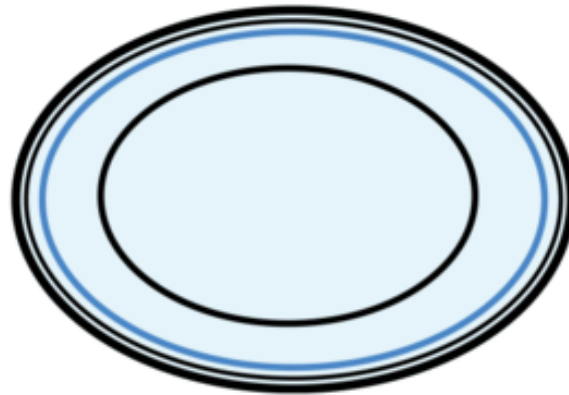







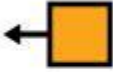





								
RODEA	CON	EL	ROTULADOR	LA	MITAD	DE	LAS	COSAS




	
	




 EL	 NIÑO	 TIENE	 MUCHOS	 CARAMELOS	 Y	 LA	 NIÑA	 NO
 TIENE	 NINGUNO.	 REPARTE	 LOS	 CARAMELOS	 PARA	 QUE	<b>CADA</b> CADA	
 NIÑO	 TENGA	 LA	 MITAD	<p>NOTA: COLOCA 4 PUNTOS DE VELCRO EN EL PLATO DEL NIÑO Y DOS EN EL DE LA NIÑA. PEGA 4 FOTOS DE CARAMELOS EN EL PLATO DEL NIÑO PARA HACER EL EJERCICIO</p>				





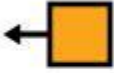


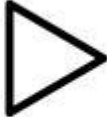





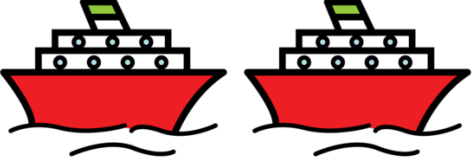
 COLOCA	 EL	 DOBLE		 DE	 COSAS	 EN	 EL	 CUADRADO
--	--	---	---	---	---	---	--	---



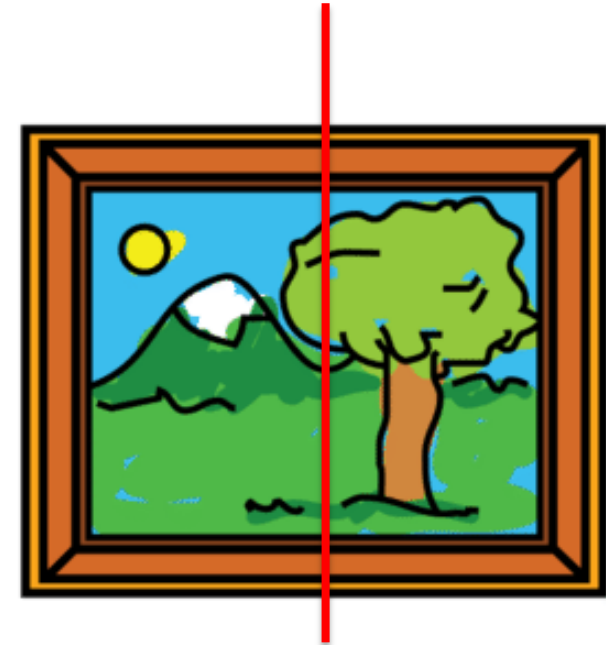



 COLOCA	 EL	 DOBLE		 DE	 COSAS	 EN	 EL	 CUADRADO
--	--	---	---	---	---	---	--	---




# SIMÉTRICO Y ASIMÉTRICO

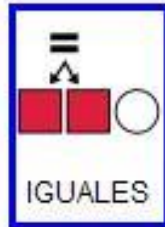


2

DOS



MITADES



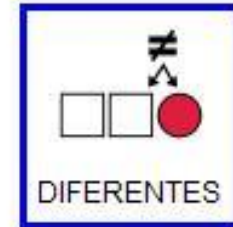
IGUALES

2

DOS


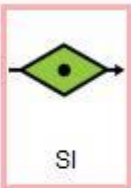





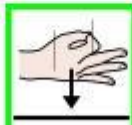
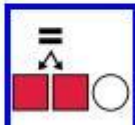


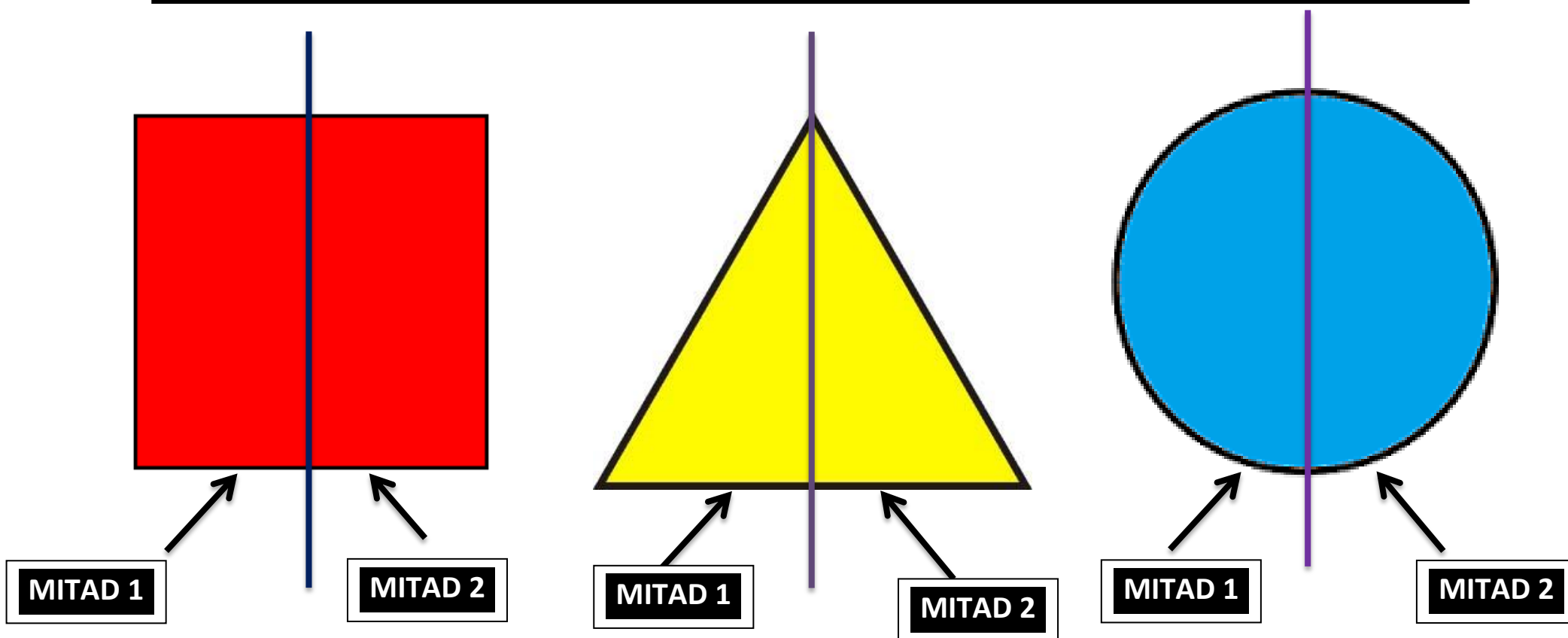
MITADES

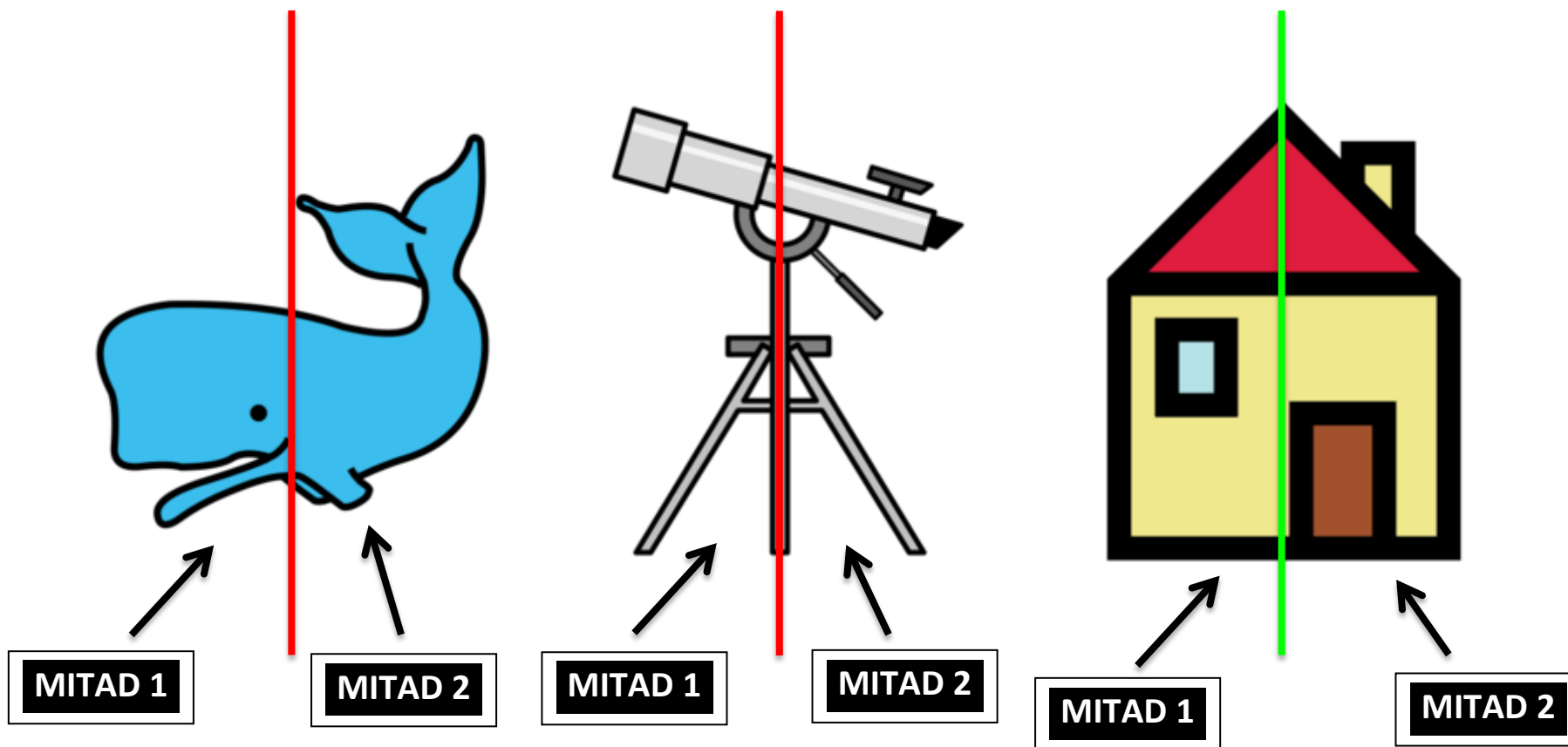
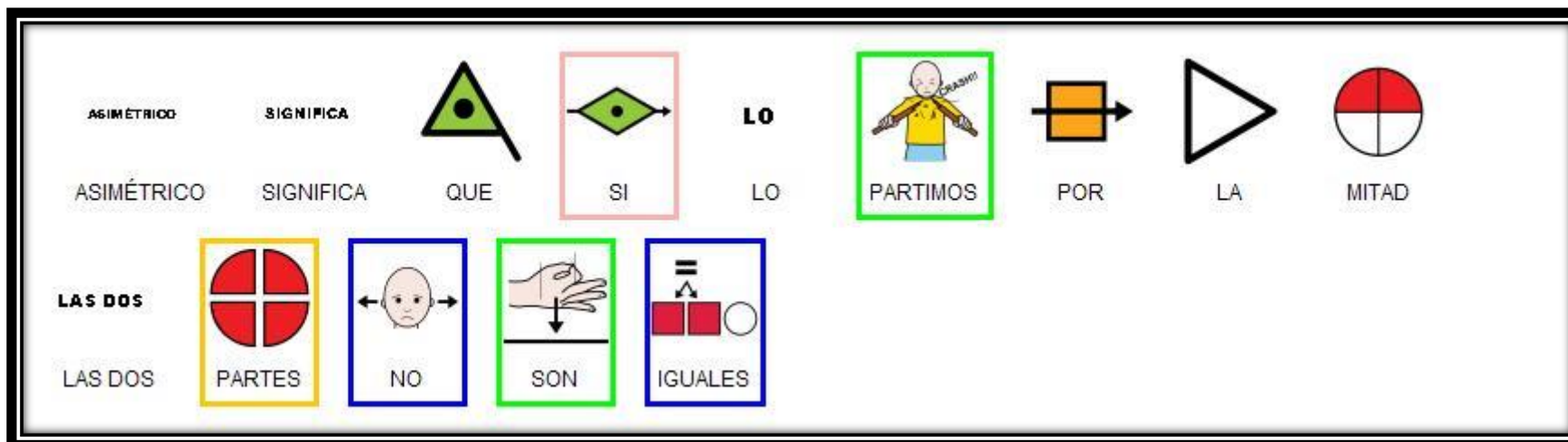


DIFERENTES




SIMETRICO	SIGNIFICA			LO				
SIMÉTRICO	SIGNIFICA	QUE	SI	LO	PARTIMOS	POR	LA	MITAD
<b>LAS DOS</b>								
LAS DOS	PARTES	SON	IGUALES					








# SIMÉTRICO



# ASIMÉTRICO





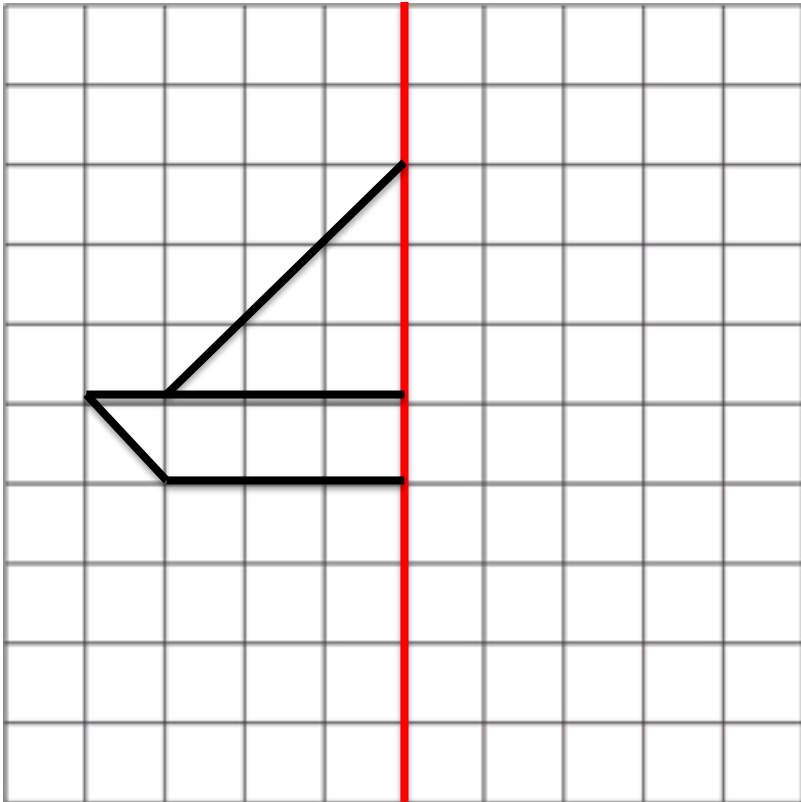
**SIMÉTRICO**

**ASIMÉTRICO**

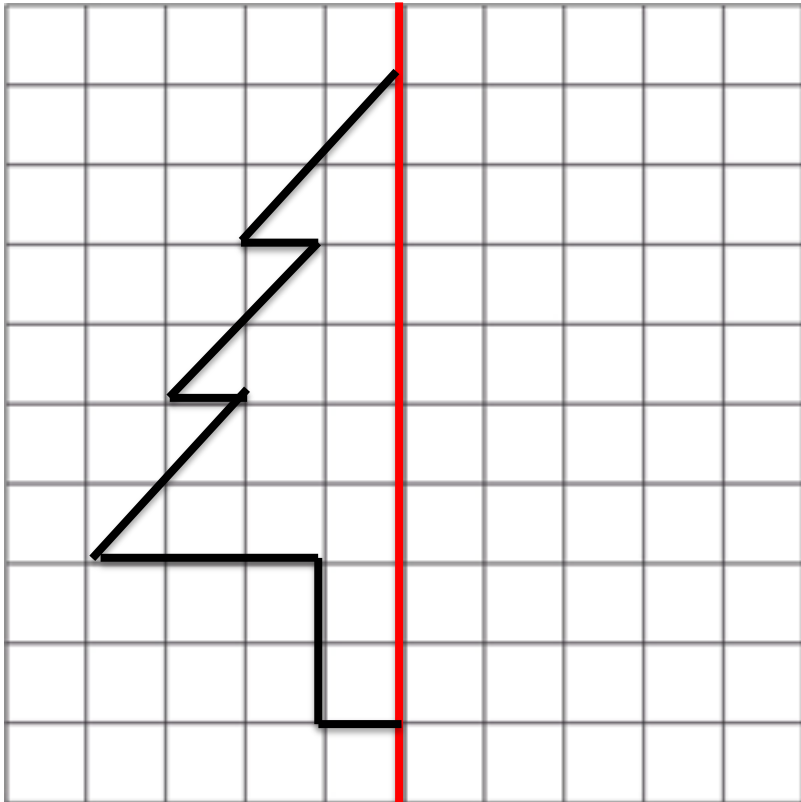




# BARCO

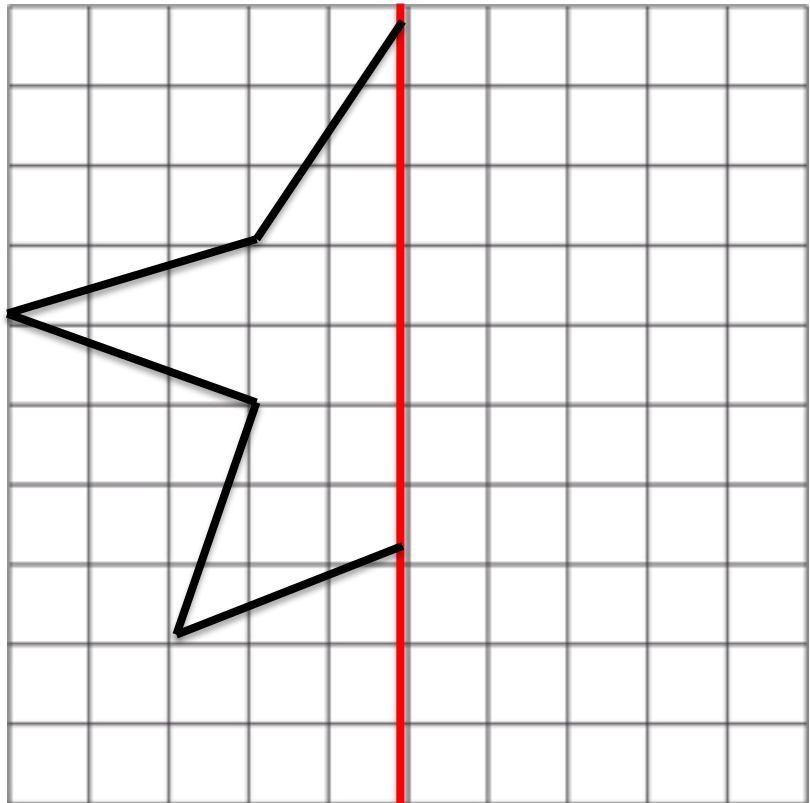


# ÁRBOL

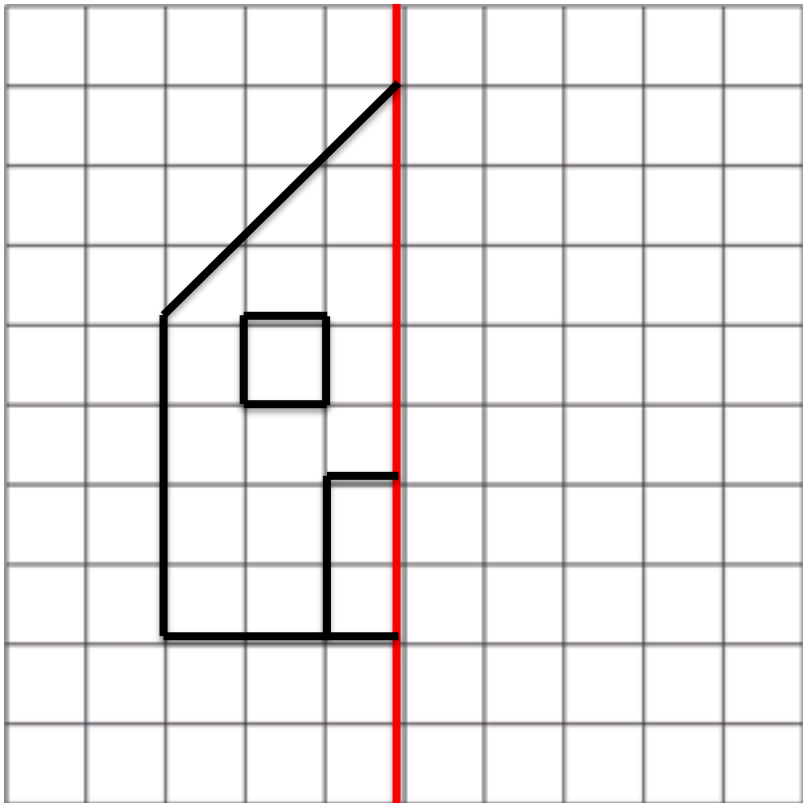




# ESTRELLA




# CASA





# TIPOS DE LÍNEAS

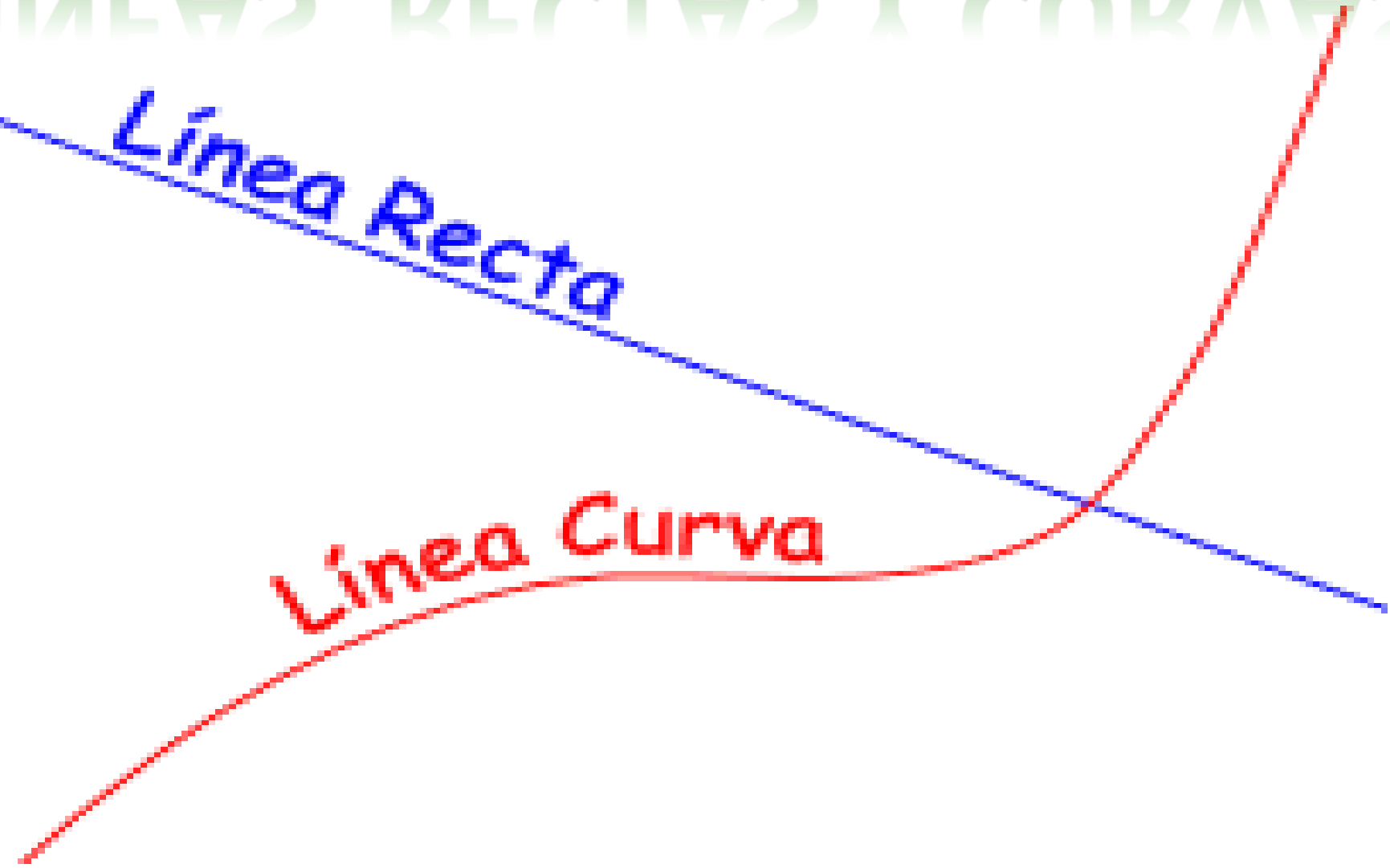


# LÍNEAS RECTAS Y CURVAS

Línea Recta



Línea Curva





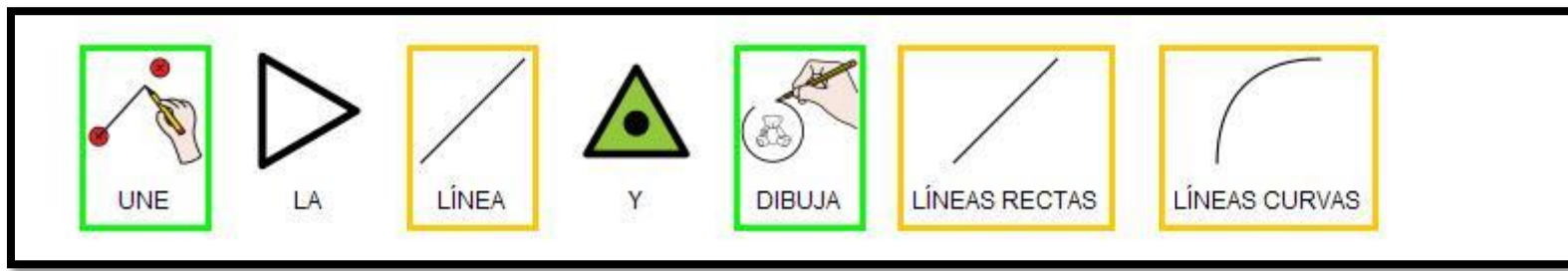
# LÍNEA RECTA

# LINEA CURVA


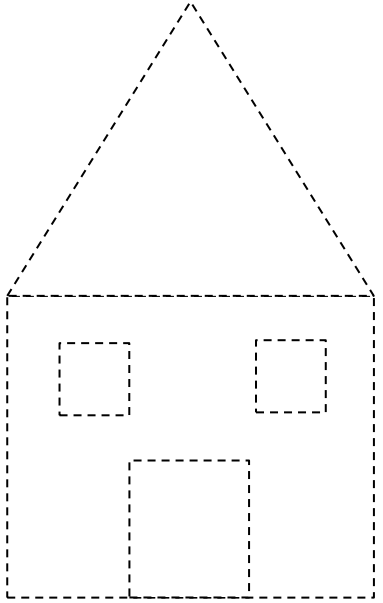
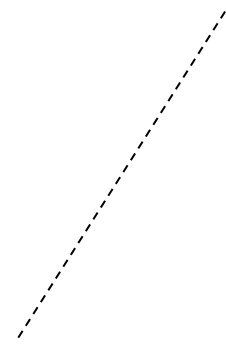
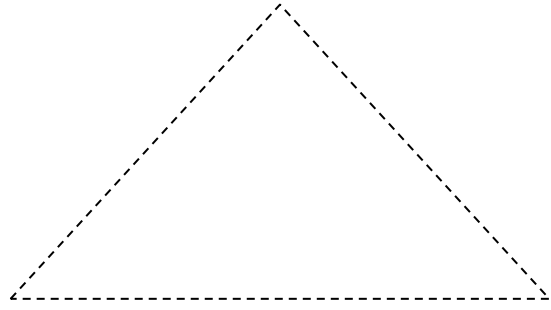
Blank area for drawing or writing related to the 'LÍNEA RECTA' section.

Blank area for drawing or writing related to the 'LINEA CURVA' section.

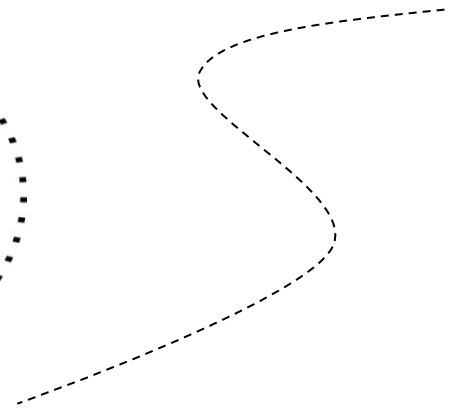
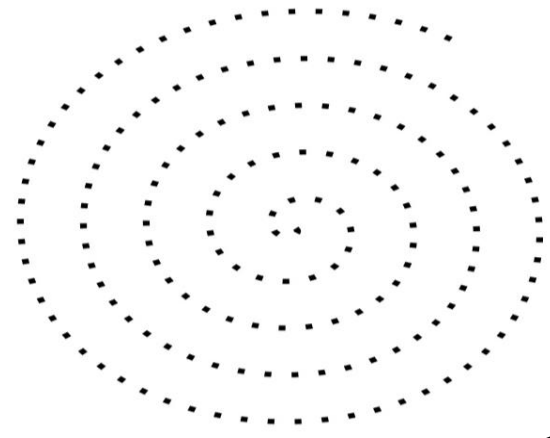







### RECTAS




### CURVAS



# LÍNEA ABIERTA Y CERRADA



**LINEA ABIERTA**




**LINEA CERRADA**






# LÍNEA ABIERTA



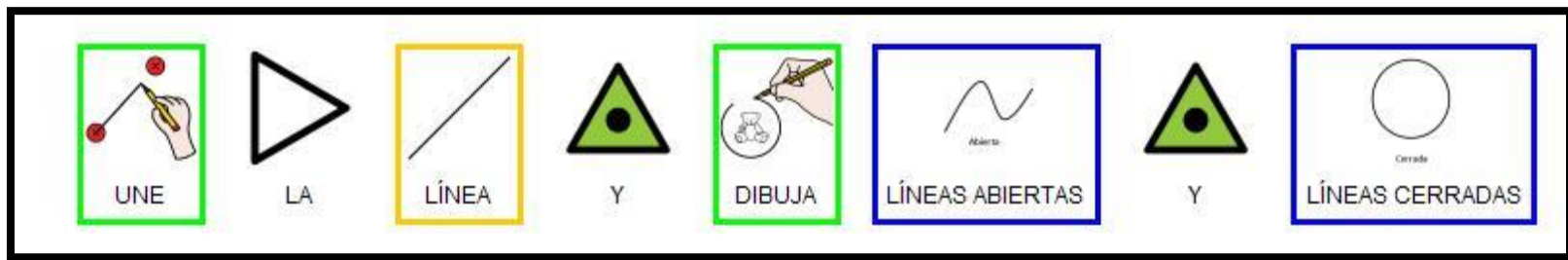
# LINEA CERRADA



Blank area for drawing or writing related to the 'LÍNEA ABIERTA' section.

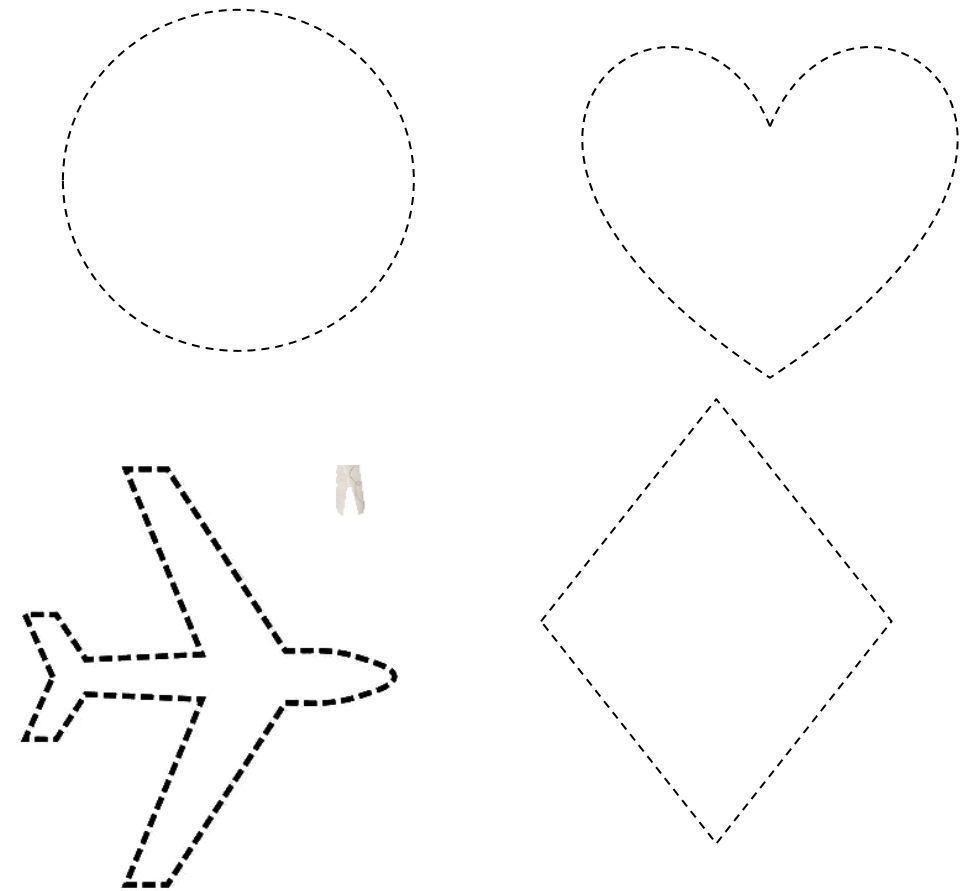

Blank area for drawing or writing related to the 'LINEA CERRADA' section.








**ABIERTA**

**CERRADA**

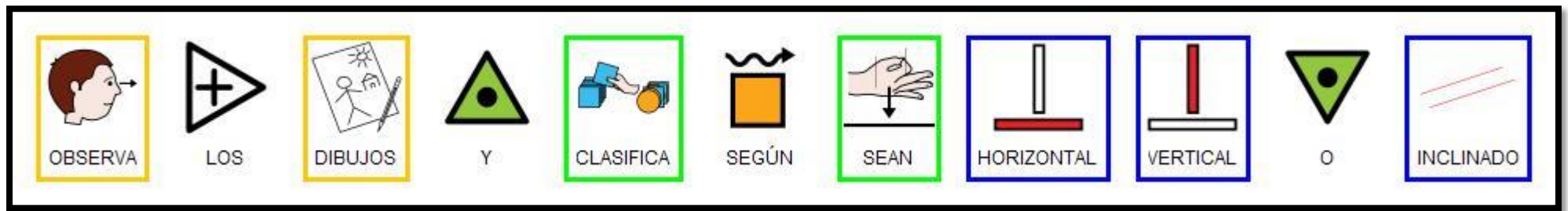


# HORIZONTAL, VERTICAL, INCLINADO

		
<b>HORIZONTAL</b>	<b>VERTICAL</b>	<b>INCLINADO</b>










HORIZONTAL	VERTICAL	INCLINADO

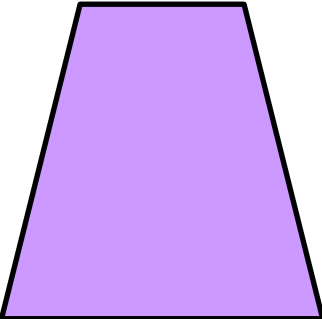

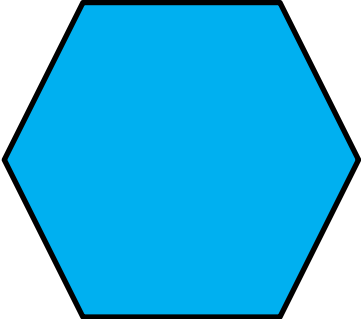




			
<b>LÍNEAS HORIZONTALES</b>			
<b>LÍNEAS VERTICALES</b>			
<b>LÍNEAS INCLINADAS</b>			








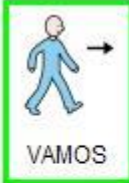

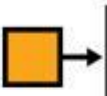



			
<b>LÍNEAS HORIZONTALES</b>			
<b>LÍNEAS VERTICALES</b>			
<b>LÍNEAS INCLINADAS</b>			



# LOS NÚMEROS HASTA EL

# 100





 HAY	 MUCHOS	 NÚMEROS	 PERO	 AHORA	 VAMOS	<b>a</b> A	 APRENDER	 HASTA
 EL	<b>1</b> NÚMERO	<b>100</b> 100.						



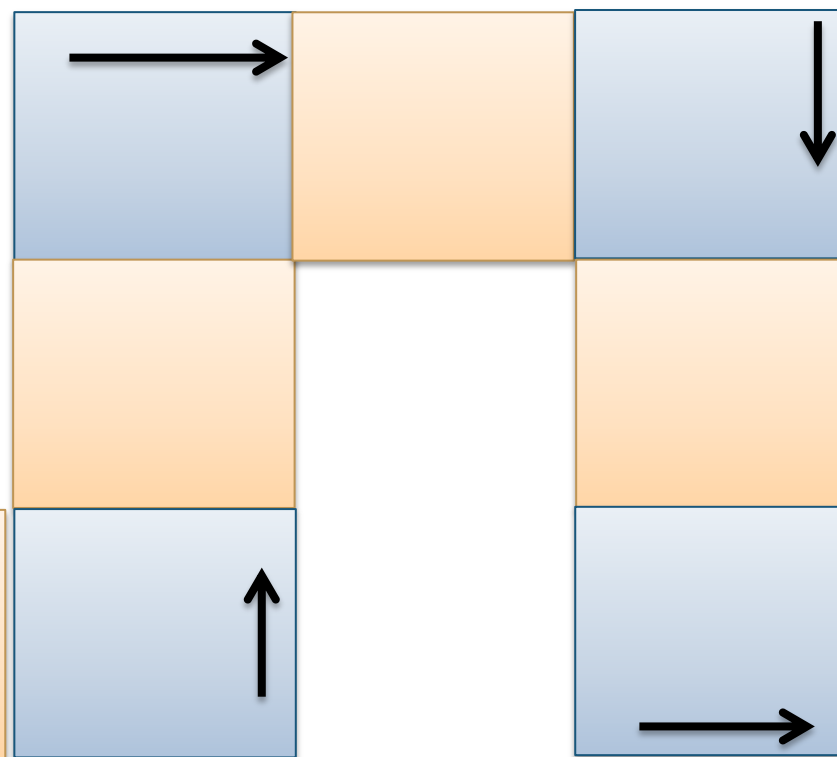
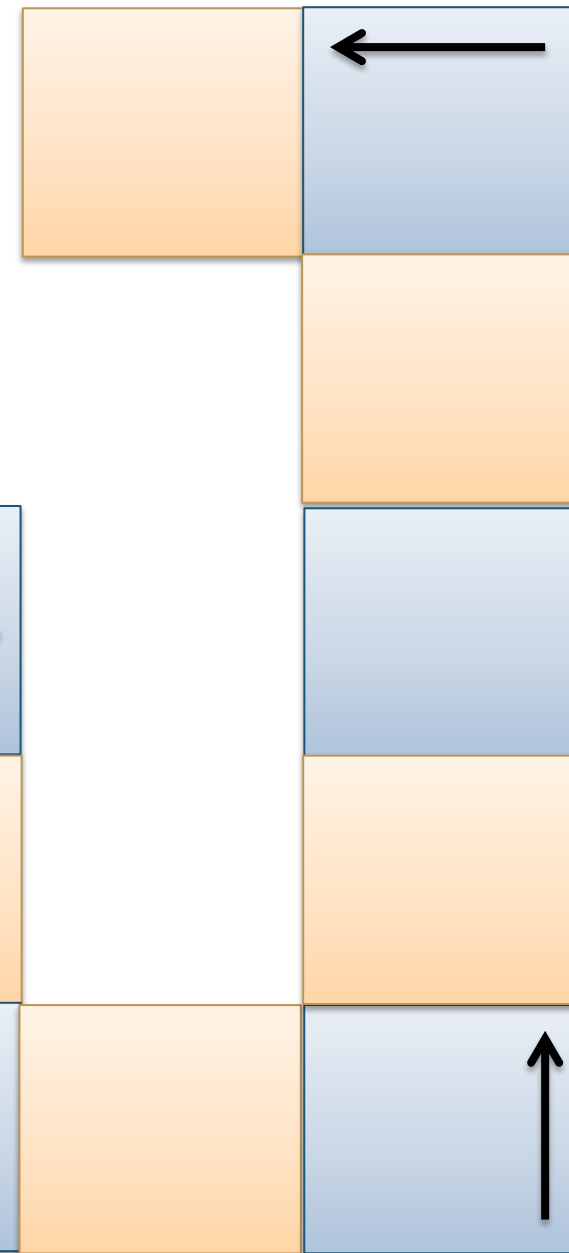


1	2	3	4	5	6	7	8	9	10
11	12	13	14	15	16	17	18	19	20
21	22	23	24	25	26	27	28	29	30
31	32	33	34	35	36	37	38	39	40
41	42	43	44	45	46	47	48	49	50
51	52	53	54	55	56	57	58	59	60
61	62	63	64	65	66	67	68	69	70
71	72	73	74	75	76	77	78	79	80
81	82	83	84	85	86	87	88	89	90
91	92	93	94	95	96	97	98	99	100





 ORDENA	 LOS	 SIGUIENTE	 NÚMEROS
--	---	---	---





1	2		4	5	6	7		9	10
11	12	13		15	16	17	18	19	20
21		23	24		26	27	28	29	
	32	33	34	35	36			39	40
41	42		44	45		47	48		50

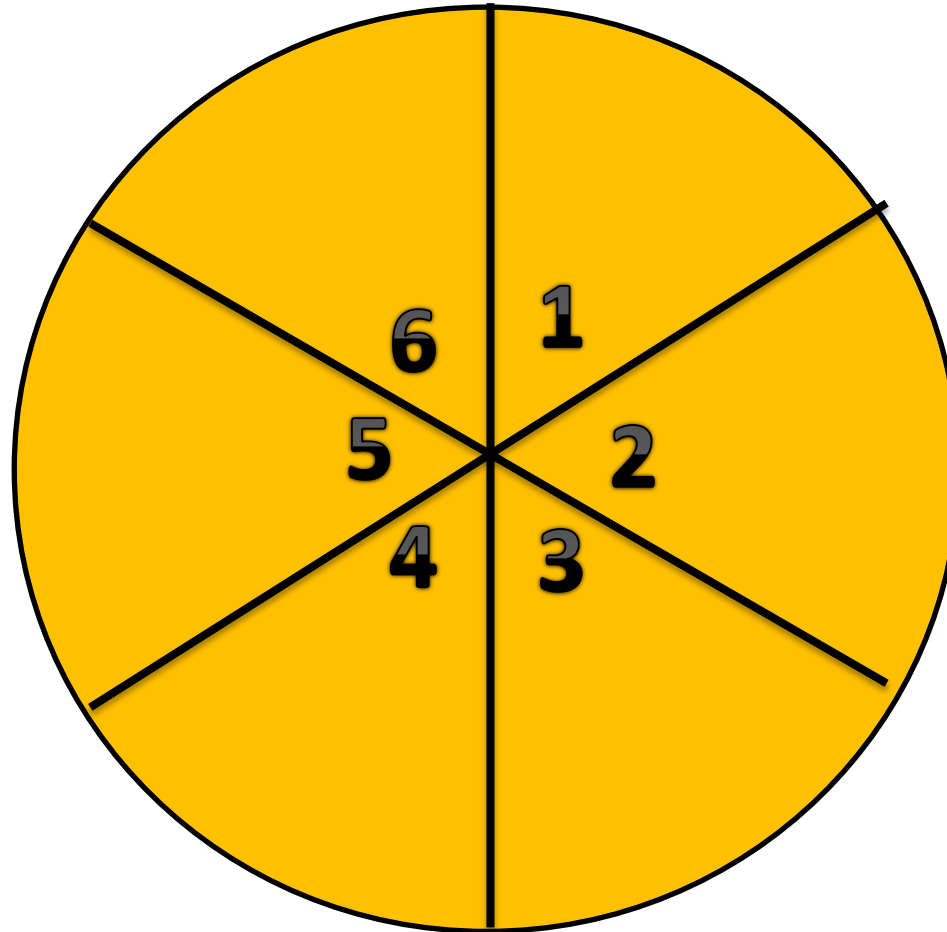
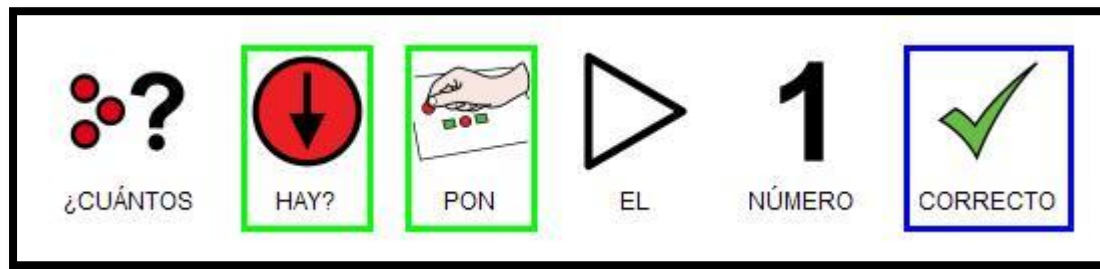




51		53	54	55		57	58	59	60
61		63	64		66	67	68	89	
71	72		74	75	76		78	79	80
81	82	83		85	86	87		89	90
	92	93	94	95		97	98	99	









# MAYOR, MENOR, IGUAL QUE...

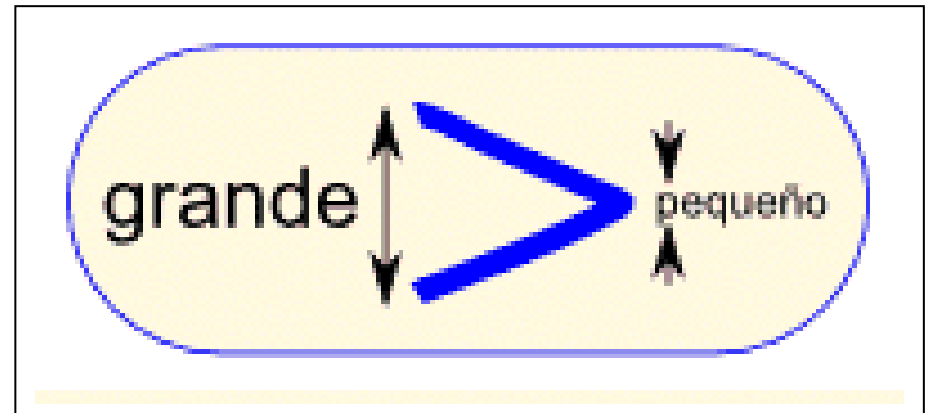
**MAYOR** QUE



**MENOR** QUE








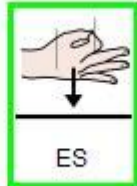

**IGUAL** QUE


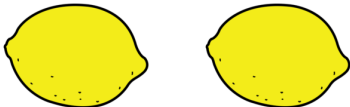







	SIGNIFICA					
MAYOR QUE	SIGNIFICA	QUE	HAY	O	ES	MÁS

2		1


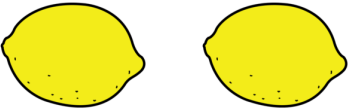

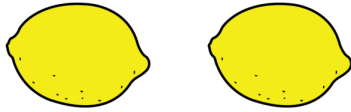





	SIGNIFICA						
MENOR QUE	SIGNIFICA	QUE	HAY	MENOS	O	ES	MENOS

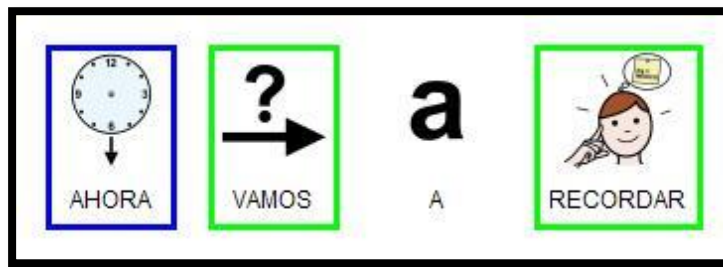
1		2
		
		



		SIGNIFICA			2		
IGUAL	QUE	SIGNIFICA	QUE	LOS	DOS	SON	IGUALES

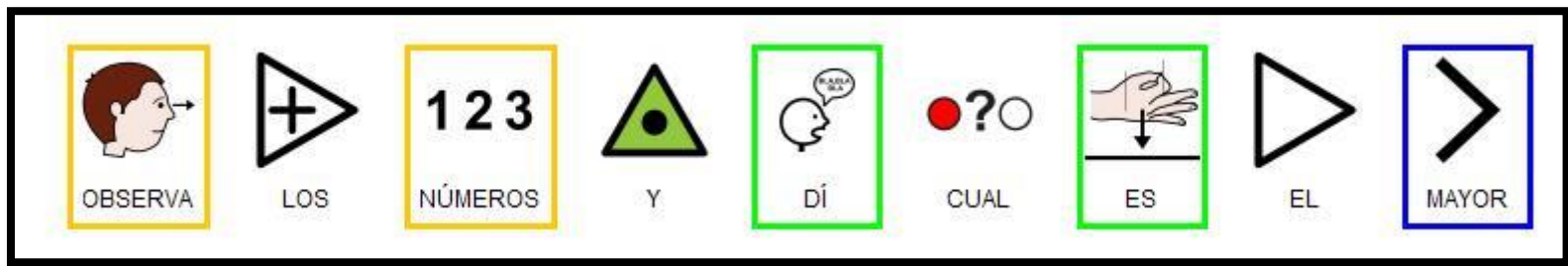
1		1
		
		



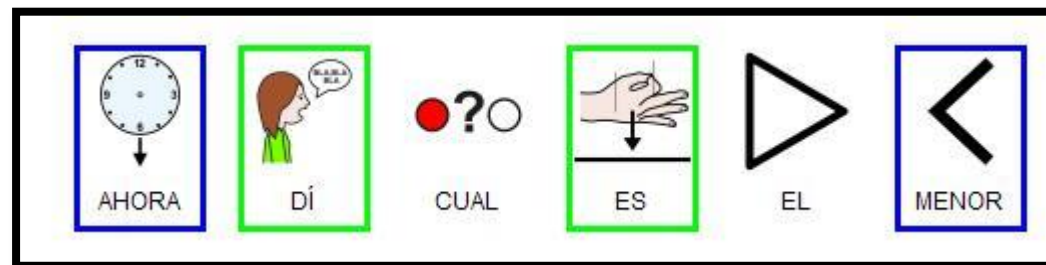


MAYOR QUE	MENOR QUE	IGUAL QUE
$3 > 2$	$2 < 3$	$3 = 3$





1 - 4





0 - 3 - 1 - 4











2 - 5 - 1 - 3













2		2
10		5
5		10
0		1



 COLOCA	 EN	 EL	 LUGAR	 CORRECTO
--	---	--	---	--



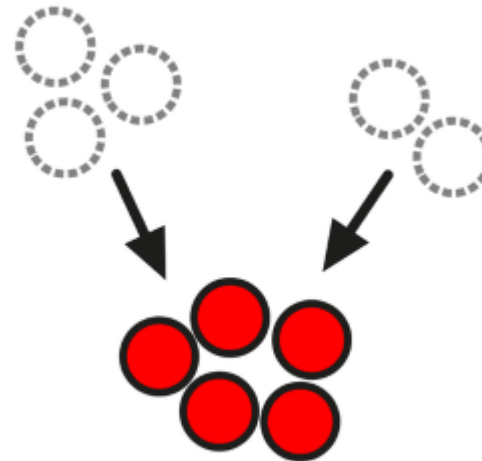





# INTRODUCCIÓN A



## LA SUMA


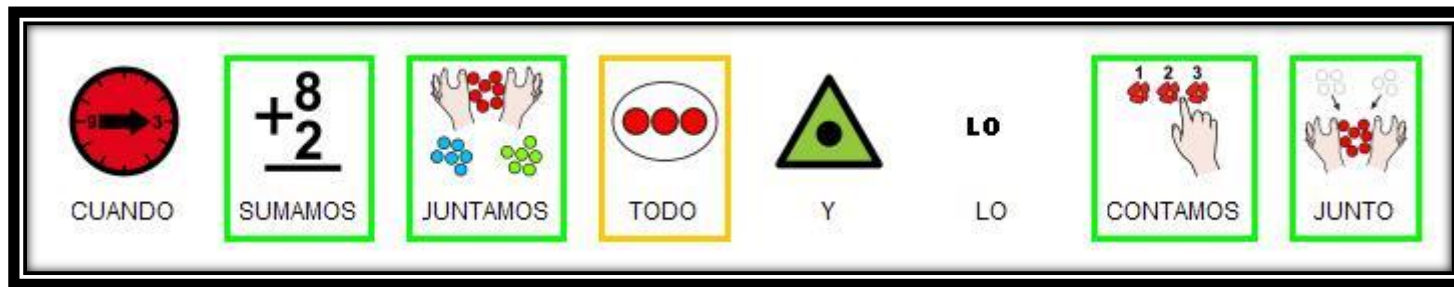
$$\begin{array}{r} + 8 \\ + 2 \\ \hline \end{array}$$





# AÑADIR / PONER

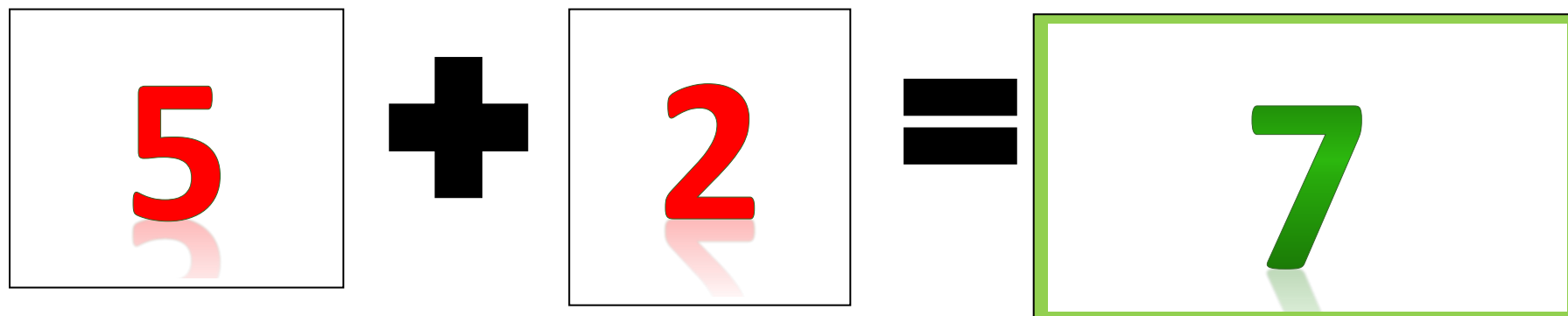
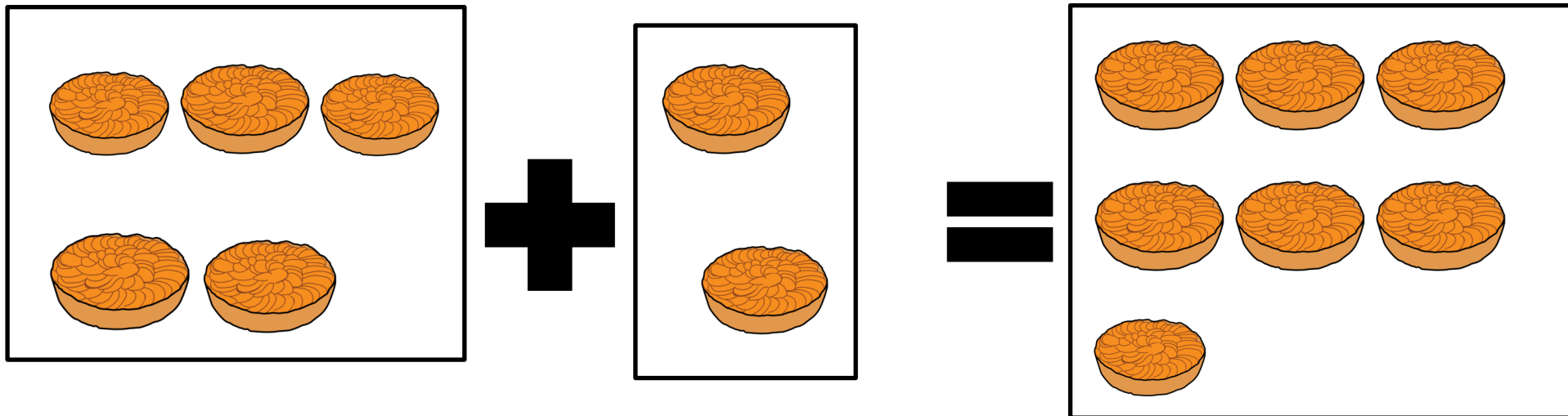




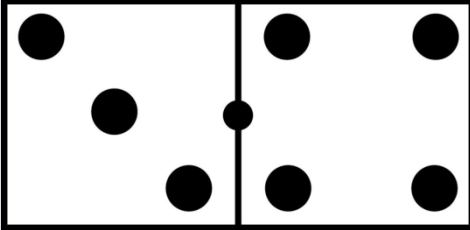



$$2 + 1 = 3$$








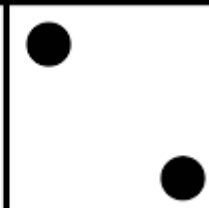


								TOTAL?
CUENTA	LOS	PUNTOS	Y	JÚNTALOS:	¿CUÁNTOS	HAY	EN	TOTAL?

				
3	+	4	=	
				
5	+	5	=	





								TOTAL?
CUENTA	LOS	PUNTOS	Y	JÚNTALOS:	¿CUÁNTOS	HAY	EN	TOTAL?

				
6	+	0	=	
				
6	+	2	=	













								TOTAL?
CUENTA	LOS	PUNTOS	Y	JÚNTALOS:	¿CUÁNTOS	HAY	EN	TOTAL?

				
6	+	5	=	
				
8	+	4	=	



 CUENTA	 LOS	 OBJETOS	 Y	 JÚNTALOS:	 ¿CUÁNTOS	 HAY	 EN	TOTAL? TOTAL?
--	---	---	--	---	--	---	--	------------------

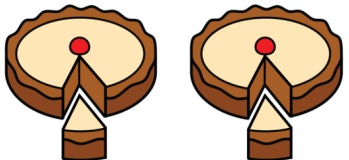


				
3	+	2	=	
				
6	+	3	=	



 EL	 COCINERO	 HORNEÓ	2	 PASTELES	 DE	 CHOCOLATE.	 DESPUÉS	 VOLVIÓ	a A
 HORNEAR	3	 PASTELES	 DE	 FRUTAS.	 ¿CUÁNTOS	 PASTELES	 HORNEÓ	 EN	 TOTAL?


# PASTELERO / COCINERO




				
2	+	3	=	
PASTELES DE CHOCOLATE		PASTELES DE FRUTA		TOTAL PASTELES




 OBSERVA	 Y	 CUENTA	 LAS	 COSAS:	 PON	 CUÁNTOS	 SUMAN
---	---	--	---	--	---	--	---



<b>4</b>

+



<b>2</b>

=





<b>5</b>


+


<b>5</b>


=








<b>3</b>

**+**



<b>2</b>

**=**





<b>4</b>

**+**



<b>1</b>

**=**







 OBSERVA	 Y	 CUENTA	 LAS	 COSAS:	 PON	 CUÁNTOS	 SUMAN
---	---	--	---	--	---	---	---



<b>8</b>

+



<b>0</b>

=





<b>3</b>

+


<b>3</b>

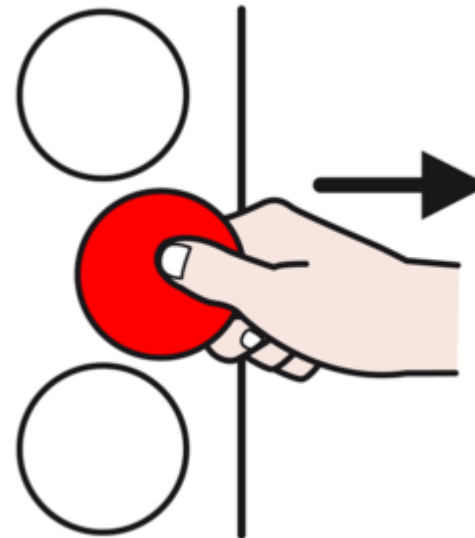
=

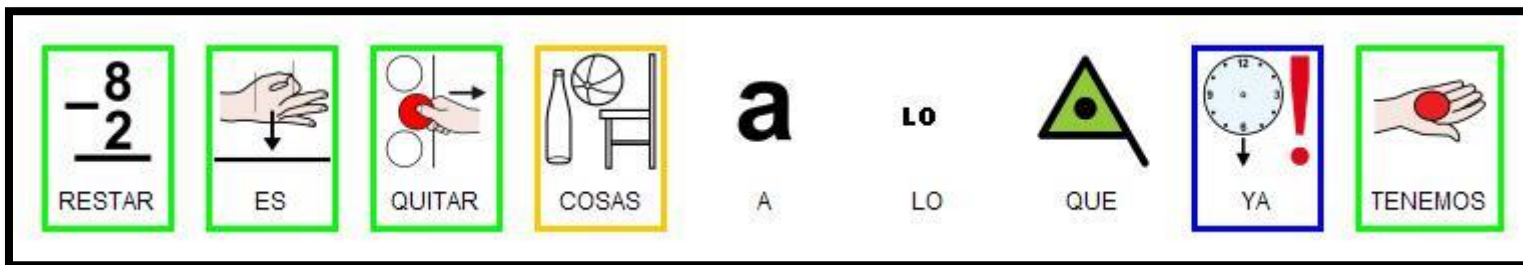


# INTRODUCCIÓN A

## LA RESTA


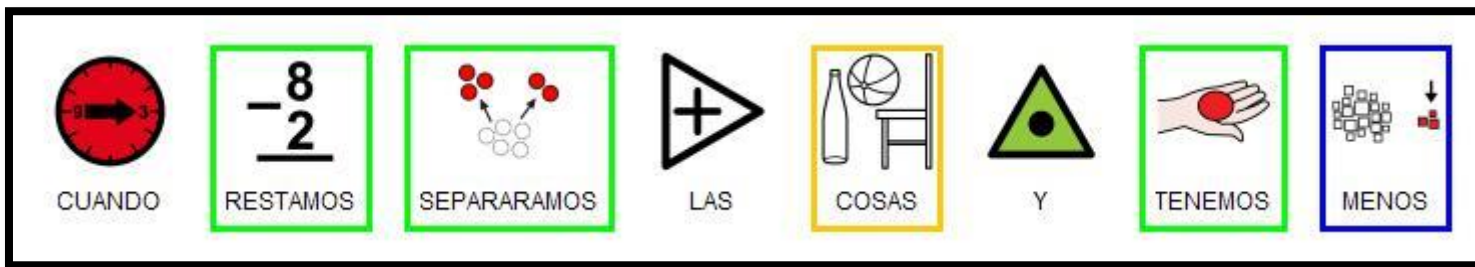
$$\begin{array}{r} -8 \\ 2 \\ \hline \end{array}$$





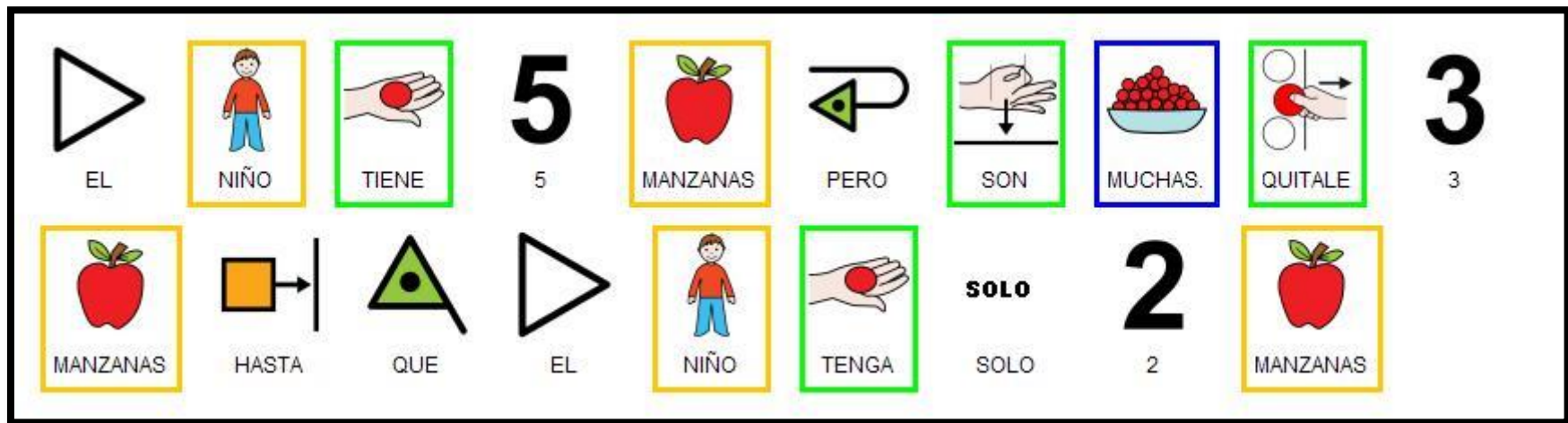
QUITAR



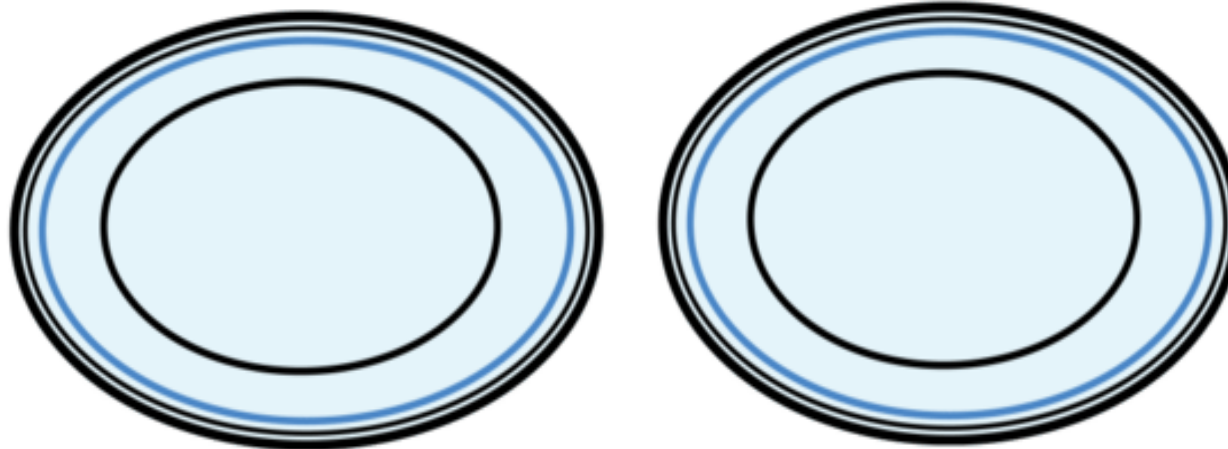


$$3 - 1 = 2$$



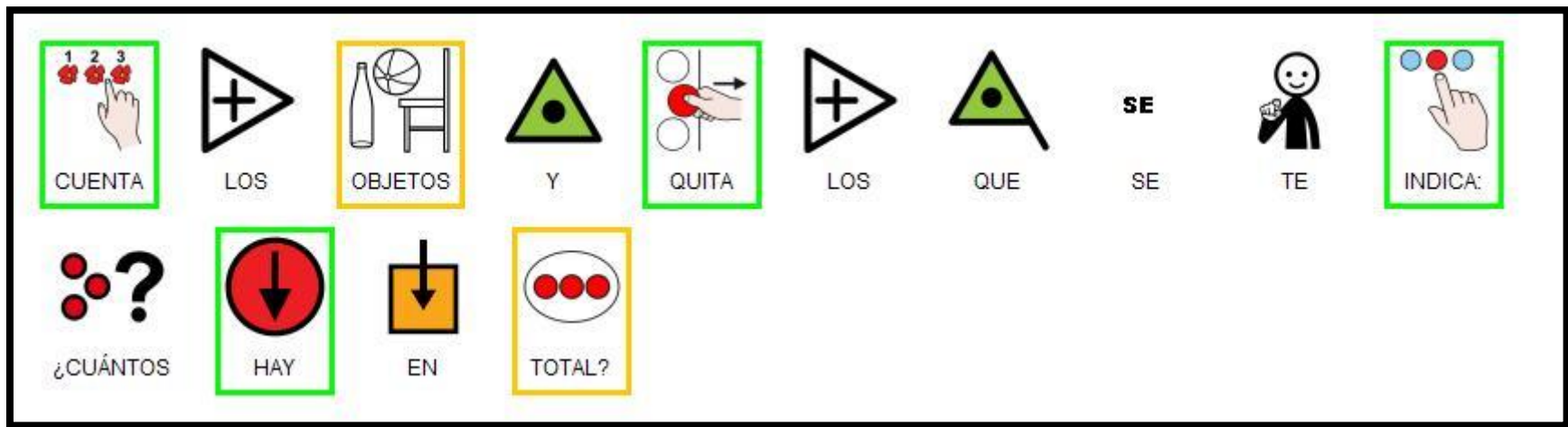




NOTA: COLOCA 5 PUNTOS DE VELCRO EN EL PLATO DEL NIÑO Y TRES EN EL DE LA NIÑA. PEGA 5 FOTOS DE manzanas EN EL PLATO DEL NIÑO PARA HACER EL EJERCICIO



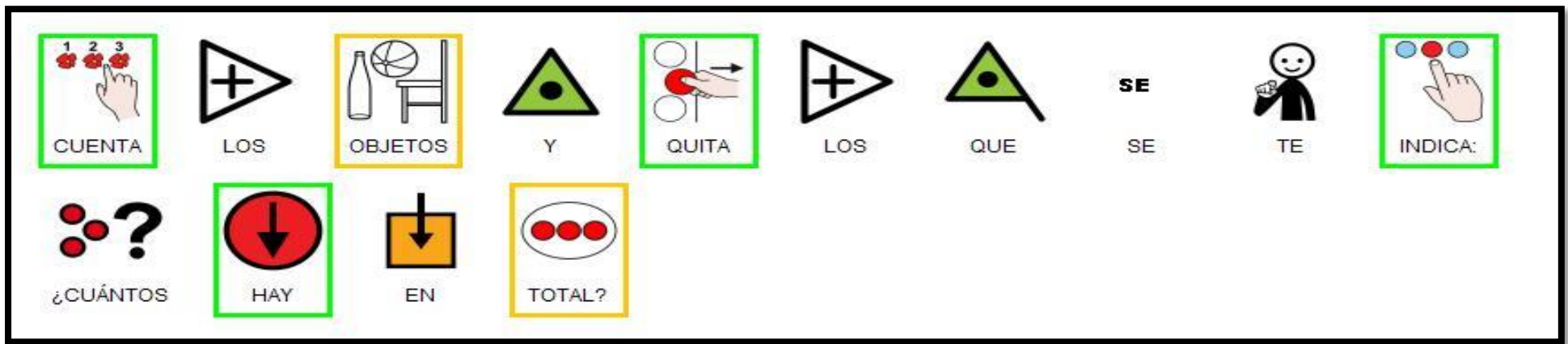
$$5 - 3 = 2$$

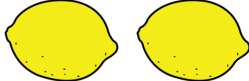








 <div style="font-size: 2em; font-weight: bold; margin-top: 10px;">3</div>	-	 <div style="font-size: 2em; font-weight: bold; margin-top: 10px;">1</div>	=	<div style="background-color: #90EE90; width: 100%; height: 100%;"></div>
--	---	--	---	---






 <div style="border: 1px solid black; width: 100%; height: 100%; display: flex; align-items: center; justify-content: center;"> <span style="font-size: 2em; font-weight: bold;">2</span> </div>	-	 <div style="border: 1px solid black; width: 100%; height: 100%; display: flex; align-items: center; justify-content: center;"> <span style="font-size: 2em; font-weight: bold;">1</span> </div>	=	
 <div style="border: 1px solid black; width: 100%; height: 100%; display: flex; align-items: center; justify-content: center;"> <span style="font-size: 2em; font-weight: bold;">4</span> </div>	-	 <div style="border: 1px solid black; width: 100%; height: 100%; display: flex; align-items: center; justify-content: center;"> <span style="font-size: 2em; font-weight: bold;">1</span> </div>	=	





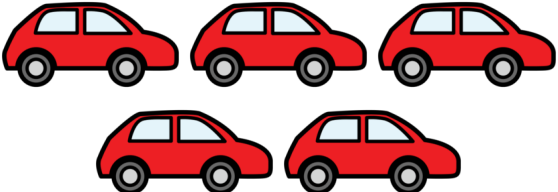

5

-



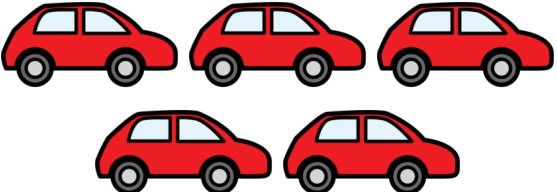
3

=




5

-



5

=








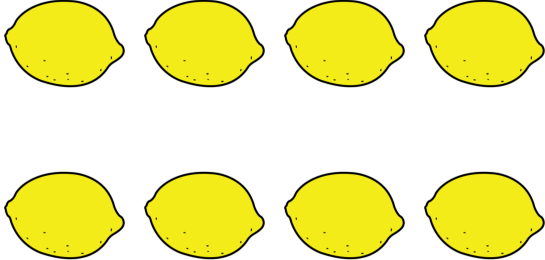


# RECORTABLES PARA CADA EJERCICIO

## EJERCICIO PAG. 3 A 6:

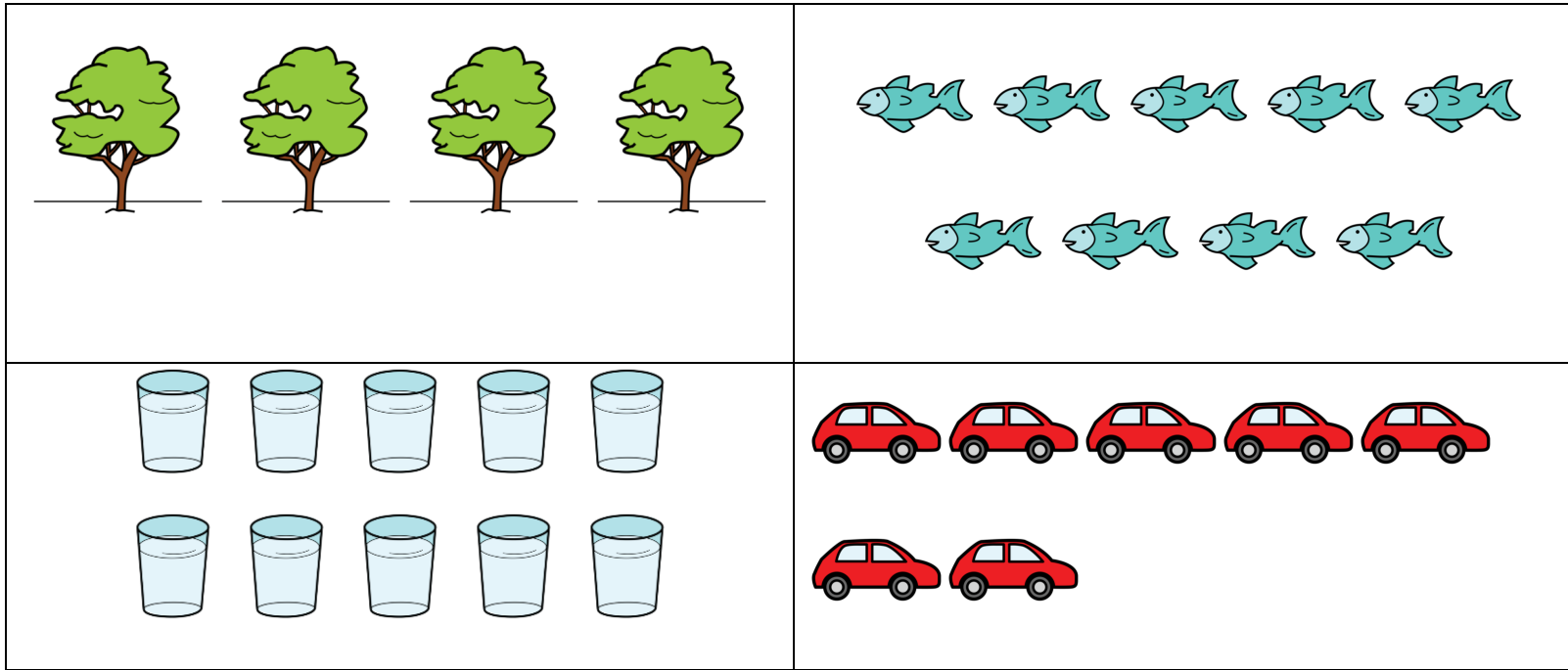
<b>1</b>	<b>2</b>	<b>3</b>	<b>4</b>	<b>5</b>
<b>6</b>	<b>7</b>	<b>8</b>	<b>9</b>	<b>10</b>



# EJERCICIO PAG. 7 A 10:

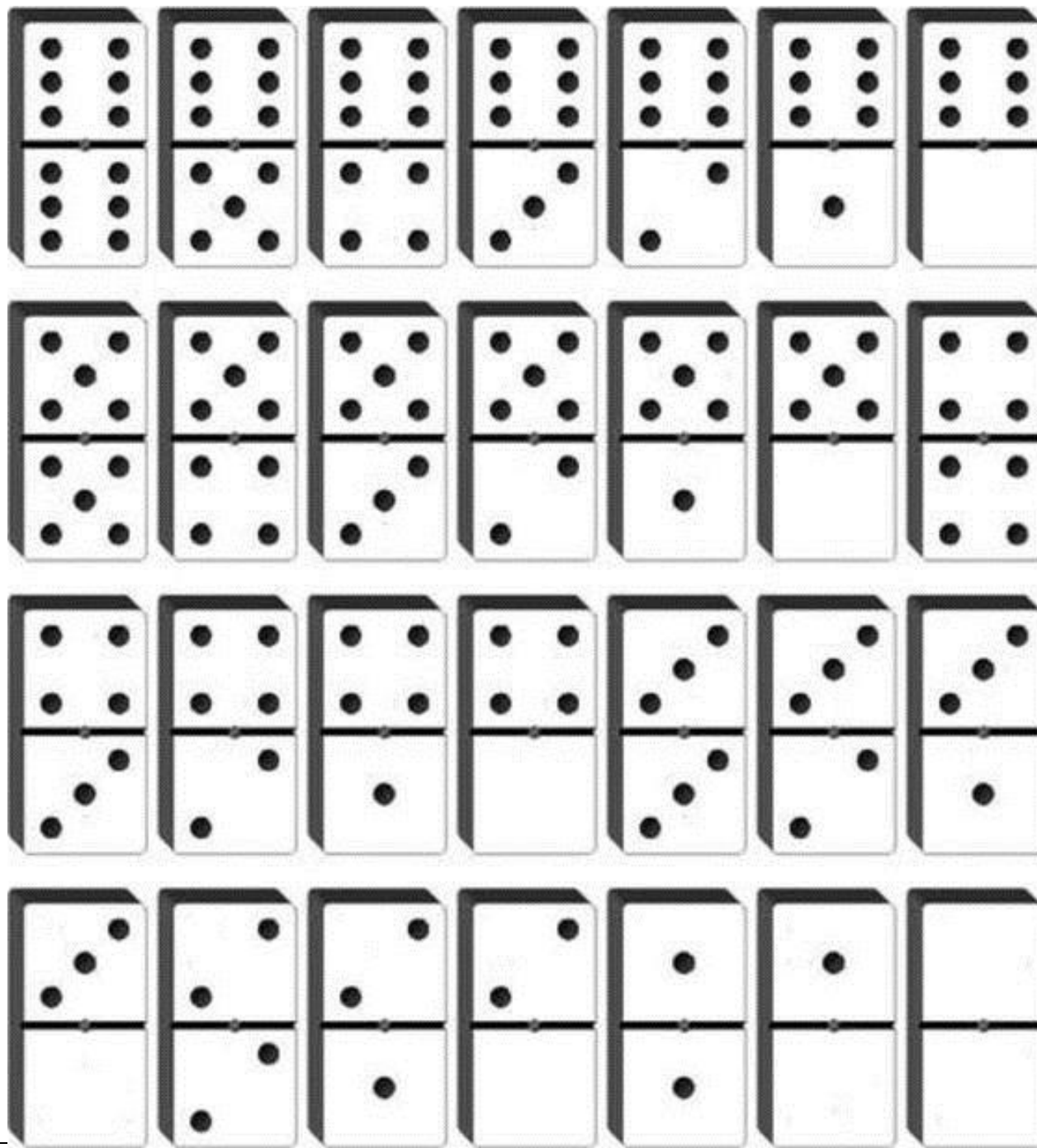
	
	
	





## EJERCICIO PAG. 18 A 21: FICHAS DOMINÓ, coger solo las necesarias


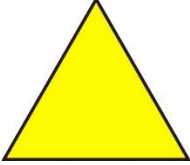


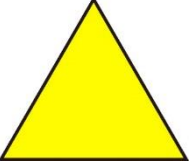













**EJERCICIO PAG. 18**  
**A 21: FICHAS**  
**DOMINÓ, coger**  
**solo las**  
**necesarias**




# EJERCICIO PAG. 22 A 23: coger solo las necesarias

									
1	2	3	1	2					
									




# EJERCICIO PAG. 22 A 23: coger solo las necesarias







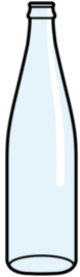



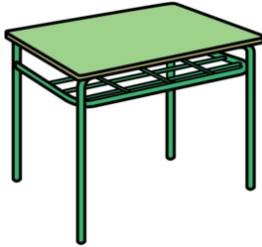



## EJERCICIO PAG. 24

3	5	2	2
---	---	---	---

## EJERCICIO PAG. 25 A 28











## EJERCICIO PAG. 31





## EJERCICIO PAG. 32 A 33

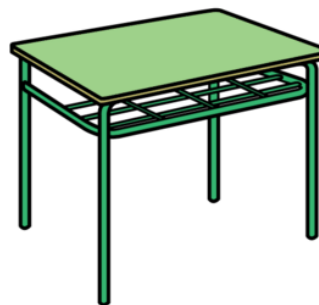
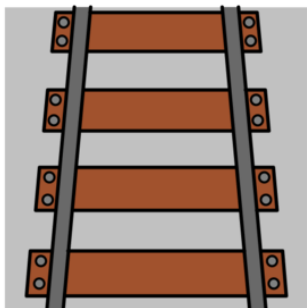




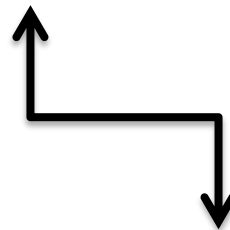
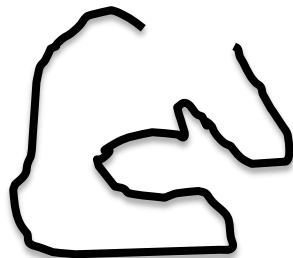


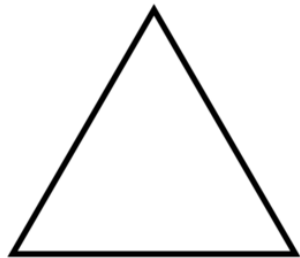

# EJERCICIO PAG. 36 A 37



# EJERCICIO PAG. 43



# EJERCICIO PAG. 46 Y 48



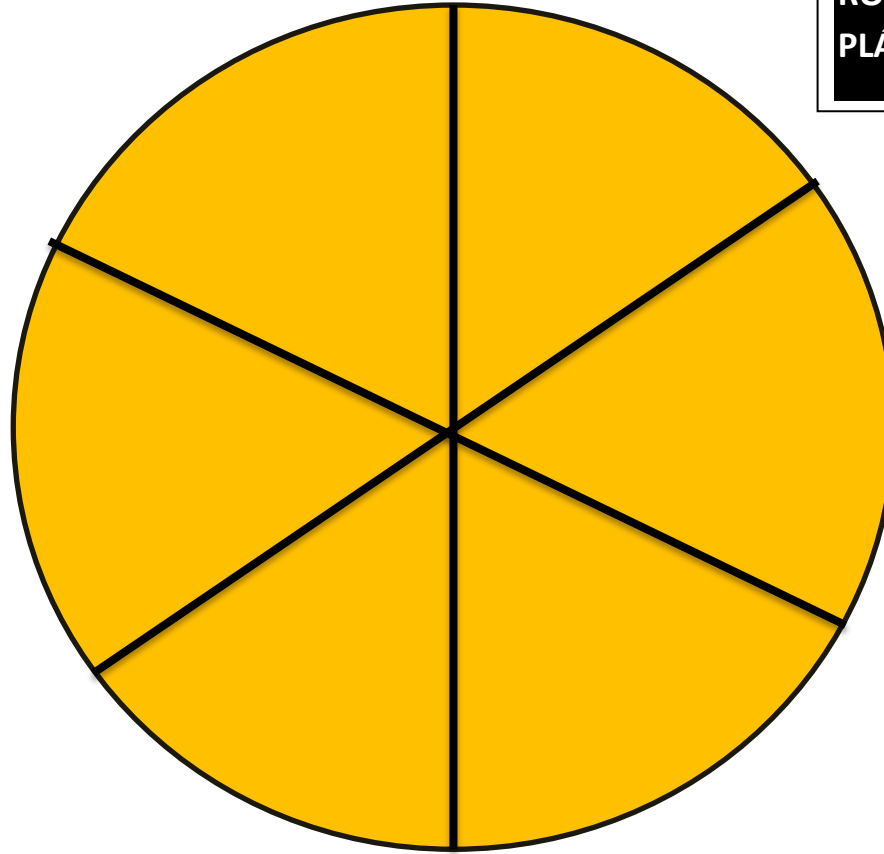
## EJERCICIO PAG. 55 Y 66

<b>3</b>	<b>8</b>	<b>14</b>	<b>22</b>	<b>25</b>	<b>30</b>	<b>31</b>	<b>37</b>	<b>38</b>	
<b>43</b>	<b>46</b>	<b>49</b>	<b>52</b>	<b>62</b>	<b>65</b>	<b>73</b>	<b>77</b>	<b>84</b>	<b>90</b>
<b>88</b>	<b>91</b>	<b>96</b>							<b>100</b>



## EJERCICIO PAG. 57

DIBUJAR A MANO DE 1 A 6 PUNTOS  
NEGROS GORDOS EN CADA TROZO DE  
PIZZA. SI YA LO HAS PLASTIFICADO Y LEES  
ESTO AHORA PUEDES HACERLO CON UN  
ROTULADOR PERMANENTE ENCIMA DEL  
PLÁSTICO



## EJERCICIO PAG. 63

<b>1</b>	<b>4</b>
----------	----------

## EJERCICIO PAG. 64 Y 65

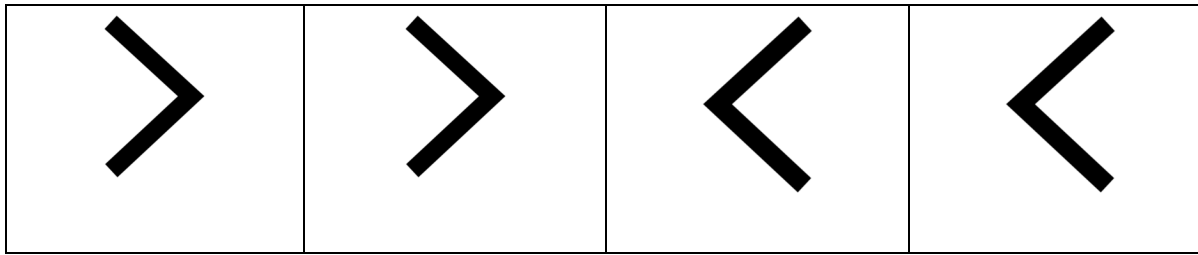
<b>0</b>	<b>3</b>	<b>1</b>	<b>4</b>
----------	----------	----------	----------

<b>2</b>	<b>5</b>	<b>1</b>	<b>3</b>
----------	----------	----------	----------

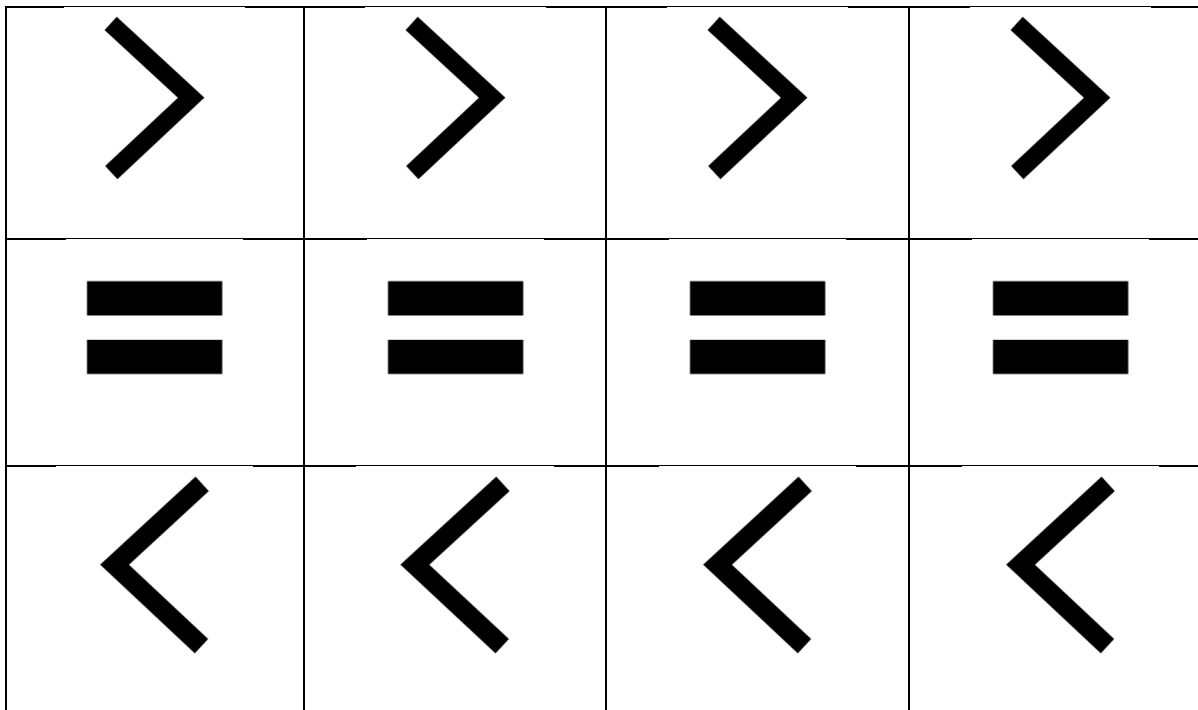




## EJERCICIO PAG. 66



## EJERCICIO PAG. 67 A 69



## EJERCICIO PAG. 74 A 76

<b>7</b>	<b>10</b>	<b>11</b>	<b>6</b>
<b>8</b>	<b>12</b>		

## EJERCICIO PAG. 77

<b>5</b>	<b>9</b>		
----------	----------	--	--



## EJERCICIO PAG. 78

5			
---	--	--	--

## EJERCICIO PAG. 79 A 81

6	10	5	5
8	6		

## EJERCICIO PAG. 85



## EJERCICIO PAG. 86 A 88

<b>2</b>	<b>1</b>	<b>3</b>	<b>2</b>
<b>0</b>			



# CONSEJOS

- 1. PLASTIFICAR TODAS LAS HOJAS Y ENCUADERNAR CON ANILLAS METÁLICAS GRANDES, DE ESTA MANERA PODEMOS SACAR LAS HOJAS PARA HACERLAS COMO FICHAS Y PODEMOS IR INCORPORANDO MÁS EJERCICIOS.**
- 2. HAY EJERCICIOS EN LOS QUE USAMOS ROTULADORES TIPO VILEDA (DE LOS QUE SE BORRAN CON LA MANO). EN CASO DE QUE EL PLÁSTICO QUEDE SUCIO SE LIMPIA CON UN ALGODÓN Y UN POCO DE ACETONA.**
- 3. EL RESTO DE EJERCICIO ES PARA SU USO CON VELCRO EL CUAL DEBERÁ PEGARSE EN LA PARTE DE DETRÁS DE LA HOJA PLASTIFICADA ANTERIOR**



# ÍNDICE

---

LOS NÚMEROS: PARA QUE SIRVEN.....	PAG. 2
ENTERO, MITAD Y DOBLE.....	PAG. 25
SIMETRICO Y ASIMÉTRICO.....	PAG. 34
TIPOS DE LÍNEAS.....	PAG. 41
• RECTAS Y CURVAS	
• ABIERTA Y CERRADA	
• HORIZONTAL, VERTICAL E INCLINADA	
NÚMEROS HASTA EL 100.....	PAG. 52
MAYOR, MENOR E IGUAL QUE.....	PAG. 58
INTRODUCCIÓN A LA SUMA.....	PAG. 70
INTRODUCCIÓN A LA RESTA.....	PAG. 82



## EJERCICIO PAG. 54

