








1 POCOS.

❖ Mira estos dos vasos y di cuál tiene pocos caramelos:

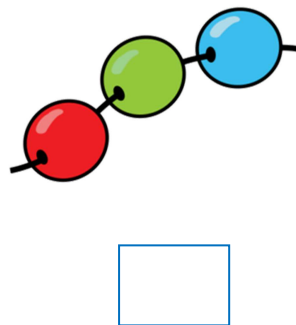
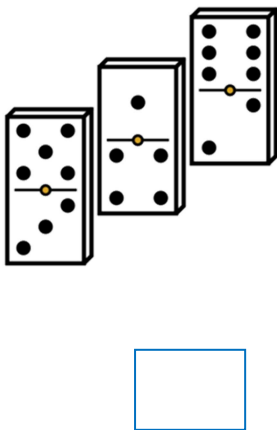
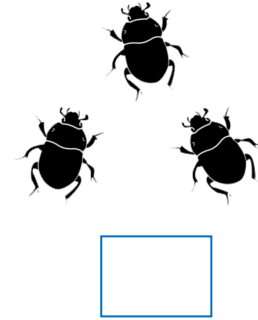




❖ ¿Dónde hay pocos bombones? ¿Y pocos pájaros? Rodéalos:



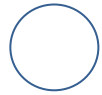



2 NUMERACIÓN INTUITIVA.

❖ Sin contar con los dedos, responde. ¿Cuántos hay?





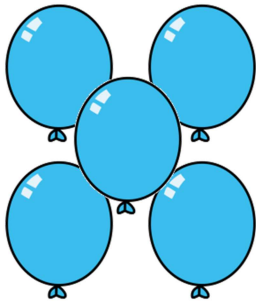
3 NUMERACIÓN FORMAL.

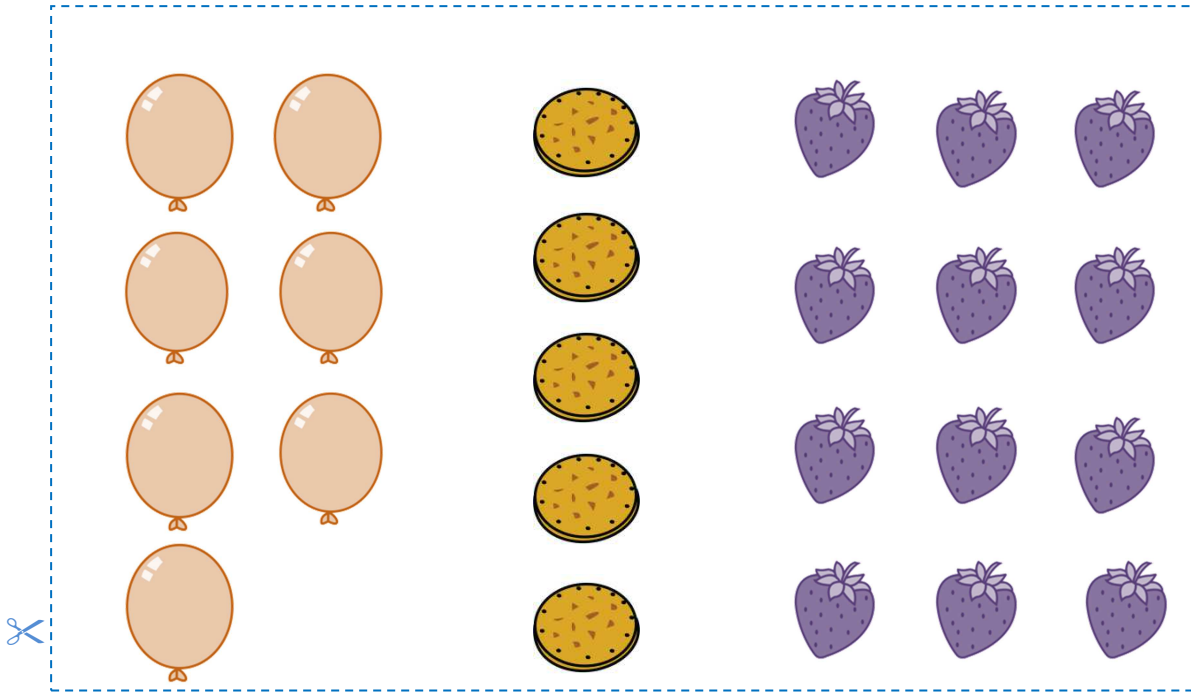
❖ ¿Cuántas patas tienen?



4 NUMERACIÓN FORMAL - No Verbal.

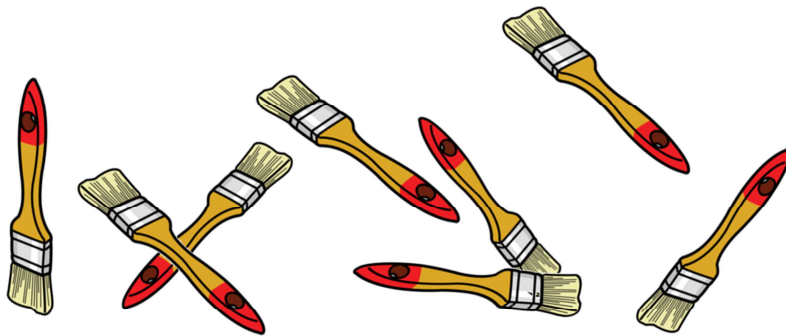
❖ Recorta y pega al lado tantos como ves:



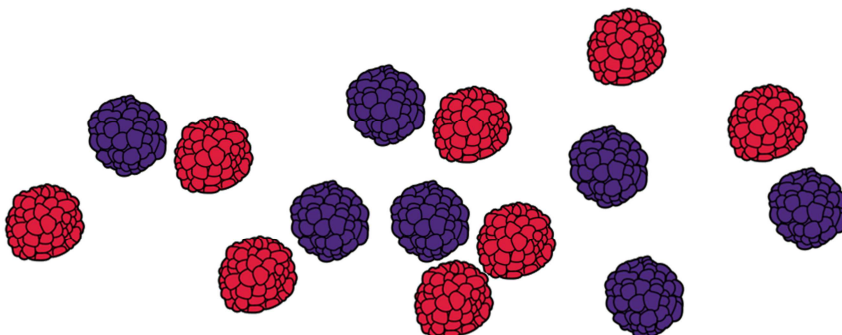


5 ENUMERACIÓN Y CARDINALIDAD.

❖ Cuenta y di cuántos hay:



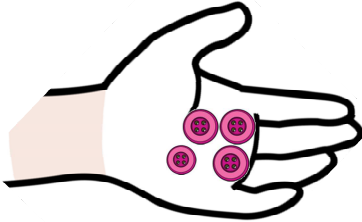
Hay




Hay

6 SUMA Y RESTA NO VERBAL DE OBJETOS (Informal).

❖ ¡Mira cuántos tengo!




... Si me dan ésta más...




¿Los recuerdas?




¿CUÁNTAS TENGO AHORA?



❖ ¡Mira cuántos tengo!




... Si me dan ésta más...



¿Los recuerdas?








¿CUÁNTAS TENGO AHORA?


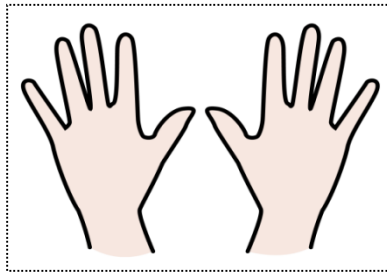
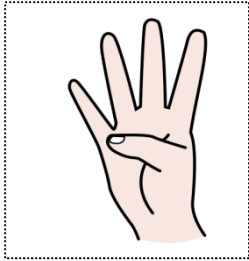





7 REPRESENTACIÓN Manual DE CANTIDADES. ✂

(Dedos y recortables)

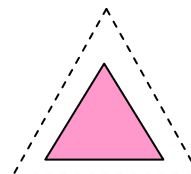
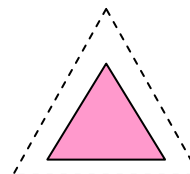
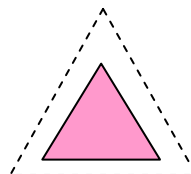
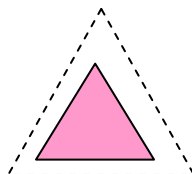
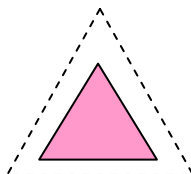
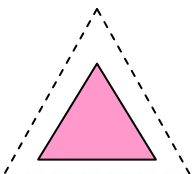
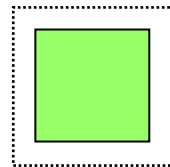
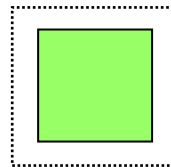
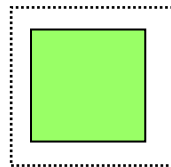
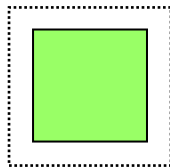




ANEXO: ✂




(NOTA AaH: Fichas recortable para actividad 9)

ANEXO ✂





8 CONSTANCIA NUMÉRICA.



❖ En el saco ¿hay más fruta, menos fruta o igual?



❖ En la derecha ¿hay más, menos o igual?



❖ En la izquierda ¿hay más, menos o igual?



9 FORMACIÓN DE CONJUNTOS.

(Hasta 5. Informal)

Nota AaH: Solo lectura del enunciado. No ayudar al recuento ni repaso de las unidades a pegar-recortar.

❖ Dibuja 3 círculos



❖ Pega 4 gomets



❖ Recorta y pega 5 cuadrados: ✂



❖ Recorta y pega 4 triángulos: ✂



10 SIGUIENTE UNIDAD.

(Informal)

❖ Escribe el número que sigue. ✓ (Afianzamiento en presentación oral).

5 6 9 8 4 7 5

❖ Escribe el número que va antes. ✓ (Afianzamiento en presentación oral).

 4 5 7 8 3 4 9 10 6

11 REPRESENTACIÓN DE DÍGITOS.

❖ *Vamos a hacer una marca por cada animal para saber cuántos hay*

