


Estimadas familias, esta semana repasaremos, faremos algo do libro.

Nome:



Tracing guide for uppercase letter P. The letter is shown on a four-line grid. A vertical dashed line starts at the top line and goes down to the bottom line. A curved dashed line starts at the top line, goes up to the middle line, and then curves down to the bottom line. Arrows indicate the direction of the strokes.

Tracing practice for uppercase letter P. The first row shows four dashed P's on a four-line grid. The second row shows four dashed P's on a four-line grid. The third row shows seven dashed P's on a four-line grid. The fourth row shows seven dashed P's on a four-line grid. The fifth row shows seven dashed P's on a four-line grid.




Patines

Nombre: _____

Fecha: _____



Actividad 16: Colorea y escribe el número 3.



3




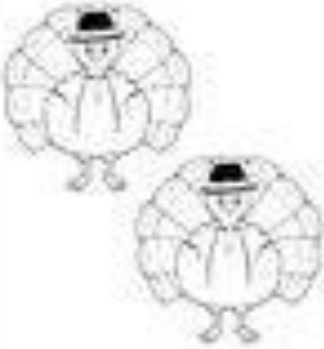




Nome:

Colorea o circulo co número que corresponda a cantidade de obxectos que hai nos recadros.

Nome:

How many are there?

	<input type="radio"/> 1 <input type="radio"/> 2 <input type="radio"/> 3		<input type="radio"/> 1 <input type="radio"/> 2 <input type="radio"/> 3
	<input type="radio"/> 2 <input type="radio"/> 3 <input type="radio"/> 4		<input type="radio"/> 2 <input type="radio"/> 3 <input type="radio"/> 4
	<input type="radio"/> 3 <input type="radio"/> 4 <input type="radio"/> 5		<input type="radio"/> 3 <input type="radio"/> 4 <input type="radio"/> 5

By Laura Page 2019

Nome:

Colorea

