



Tacha las figuras igual a esta.





### Actividades

- **Escoitar o texto lido polo mestre/a (fragmento dunha canción popular galega) e dar unha palmada cada vez que soe [m]. Rodear os «m», «M» das pala**
- *Dorso da ficha:* repasar o trazo do «m», minúsculo e maiúsculo, seguindo a dirección da frecha.

m

m

m

m

m

m



m

m

m

m

M

M

M

M

M

m

.

.

M

.

.

ma me mi mo mu



tomate  
TOMATE




melocotón  
MELOCOTÓN



camisa  
CAMISA




mono MONO



mula MULA

MA ME MI MO MU



Todas as coisas que têm o som <math>\langle m \rangle</math> no seu nome.




mamá

Colorea-las letras da palabra «mamá». Picae polos recadros descomponendo a palabra e recompoñela.

Colorear los dibujos cuyo nombre empiece por m

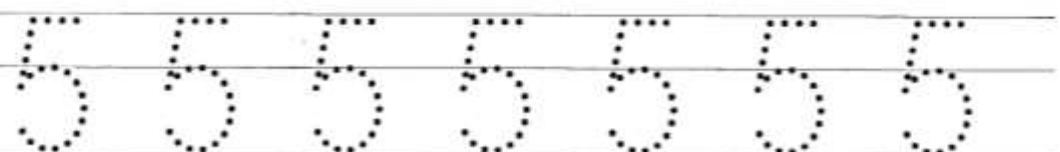
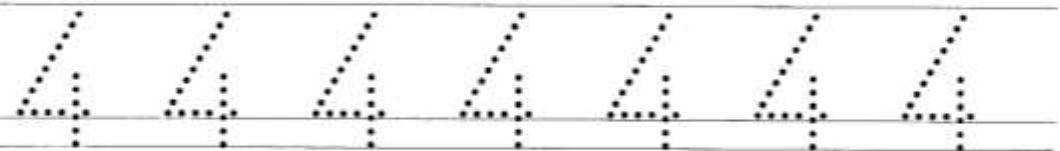
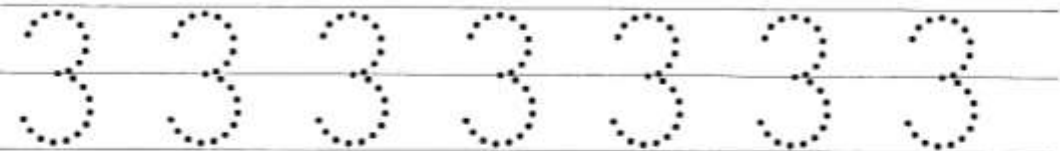
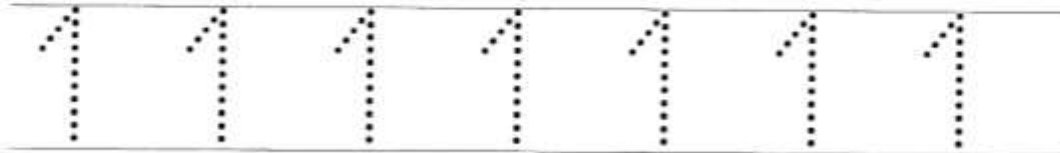
m



Nome:

Data:

INFANTIL 5.11





Nome:







Data:

INFANTIL6.7



6

SEIS XERSEIS




Nome:

Data:

INFANTIL 6.8

6



6

6

6

6

6

6

6

6

6

6

6

6

6

6

6

6

6

6

6

6

Los dos caracoles gemelos se han perdido  
¿Cómo encontrará Mío a Pío?

