

Seoane Otero



Seminario Galileo

DÍA	DAS LETRAS	GALEGAS

U. DIDÁCTICA PICTOGRAMAS	

6º Educación Infantil

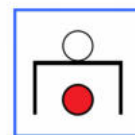
Día das letras galegas 2020

**ACTIVIDADES
EDUCACIÓN INFANTIL**

AS PITAS BAIXO A CHOIVA



AS PITAS



BAIXO A



CHOIVA


6º ED. INFANTIL

**SEMINARIOS RICARDO CARVALHO CALERO.
LETRAS GALEGAS 2020**

6º EDUCACIÓN INFANTIL



RICARDO CARVALHO CALERO



Ricardo Carvalho Calero foi un gran escritor galego.

Naceu na cidade coruñesa de Ferrol e era o maior de seis irmáns.

Seus pais eran M^a Dolores e Gabriel Ricardo.

De pequeno estudou en dúas escolas da súa cidade e de maior marchou a estudar a Compostela.

Defendeu o idioma galego, escribiu moitos libros no noso idioma e traballou en moitas revistas galegas.

Un dos seus libros máis famosos para os nenos e nenas é *As pitas baixo a choiva*.

Neste libro Ricardo conta unha cousa que lle pasou de pequeno: quería recoller as galiñas que se mollaban coa choiva e acabaron todos mollados como pitos: as galiñas, el e toda a súa familia.

Este ano 2020 a Real Academia Galega dedícalle o Día das Letras, polo seu traballo en defensa do idioma galego e da nosa cultura.

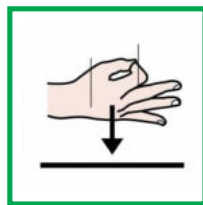
6º EDUCACIÓN INFANTIL



RICARDO CARVALHO CALERO



RICARDO
CARVALHO
CALERO



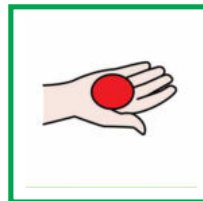
FOI UN ESCRITOR GALEGO.



NACEU EN FERROL.



RICARDO
CARVALHO
CALERO



TIÑA



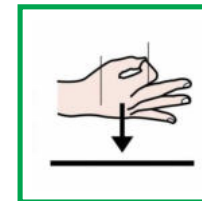
CINCO



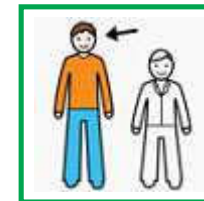
IRMÁNS.



RICARDO
CARVALHO
CALERO



ERA O MAIOR.






DOLORES

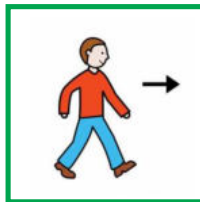


GABRIEL

SÚA NAI CHAMÁBASE DOLORES. SEU PAI CHAMÁBASE GABRIEL.




DE NENO FOI Á ESCOLA EN FERROL.



DE MAIOR FOI Á UNIVERSIDADE A COMPOSTELA.



EL



AMABA



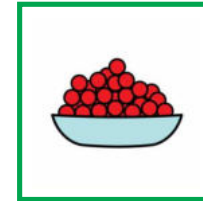
O IDIOMA



GALEGO.



ESCRIBIU



MOITOS



LIBROS.



EL



ESCRIBIU




EN REVISTAS



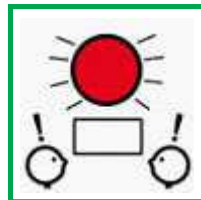
DE GALICIA.




ESCRIBIU UN LIBRO



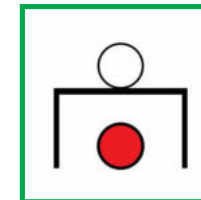
INFANTIL



IMPORTANTE: «AS




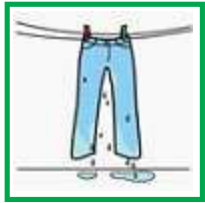
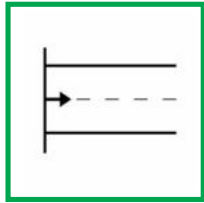
PITAS



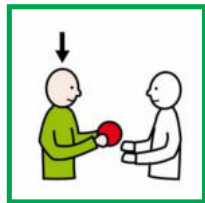
BAIXO A



CHOIVA».

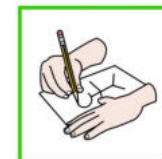



NO CONTO, COMEZA A CHOVER E MÓLLANSE EL, AS PITAS E A FAMILIA.





EN MAIO DEDICÁMOSLLE A RICARDO O DÍA DAS LETRAS GALEGAS.
CARVALHO
CALERO

1.- COMO SE CHAMA O HOMENAXEADO NO DÍA DAS LETRAS? REPASA O SEU NOME E FAI O SEU RETRATO.



REPASA E COPIA




R I C A R D O

C A R V A L H O

C A L E R O

2.- RICARDO FOI UN GRAN DEFENSOR DO IDIOMA GALEGO. COLOREA AS DÚAS PALABRAS QUE MÁIS CHE GUSTEN DO NOSO IDIOMA.



COLOREA AS



DÚAS



PALABRAS



BONITAS




BESBELLO

MOUCHO




ORBALLO

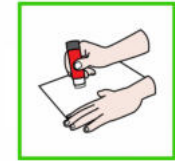
XOANIÑA



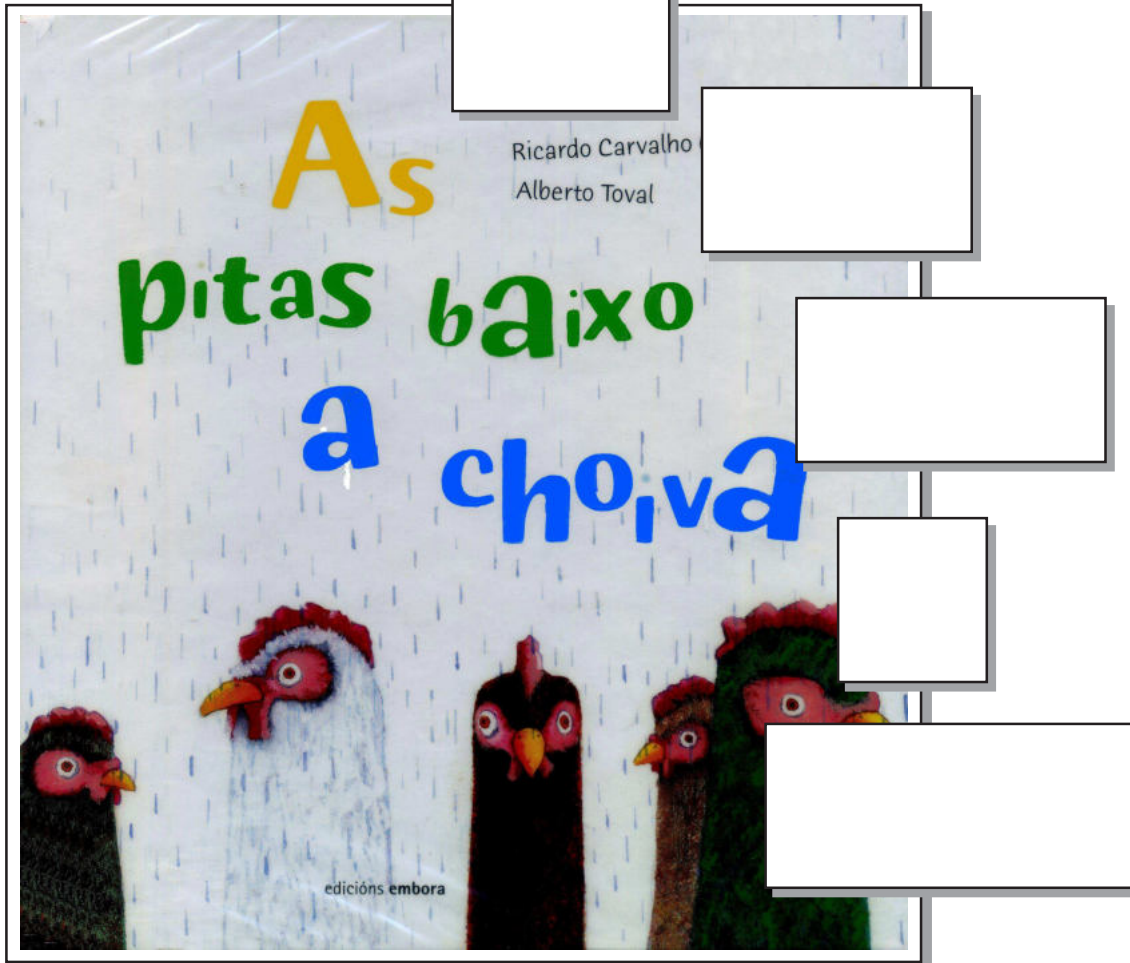
MIÑOCA



3.- ORDENA AS PALABRAS E FORMA O TÍTULO DES- TE LIBRO.



RECORTA E PEGA



BAIXO

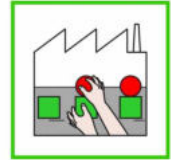

PITAS

AS

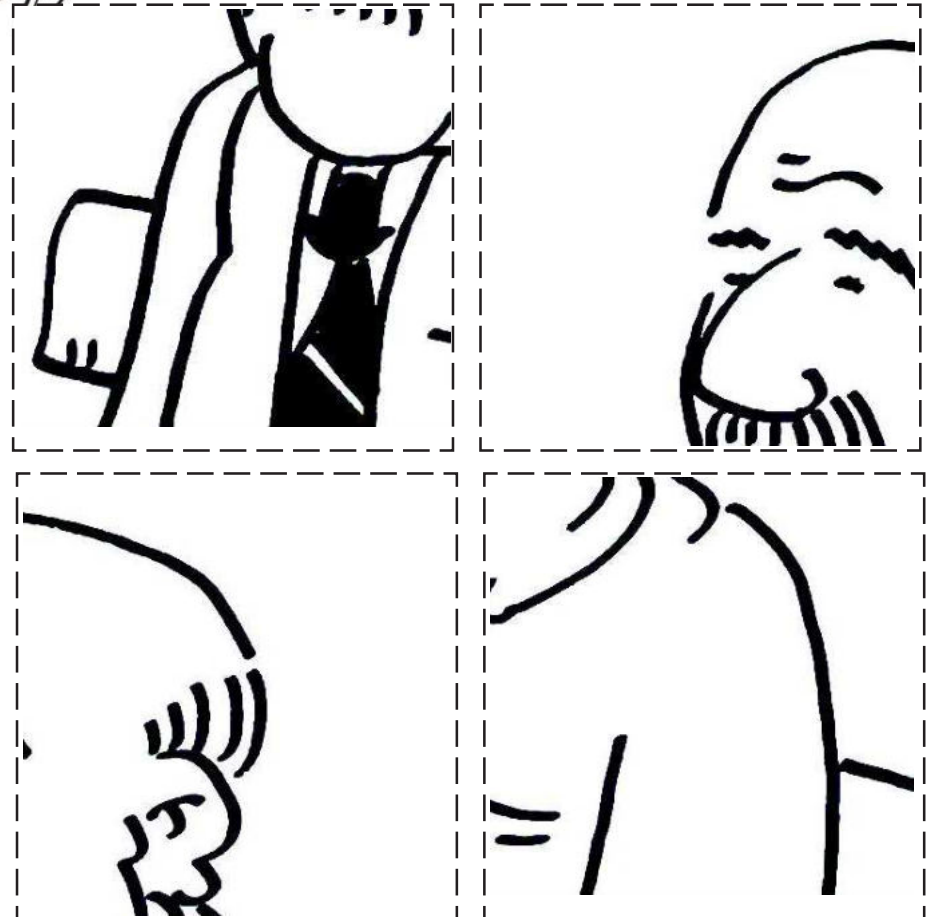

CHOIVA

A

4.- COMPÓN O CREBACABEZAS COA CARICATURA DE RICARDO.




RECORTA E MONTA



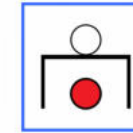
6º EDUCACIÓN INFANTIL




AS PITAS BAIXO A CHOIVA **RICARDO CARVALHO CALERO**




AS PITAS



BAIXO A CHOIVA




MOITO



QUERÍA



EU




OS ANIMAIS.



NO CURRO



PASABA



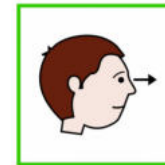
UNHA GRAN PARTE DO




MEU



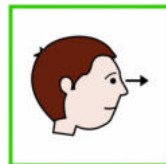
TEMPO



OLLANDO PARA AS



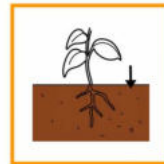
GALIÑAS.



VÍAAS



ESCARAVELLAR NA



TERRA, EN PROCURA DE

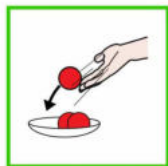


VERMES E MIÑOCAS.





AS PITAS BAIXO A CHOIVA **RICARDO CARVALHO CALERO**


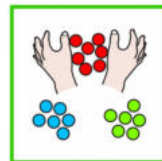


BOTABALLES O MILLO.




RECOLLIA OS OVOS QUE ANUNCIABAN CO SEU ALPORIZADO CANTAR.

1.- AGRUPA ESTES OVOS DE 6 EN 6.



AGRUPA DE SEIS EN SEIS E COLOREA




2.- INVENTA UN BECHO E PONLLE NOME.



INVENTA UN BECHO E PONLLE O NOME

A large empty rectangular box for drawing the toy and writing its name. A smaller horizontal box is attached to the bottom-left corner of the main box, intended for the name.

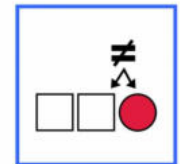
3.- LOCALIZA AS SEIS DIFERENZAS ENTRE ESTES DOUS DEBUXOS.





BUSCA



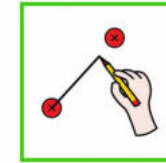
SEIS



DIFERENZAS




4.- UNE, ESCRIBE E COLOREA.



UNE




ESCRIBE E




COLOREA

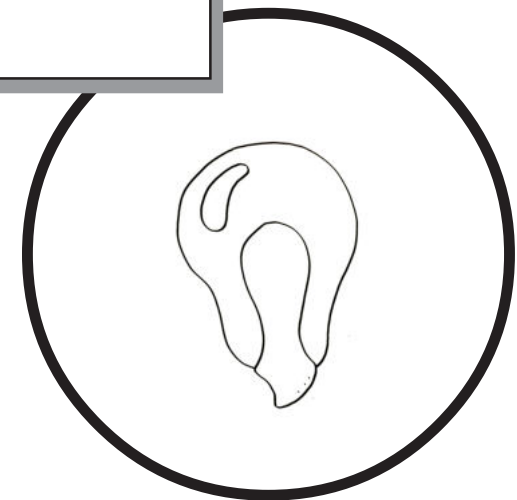
GRAN DE MILLO



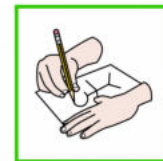
FARIÑA




MAZAROCA





5.- QUE COME A GALIÑA? DEBUXA OS GRANS DE MILLO.





DEBUXA OS GRANS DE MILLO





7 




3 





5 

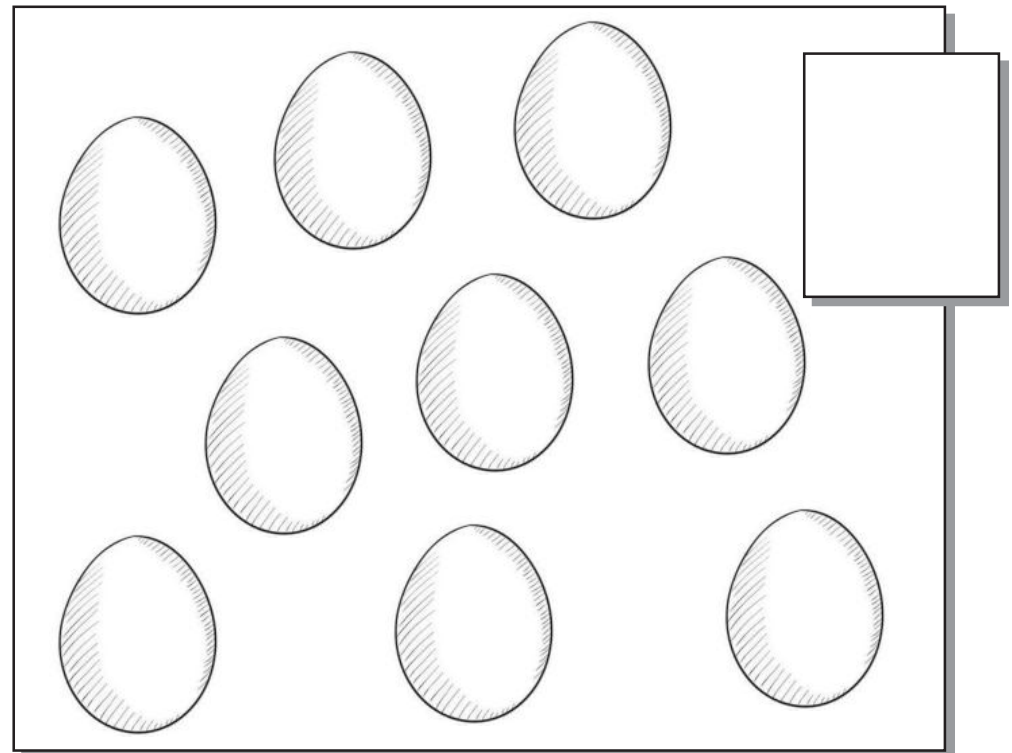



6 


6.- CANTOS OVOS PUXO A GALIÑA? CONTA, ESCRIBE E COLOREA.




CONTA E DECORA OS OVOS



7.- RECORTA E PON CADA NOME ONDE LLE CORRESPONDE.



RECORTA E PEGA




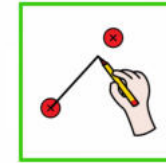
PETEIRO

CRISTA


PLUMAXE

ÁS

8.- RELACIONA A PLANTA DO MILLO COAS SÚAS PARTES.



RELACIONA E ESCRIBE



MAZAROCA


FLOR

TALO


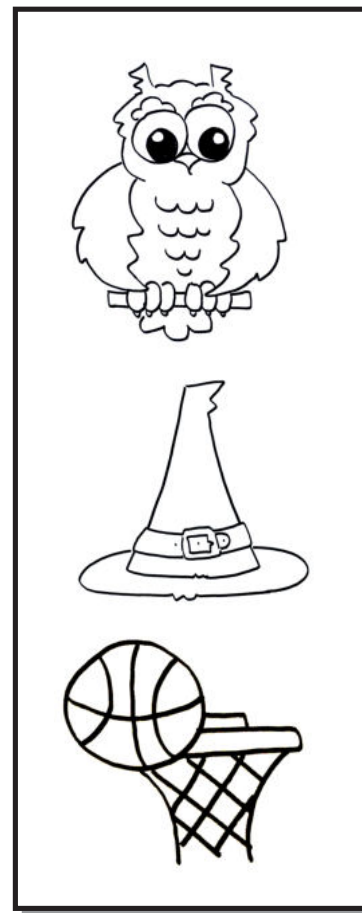


FOLLA

GRAN DE MILLO


9.- CAL É O ANIMAL? ARRODÉAO E COLORÉAO.



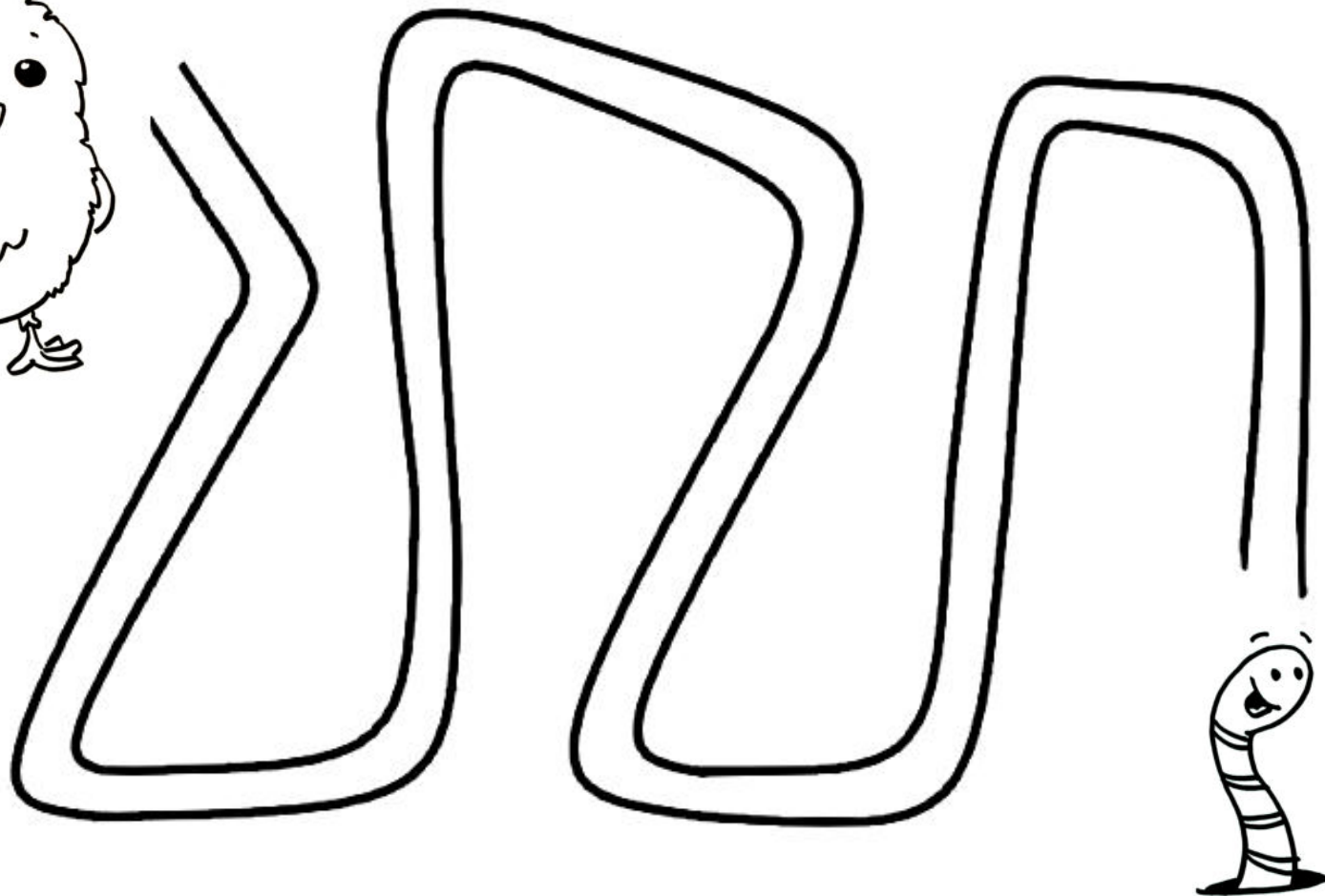
ARRODEA OS ANIMAIS E COLOREA





10.- COMO CHEGA O PITIÑO ATA A MIÑOCA? COLOREA O CAMIÑO.




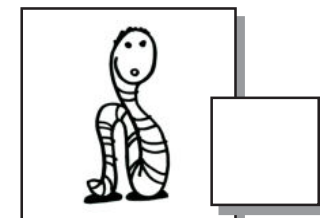



COLOREA O CAMIÑO



11.- CANTOS HAI DE CADA GRUPO? COLOREA.



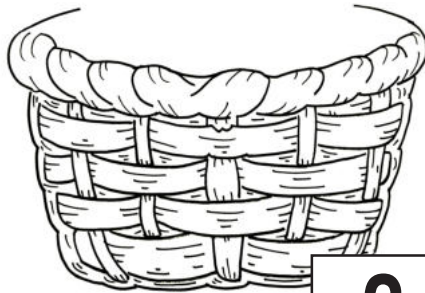
CONTA E COLOREA



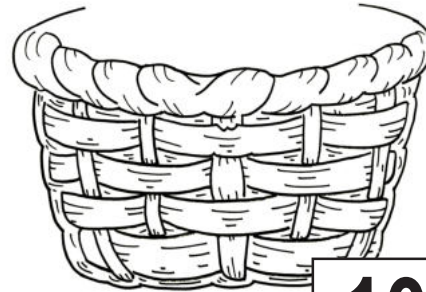
12.- DEBUXA NA CESTA OS OVOS QUE PUXO A GALIÑA.



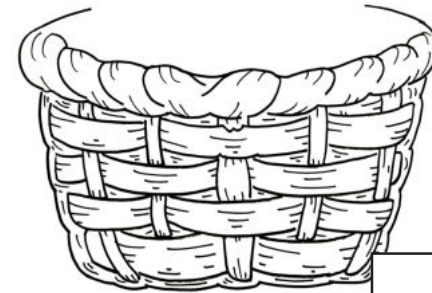
DEBUXA OS OVOS



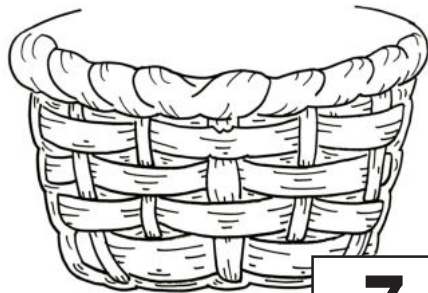
2



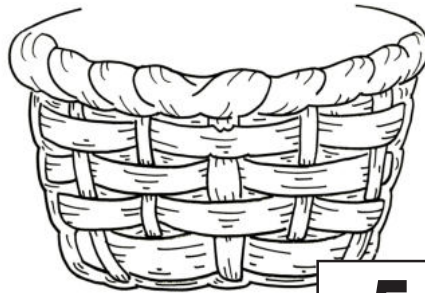
10



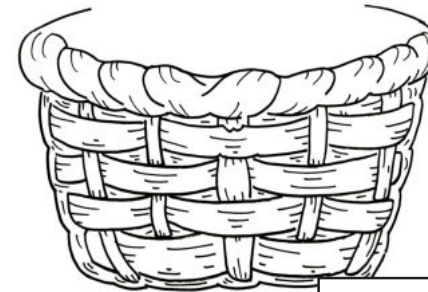
4



7

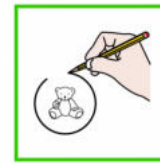


5

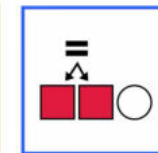


3











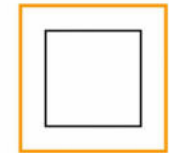
13.- ARRODEA AS GALIÑAS QUE ESTEAN NA MESMA POSICIÓN QUE A DO RECADRO.





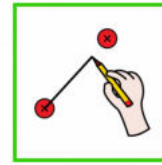
ARRODEA AS GALIÑAS



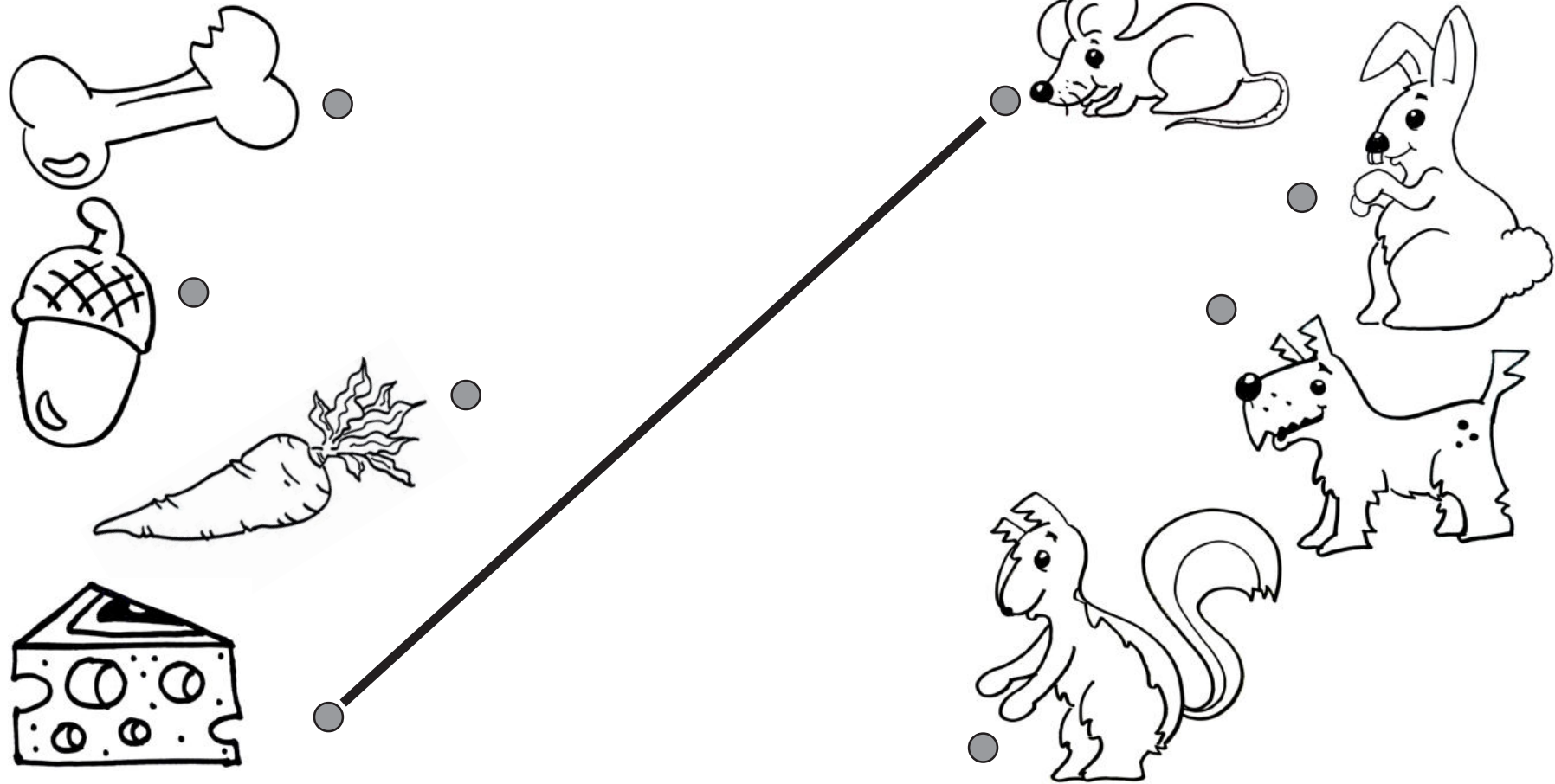
IGUAIS Á DO RECADRO






14.- RELACIONA CADA ANIMAL COA SÚA COMIDA E COLOREA.




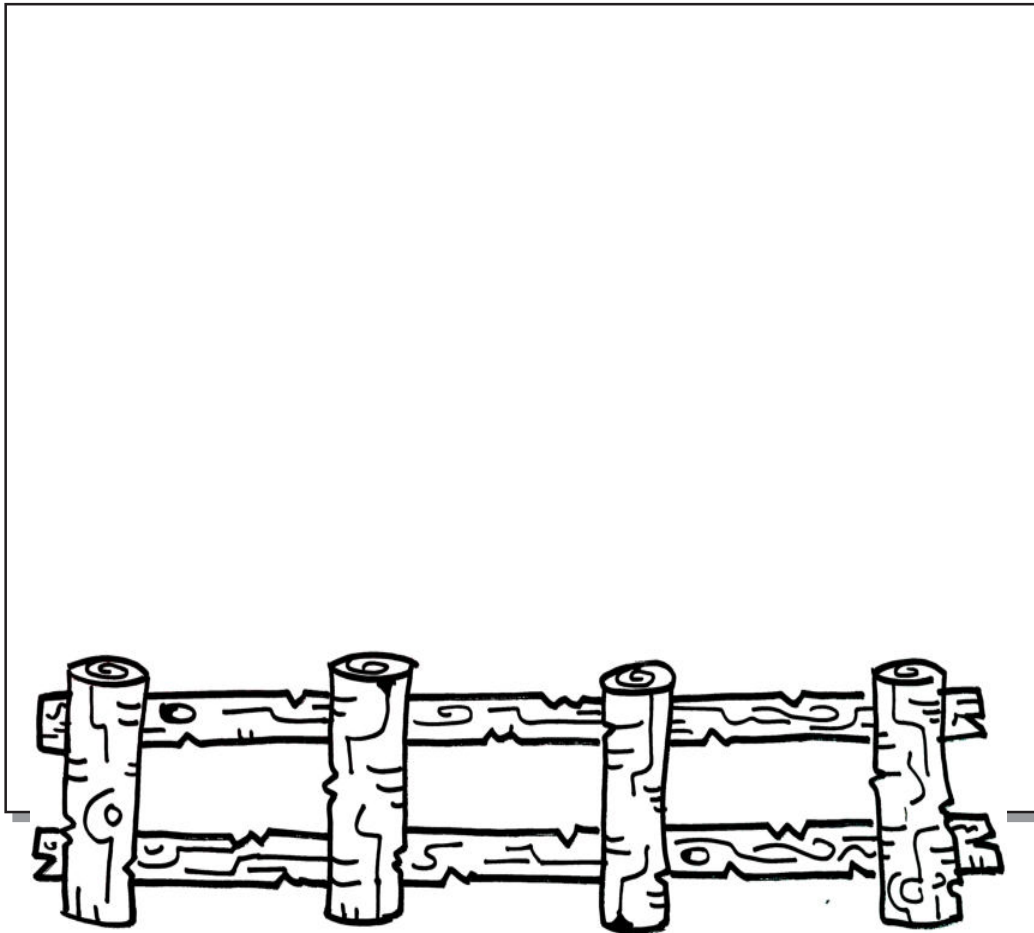
RELACIONA O ANIMAL COA COMIDA E COLOREA



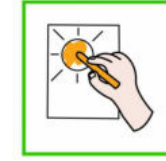
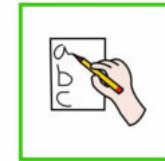
15.- RECORTA E PEGA DENTRO DO CURRO OS ANIMAIS DA GRANXA.



RECORTA E PEGA OS ANIMAIS DA GRANXA



16.- O NENO POÑIALLE NOME ÁS
GALIÑAS. COMO LLES CHAMARÍAS
TI A ESTAS? COLOREA.



ESCRIBE O NOME E COLOREA

