
DÍA	DAS	LETRAS
GALEGAS		

	
U. DIDÁCTICA PICTOGRAMAS	

4º Educación infantil

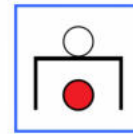
# Día das letras galegas 2020

# PROPOSTAS ACTIVIDADES EDUCACIÓN INFANTIL


## **AS PITAS BAIXO A CHOIVA**



**AS PITAS**



**BAIXO A**



**CHOIVA**


# 4º ED. INFANTIL

**SEMINARIOS RICARDO CARVALHO CALERO.  
LETRAS GALEGAS 2020**

## 4º EDUCACIÓN INFANTIL



### RICARDO CARVALHO CALERO



Ricardo Carvalho Calero foi un gran escritor galego.

Naceu na cidade coruñesa de Ferrol e era o maior de seis irmáns.

Seus pais eran M<sup>a</sup> Dolores e Gabriel Ricardo.

De pequeno estudou en dúas escolas da súa cidade e de maior marchou a estudar a Compostela.

Defendeu o idioma galego, escribiu moitos libros no noso idioma e traballou en moitas revistas galegas.

Un dos seus libros máis famosos para os nenos e nenas é *As pitas baixo a choiva*.

Neste libro Ricardo conta unha cousa que lle pasou de pequeno: quería recoller as galiñas que se mollaban coa choiva e acabaron todos mollados como pitos: as galiñas, el e toda a súa familia.

Este ano 2020 a Real Academia Galega dedícalle o Día das Letras, polo seu traballo en defensa do idioma galego e da nosa cultura.

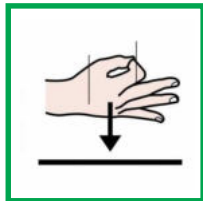
# 4º EDUCACIÓN INFANTIL



## RICARDO CARVALHO CALERO



RICARDO  
CARVALHO  
CALERO



FOI



UN ESCRITOR



GALEGO.



NACEU

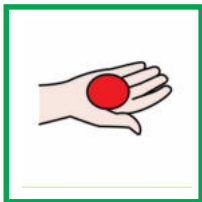
EN



FERROL.



RICARDO  
CARVALHO  
CALERO



TIÑA



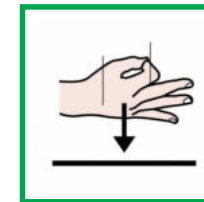
CINCO



IRMÁNS.

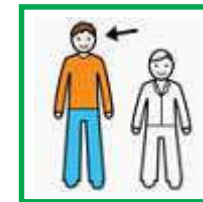


RICARDO  
CARVALHO  
CALERO



ERA

O



MAIOR.




DOLORES

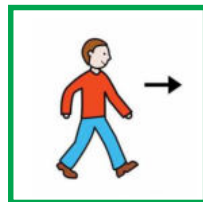


GABRIEL

SÚA NAI CHAMÁBASE DOLORES. SEU PAI CHAMÁBASE GABRIEL.




DE NENO FOI Á ESCOLA EN FERROL.




DE MAIOR FOI Á UNIVERSIDADE A COMPOSTELA.



EL



AMABA



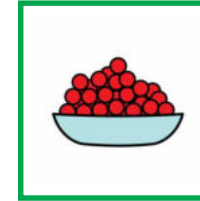
O IDIOMA



GALEGO.



ESCRIBIU



MOITOS



LIBROS.



EL



ESCRIBIU



EN REVISTAS



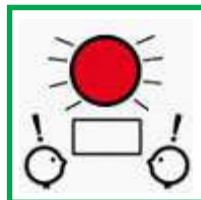
DE GALICIA.



ESCRIBIU UN LIBRO



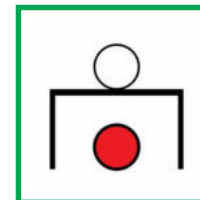
INFANTIL



IMPORTANTE: «AS




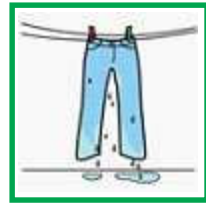
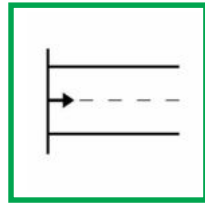

PITAS



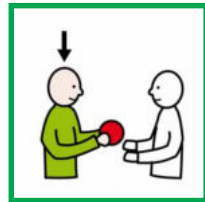
BAIXO A



CHOIVA».





NO CONTO, COMEZA A CHOVER E MÓLLANSE EL, AS PITAS E A FAMILIA.



EN MAIO DEDICÁMOSLLE A RICARDO O DÍA DAS LETRAS GALEGAS.  
CARVALHO  
CALERO

1.- REPASA AS VOGAIS DO NOME DO HOMENAXEADO  
E COLOREA A SÚA CARICATURA.



REPASA E COLOREA




R I C A R D O

C A R V A L H O

C A L E R O



2.- RICARDO FOI UN GRAN DEFENSOR DO IDIOMA GALEGO. COLOREA AS DÚAS PALABRAS QUE MÁIS CHE GUSTEN DO NOSO IDIOMA.



COLOREA AS

2

DÚAS



PALABRAS




BONITAS



XOANIÑA

MIÑOCA



ORBALLO




MOUCHO



BESBELLO

### 3.- COLOREA, RECORTA E XOGA A FORMAR PARELLAS.






COLOREA



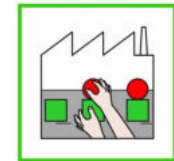


RECORTA E



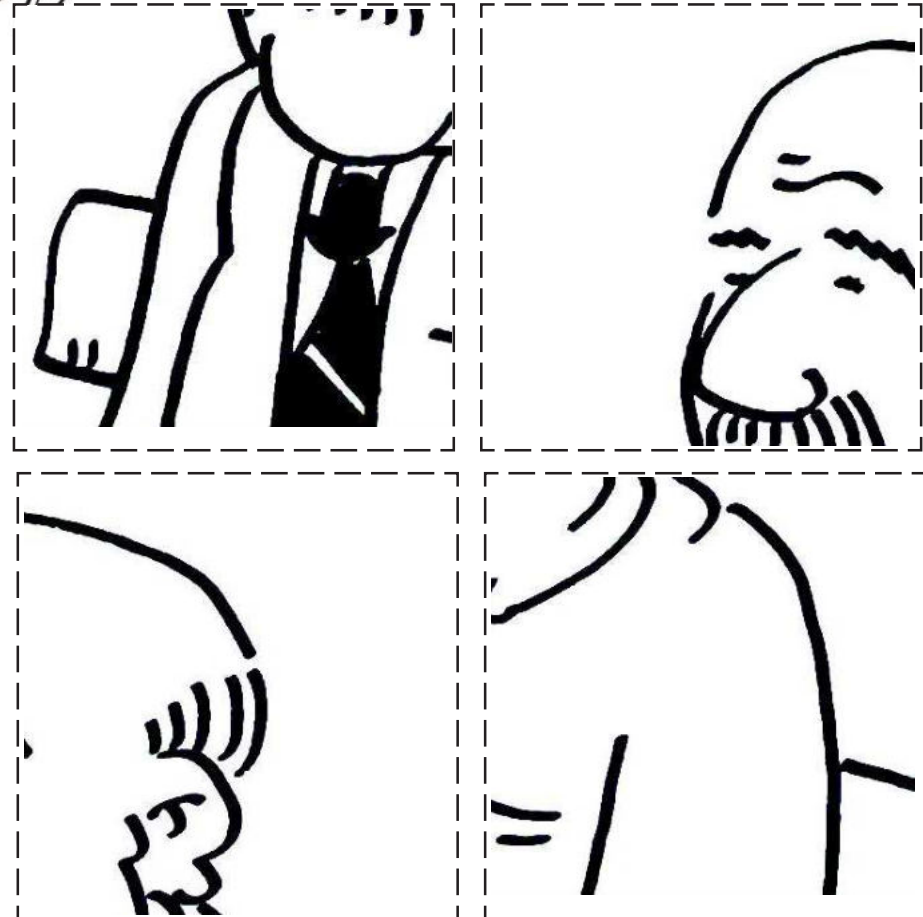

XOGA



# 4.- COMPÓN O CREBACABEZAS COA CARICATURA DE RICARDO.




RECORTA E MONTA



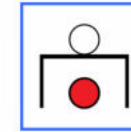
## 4º EDUCACIÓN INFANTIL




### **AS PITAS BAIXO A CHOIVA** **RICARDO CARVALHO CALERO**




**AS PITAS**




**BAIXO A**



**CHOIVA**



**MOITO**



**QUERÍA**




**EU**




**OS ANIMAIS.**



**NO CURRO**



**PASABA**



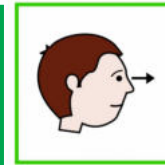
**UNHA GRAN PARTE DO**



**MEU**



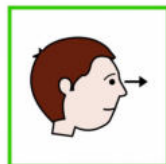
**TEMPO**



**OLLANDO PARA AS**



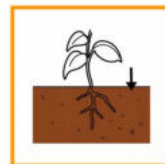
**GALIÑAS.**



**VÍAAS**



**ESCARAVELLAR NA**



**TERRA, EN PROCURA DE**



**VERMES**



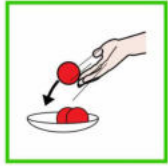
**E**



**MIÑOCAS.**



## **AS PITAS BAIXO A CHOIVA RICARDO CARVALHO CALERO**



BOTÁBALLES O MILLO.



RECOLLIA OS OVOS QUE ANUNCIABAN CO SEU ALPORIZADO CANTAR.




1.- DEBUXA OS TRES ANIMAIS QUE MÁIS  
CHE GUSTAN.



DEBUXA




TRES




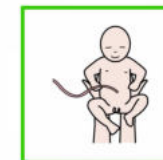
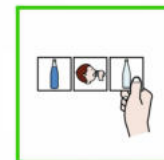
ANIMAIS



FERMOSOS




## 2.- ORDENA O PROCESO DE NACEMENTO DUN PITO.

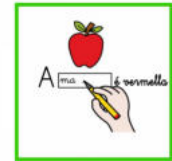


ORDENA O NACEMENTO DUN PITO


1	2	3	4	5
---	---	---	---	---



### 3.- QUE ESTÁN A DICIR AS GALIÑAS? E O GALO?



COMPLETA





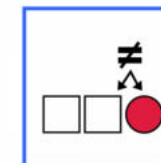
#### 4.- QUE TRES DIFERENZAS HAI ?





BUSCA



TRES



DIFERENZAS



**5.- DEBUXA AS PINGAS QUE SE INDICAN EN CADA NUBE.**




DEBUXA



AS

PINGAS



## 6.- DEBUXA A CARA DOS VERMES E MIÑOCAS.

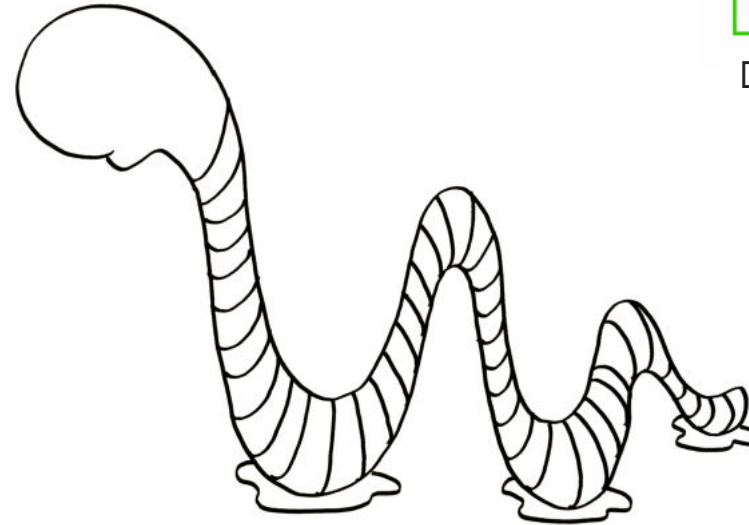


DEBUXA



CARA


**CONTENTO**




**TRISTE**



**ENFADADA**



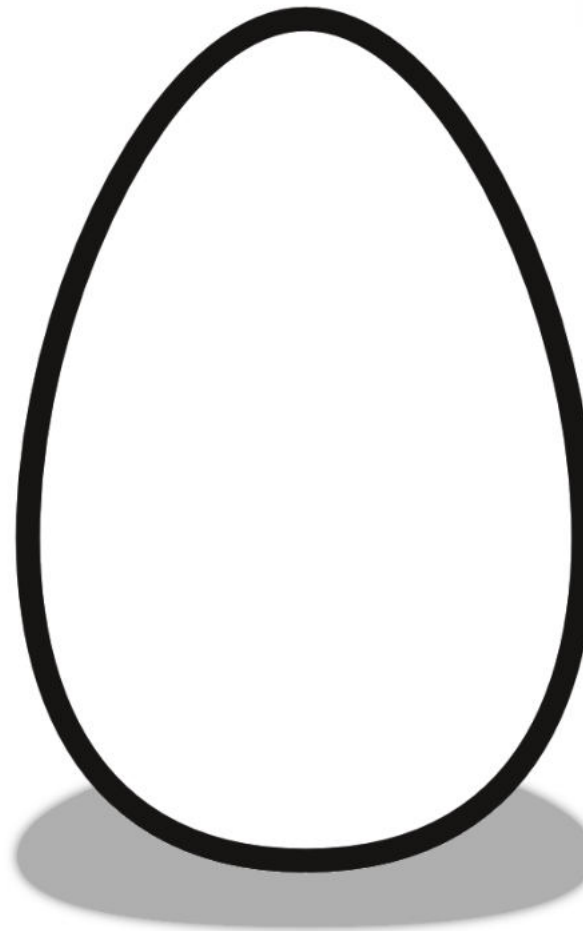
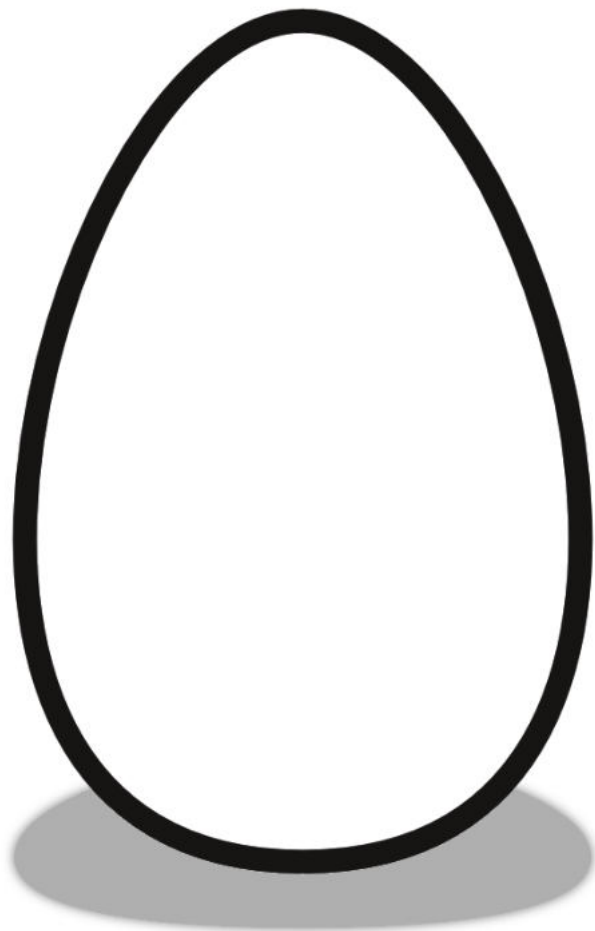
# 7.- DECORA E PINTA ESTES DOUS OVOS.




DECORA OS



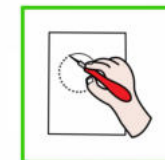
OVOS



# 8.- COLOREA E PICA AS PLUMAS E A CRISTA E PÉGALLAS Á GALIÑA.



COLOREA





PICA

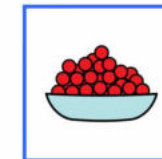

E



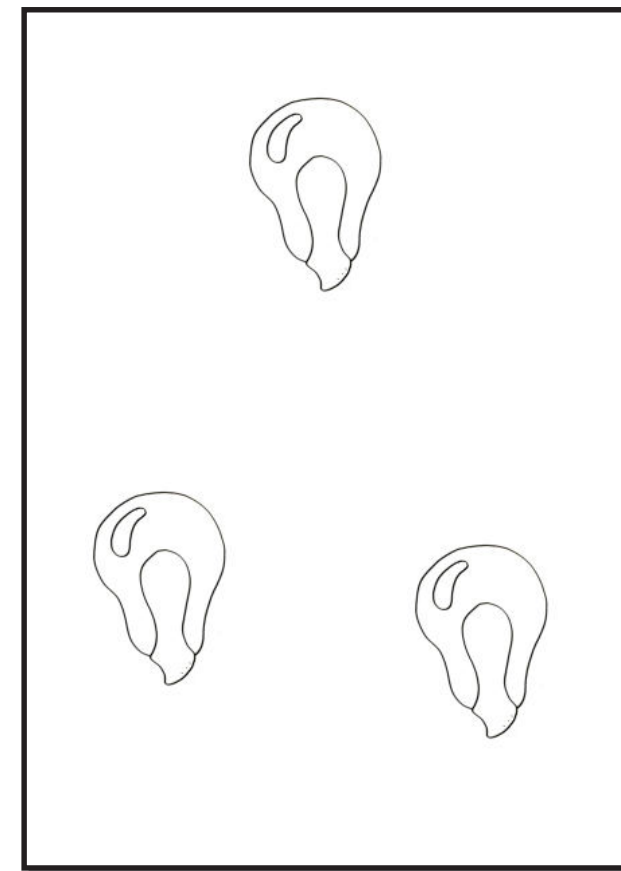
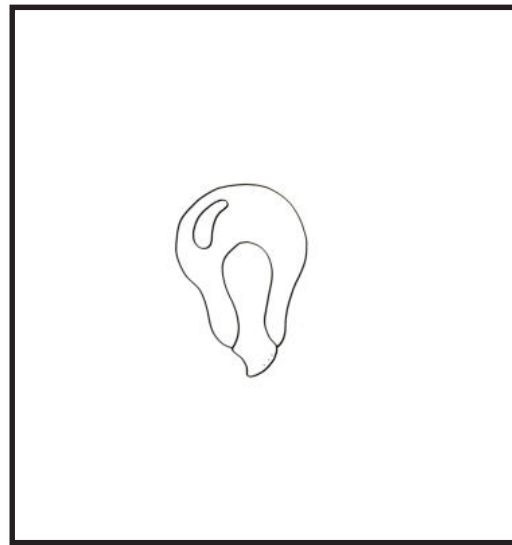
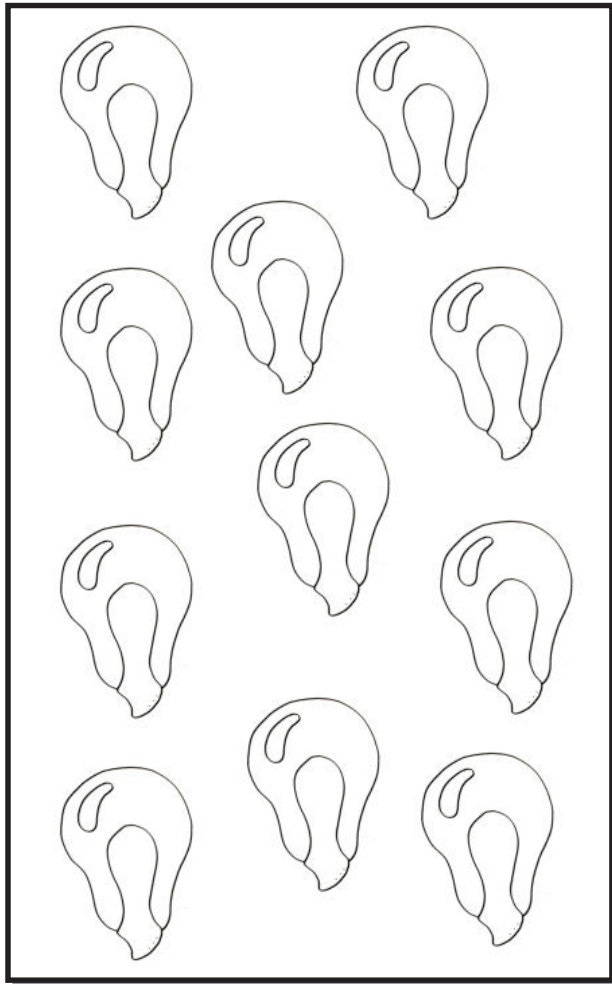
PEGA



# 9.- COLOREA A CAIXA QUE TEN MÁIS GRANS DE MILLO.



COLOREA A CAIXA CON MÁIS GRANS DE MILLO



# 10.- RECORTA E PEGA AS LETRAS PARA FORMAR A PALABRA.



RECORTA



PEGA



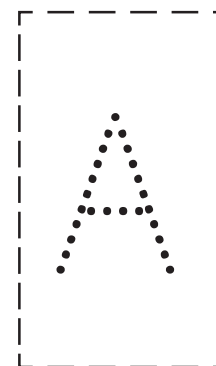
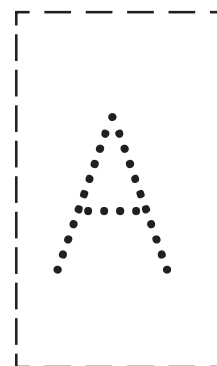

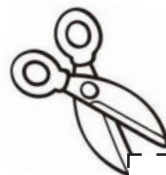

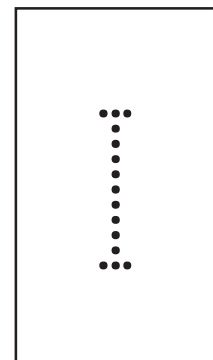


AS LETRAS



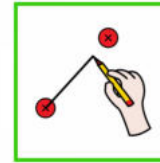

E FORMA




PALABRAS



# 11.- UNE CADA ANIMAL COA SÚA CRÍA. COLOREA.




UNE




O

ANIMAL






COA

CRÍA




E COLOREA




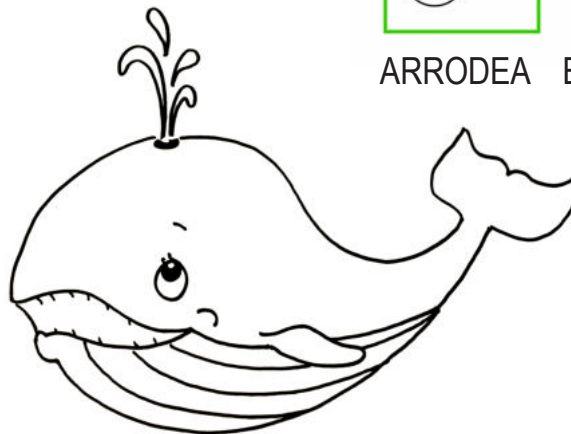






## 12.- ARRODEA E COLOREA O VERME E A MIÑOCA.




ARRODEA E COLOREA O VERME E A MIÑOCA




# 13.- RECORTA E COMPÓN O CREBACABEZAS DA PITA. COLOREA.





COLOREA




RECORTA E COMPÓN




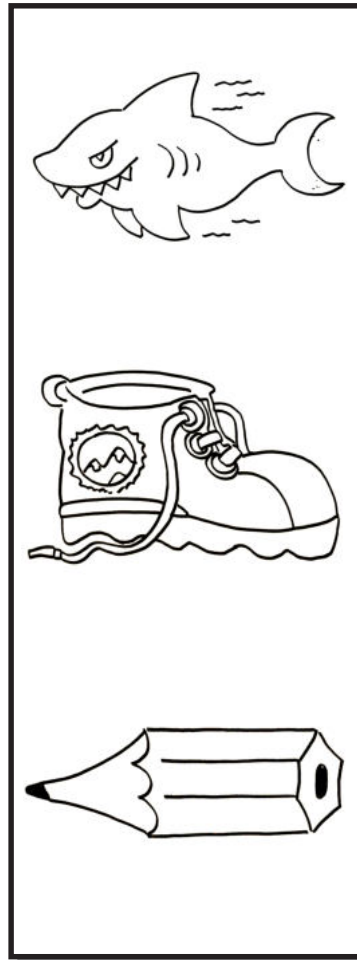


# E





# 14.- CAL É O ANIMAL? ARRODÉAO.



ARRODEA OS ANIMAIS



15.- INVENTA UN NOME PARA ESTA GALIÑA E COLOREA.



INVENTA UN NOME E COLOREA

