



EscolaTAC

Santiago de
Compostela

5 de marzo de 2016



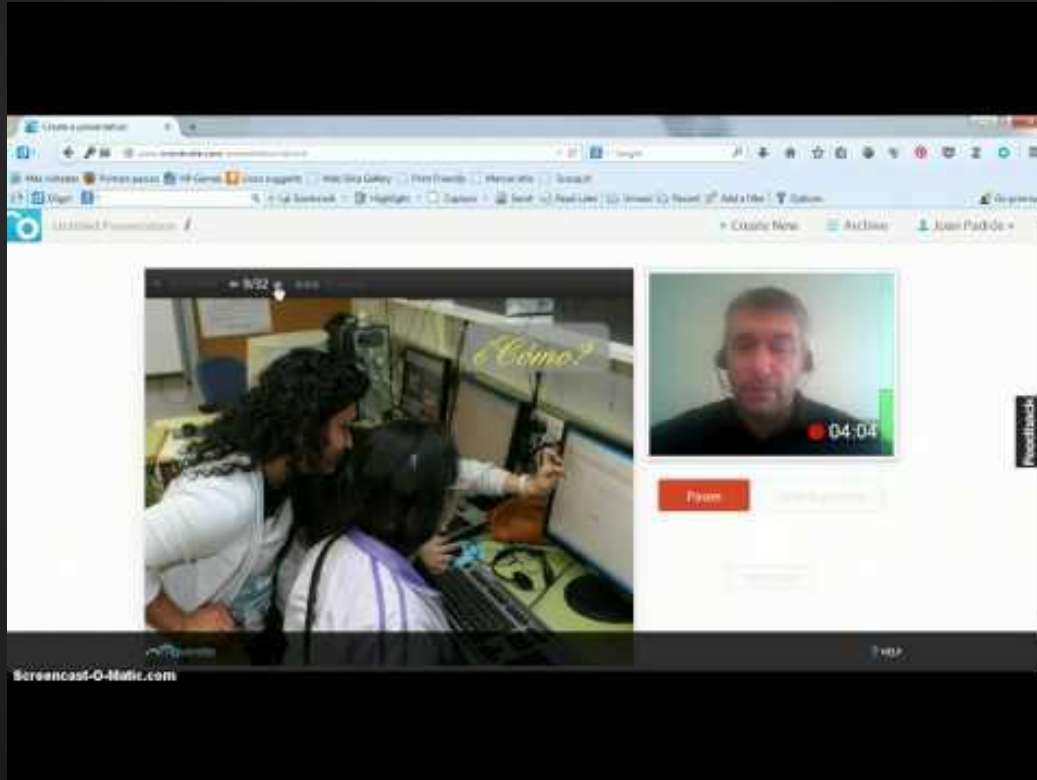
Materiales elaborados por el profesorado



Materiales elaborados por el profesorado



Materiales elaborados por el profesorado



Materiales elaborados por el profesorado



Materiales elaborados por el profesorado

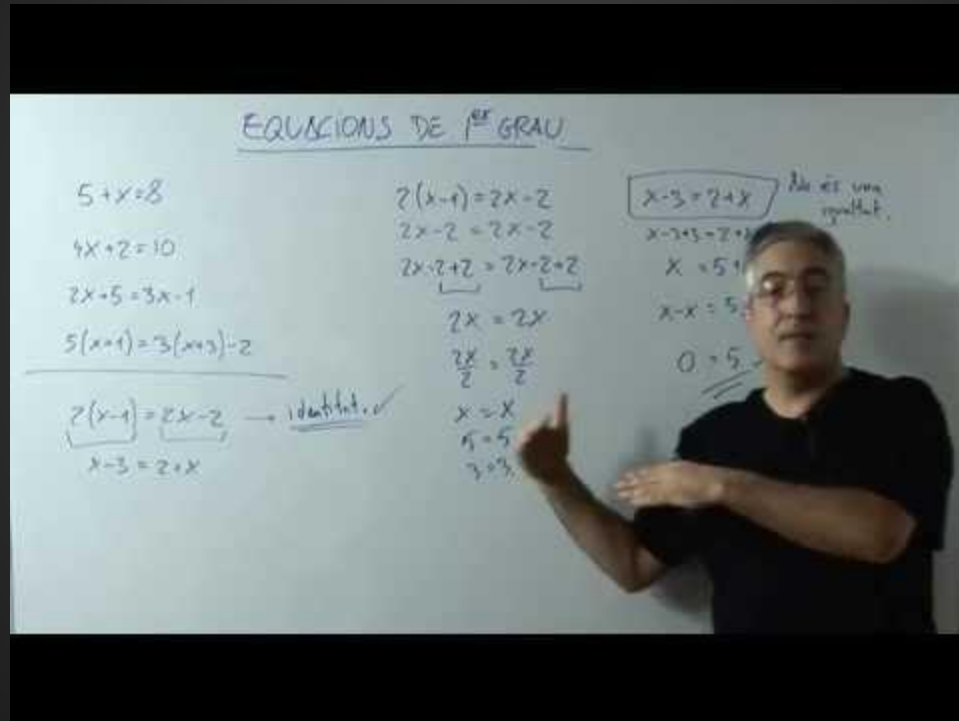
EQUACIONES DE 1º GRAU.

$5+x=8$
 $4x+2=10$
 $2x+5=3x-1$
 $5(x+1)=3(x+3)-2$

$2(x-1)=2x-2$ → identitat. ✓
 $x-3=2+x$

$2(x-1)=2x-2$
 $2x-2=2x-2$
 $2x-2+2=2x-2+2$
 $2x=2x$
 $\frac{2x}{2}=\frac{2x}{2}$
 $x=x$
 $5=5$
 $3=3$

$x-3=2+x$ (Així és una igualtat.)
 $x-3+3=2+x$
 $x=5$
 $x-x=5-x$
 $0=5-x$



Materiales elaborados por el profesorado

Reflexionar

```
graph TD; Formo((Formo)) -- CC --> Animal((Animal)); Formo -- CC --> Vista((Vista)); Animal -- CC --> SerVivo((Ser vivo)); Vista -- CC --> SerVivo; Vista -- CC --> Hierba((Hierba)); Hierba -- CC --> Planta((Planta)); SerVivo -- CC --> Planta;
```

El diagrama muestra un flujo de conocimiento (CC) entre los niveles de conocimiento: Formo, Animal, Vista, Ser vivo, Hierba y Planta. Las flechas indican relaciones de conocimiento (CC) y una flecha amarilla resalta la relación entre Ser vivo y Hierba.

Recordad 2020
SCREENCAST MATIC

Licencia Domini públic

Materiales elaborados por el profesorado



Materiales elaborados por el profesorado



Materiales elaborados por el profesorado



Materiales elaborados por el profesorado



Materiales elaborados por el profesorado



Materiales elaborados por el profesorado



Identidad digital



Tutoriales

Posibles aplicaciones

- => Explicaci3n de conceptos fundamentales
- => Descripci3n de actividades
- => Problemario
- => Profundizaci3n de tema
- => Retroalimentaci3n / Coaching



Tutoriales

The screenshot shows a web browser window with the URL <https://create.kahoot.it/quiz/new/cover>. The page title is "Quiz: Tema 12 - Descubrimiento de América" with an "Edit" button. A progress bar at the top indicates the current step is "3. Settings".

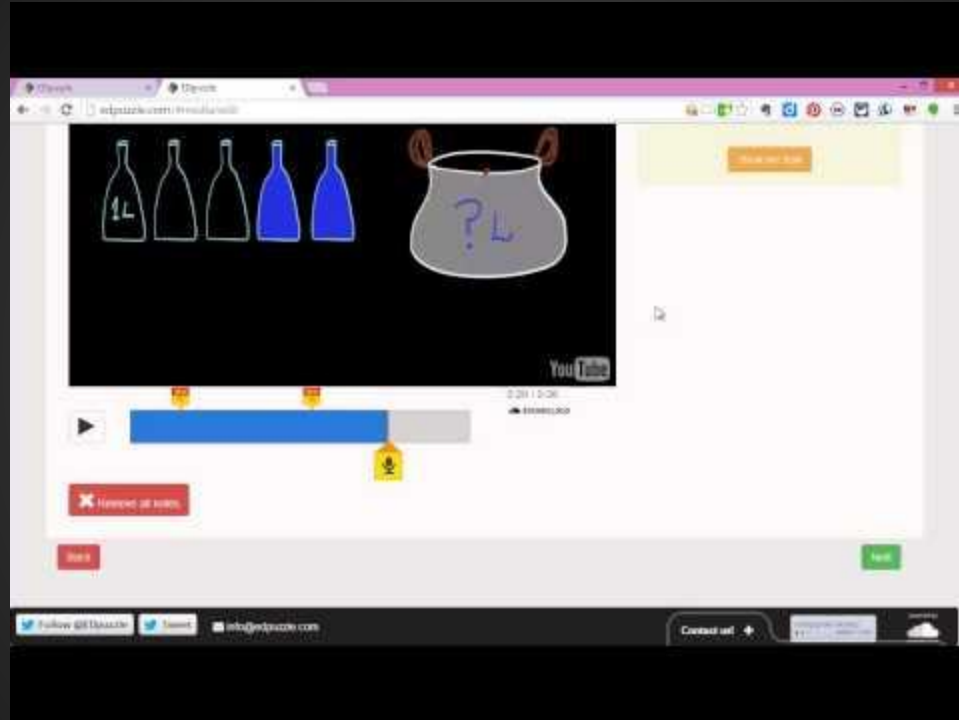
The main heading is "Optional: Give your quiz a cover image". Below this is a large image placeholder showing a dark, abstract graphic with a white shape resembling a stylized 'U' or a similar symbol. To the right of the image is a vertical scrollbar.

Below the image, there is an "Experimental" section with the text: "Embed a YouTube video to be displayed in the background of the lobby screen as players join the game!". Below this text is a text input field containing the example URL "e.g. Zl8wgd0RTNA".

At the bottom of the interface, there are two buttons: "Edit questions" on the left, and "Cancel" (red) and "Done" (green) on the right. The "Done" button is being clicked by a mouse cursor.

The Windows taskbar is visible at the bottom of the screen, showing icons for the Start menu, File Explorer, Google Chrome, and several instances of Kahoot! The system tray shows the time as 18:32 on 27/02/2019.

Tutoriales



Tutoriales



Tutoriales

The screenshot displays a presentation interface. On the left, there is a video feed of a woman speaking. Below the video is a control panel with the following elements:

- NAME: Unsaved presentation [RENAME]
- Buttons: Add a link button to the end of the presentation, Change the background image
- SHARE VIA: [Social media icons]

The main slide is titled "Rule of thumb" and features a diagram illustrating the distribution of content types and their impact:

- Oral — 10%
- Oral & Visual — 65%
- 5% (unlabeled)
- 3x (multiplier for Oral and 5%)
- 6x (multiplier for Oral, 5%, and Oral & Visual)

A "RENAME MOVENOTE" dialog box is overlaid on the slide, showing a "Name" field with "a" and a "RENAME" button.

Source: Hagan, J. J. (1985). "Principles of software testing: a realistic approach". Addison-Wesley. Last Check: Feb 14, 2016.

Herramientas de gestión

<https://kahoot.it>



Herramientas de gestión

<https://edpuzzle.com/>
class code: er2L9p

