



# Ámbito de comunicación

## Lingua inglesa

### Educación a distancia semipresencial

## Módulo 3

## Unidade didáctica 12

# Índice

---

<b>1.</b>	<b>Introdución.....</b>	<b>3</b>
1.1	Descrición da unidade didáctica.....	3
1.2	Coñecementos previos.....	3
1.3	Suxestións para a motivación e o estudo.....	3
1.4	Orientacións para a programación temporal .....	3
<b>2.</b>	<b>Secuencia de contidos e actividades .....</b>	<b>4</b>
2.1	Talking about your last weekend.....	4
2.1.1	Vocabulary: places and events to go .....	4
2.1.2	Grammar .....	6
2.1.3	Reading and Writing.....	11
2.1.4	Listening.....	12
2.2	Talking about life events.....	13
2.2.1	Vocabulary .....	13
2.2.2	Grammar: past simple.....	15
2.2.3	Reading.....	25
2.2.4	Listening and writing.....	26
2.3	Sociocultural aspects. Festivals and festivities.....	27
2.3.1	Chinese New Year .....	27
<b>3.</b>	<b>Actividades de autoavaliación .....</b>	<b>28</b>
<b>4.</b>	<b>Solucións das actividades propostas .....</b>	<b>29</b>
<b>5.</b>	<b>Bibliografía e recursos .....</b>	<b>36</b>
<b>6.</b>	<b>Anexo. Licenza de recursos .....</b>	<b>38</b>

# 1. Introducción

---

## 1.1 Descrición da unidade didáctica

Na primeira parte desta unidade imos tratar os seguintes contidos:

- O pasado del verbo *To be* e de *There is / are*.
- Vocabulario de sitios e eventos aos que ir no tempo libre.

Na segunda parte imos tratar os seguintes contidos:

- O pasado simple de verbos regulares e irregulares.
- Vocabulario de verbos que indican accións normalmente realizadas ao longo da vida.

Na terceira parte trataremos aspectos socioculturais de países de fala inglesa. Nesta unidade veremos “*New Year’s Resolutions*” and “*Chinese New Year*”.

## 1.2 Coñecementos previos

Necesitará saber e repasar:

- As partículas interrogativas.
- Vocabulario dos días da semana e as horas.
- Vocabulario da unidade 9 de actividades de tempo libre.

## 1.3 Suxestións para a motivación e o estudo

Recoméndase marcar un ritmo de estudo de unidade por mes e de cada parte da unidade por quincenas, deixando a terceira parte de contido sociocultural para o final.

Recoméndase a asistencia á clase para reforzar as explicacións gramaticais e os exercicios orais.

## 1.4 Orientacións para a programación temporal

Cada módulo ten unha duración cuatrimestral e consta de catro unidades. Xa que logo, cada unidade tería unha duración aproximada dun mes.












## 2. Secuencia de contidos e actividades

### 2.1 Talking about your last weekend

#### 2.1.1 Vocabulary: places and events to go

Look at the pictures. How often do you go to these places? *Mire os debuxos. Con que frecuencia vai a estes sitios?*

- Ex: *I never go to theatre plays. / I usually go to the cinema. / I sometimes go to a pub.*

PLACES TO GO					
					
THEATRE Teatro	CINEMA Cine	MUSEUM Museo	ART GALLERY Galería de arte	FOOTBALL MATCH Partido de fútbol	SHOPPING CENTRE Centro comercial
					
THEME PARK Parque temático	ZOO Zoo	STREET MARKET Feira	BEACH Praia	PUB/ DISCO Pub / Disco	SPA Balneario

### Secuencia de actividades

- S1. Work with a partner. Ask and answer about the places. Use the questions and start a short conversation. *Traballe cunha persoa da clase. Pregunte e responda sobre os sitios. Use as preguntas e comece unha breve conversa.*

	YOUR ANSWERS	YOUR PARTNER'S ANSWERS
Do you ever go to...?		
What's your favourite...?		
How often do you go to ...?		
Who do you usually go with?		
Where do you usually go at weekends?		

- *Do you ever go to a football match?*
- *Yes, I do. I love football. Do you?*
- *No, I don't. I don't like football. I prefer tennis. Who do you usually go with?*
- *With my son. We usually go to Vigo to see our favourite team, Celta.*
- *Sounds good!*

S2. What other “places to go” do you know? Write about yourself completing the sentences with places. *Que outros sitios para ir coñece? Escriba sobre si mesmo completando con sitios aos que vai ou non vai.*

1. I often go to \_\_\_\_\_.
2. I never go to \_\_\_\_\_.
3. I sometimes go to \_\_\_\_\_.
4. I like going to \_\_\_\_\_.
5. I don't like going to \_\_\_\_\_.
6. I prefer going to \_\_\_\_\_.
7. I hate going to \_\_\_\_\_.
8. I usually go to \_\_\_\_\_ when I'm on holiday.
9. I usually go to \_\_\_\_\_ at the weekend.

S3. Work with a partner. Ask and answer questions. *Traballe en parella. Pregunte e responda as preguntas.*

<i>When was the last time you were...?</i>	<i>YOUR ANSWERS</i>	<i>YOUR PARTNER'S ANSWERS</i>
At the cinema?	Two weeks ago	Last weekend
At the beach?		
At the zoo?		
At a night party birthday?		
At an Italian restaurant?		
At a BBQ? (BARBECUE)		
At a theatre play?		
At a museum?		

S4. Look at the pictures. They are different events people can go in their leisure time. Can you name them in English? Write the names you know. *Observe os debuxos. Son eventos aos que a xente pode ir no seu tempo de lecer. Sabe o seu nome en inglés?*

			
1.	2.	3.	4.
			
5.	6.	7.	8.

S5. Now read and match the names with the pictures. *Agora lea e una os nomes cos debuxos.*

PRIVATE DINNER BY A CHEF Cea privada con chef	PUB QUIZ Concurso de preguntas nun bar	RACE Carreira	STAND-UP COMEDY Monólogo cómico
COOKING SHOW Exhibición de cociña	CARDS CONTEST Concurso de cartas	LIVE MUSIC CONCERT Música en directo	CONCERT Concerto

Finally ask and answer with a partner about the events. Follow the pattern.

*Finalmente, cunha persoa da clase pregunte e responda sobre os eventos.*

- *Have you ever been to ...?*
- *No, I haven't.*
- *Yes, I was at a cooking show last week. It was great!*
- *I've never been to a ...but it looks exciting/ interesting/ amusing...*
- *Would you like to go to a...?*
- *Yes, I'd love to.*

*I don't know but, I'd like to try it.*

*I don't mind it.*

*No, I can't stand it. I think it's boring/ dangerous...*

*No, I don't like cooking/ playing cards...*

## 2.1.2 Grammar

Verb to be: past tense

AFFIRMATIVE		NEGATIVE		INTERROGATIVE	
I	was	I	was not	Was I...?	Yes, I was/ No, I wasn't
You	were	You	were not	Were you...?	Yes, you were/ No, you weren't
He		He			
She	was	She	was not	he	Yes, he/she/it was
It		It		Was she...?	No, he/ she/ it wasn't
				it	
We		We		we	
You	were	You	were not	Were you...?	Yes, we / you / they were
They		They		they	No, we / you / they weren't
		Full form		Full form	Short form

- **En afirmativa:** manter a concordancia do suxeito coa forma correcta: *was / were*.
  - *I **was** very happy when I lived in Santiago.*
  - ***They were** friends in Santiago.*
- **En negativa:** manter a concordancia de suxeito + *wasn't / weren't*
  - *I **wasn't** very happy when I lived in Santiago.*
  - ***They were** friends in Santiago.*
- **En interrogativa:** manter a orde da interrogativa.

- *Where were they yesterday at 9.30?*
- *Were they friends in the past?*

negativa: No, pronome + *wasn't* / *weren't*

*No, she wasn't.*

*No, they weren't*

WERE YOU...?	AFFIRMATIVE	NEGATIVE
1. She / at home yesterday.	She was at home yesterday	She wasn't at home yesterday
2. We / at the beach last weekend.		
3. I / a football match on Saturday.		
4. My mum / at work last week.		
5. My sister and I / at a concert.		
6. You and I / at the cinema yesterday.		
7. My daughter / at the zoo in summer.		
8. My friends and I / at a party on Friday night.		
9. You / at that restaurant last week.		
10. He / in Vigo yesterday.		


- S7. Complete the sentences with *was / were* or *wasn't / weren't*. Complete *con was / were* o *con wasn't / weren't*.

1. Last month I ..... in Liverpool.
2. What ..... the weather like?
3. We ..... (not) very happy because it was raining.
4. Why ..... you so tired last Friday?
5. His parents ..... very angry with their son.
6. What time ..... the concert?
7. When she ..... a child, she ..... (not) afraid of mice.
8. It ..... (not) very cheap.
9. How much ..... your new car?
10. Peter and Sue ..... (not) at home when the phone rang.

- S8. Four people are talking about where they were last weekend. Complete the texts with *was* or *were* in the affirmative or negative form. *Catro persoas están falando sobre o que fixeron a fin de semana pasada. Complete os textos con was ou were en forma afirmativa ou negativa.*

1. We ..... at the theatre last night. The play ..... great and the actors ..... very good, too, but it ..... very hot in the theatre. Then, we ..... out for a meal to the city center. It ..... a nice night.	2. I ..... at a music festival last weekend. It ..... OK but the weather ..... very good. It ..... cold and windy. My neighbour, Yaiza, ..... there, too. She ..... with some friends. They ..... at Iria's house. After the concert, we ..... having dinner together. It ..... a nice weekend.
3. My husband and I ..... out last night. We ..... at the new Mexican restaurant. The food ..... excellent and the waiters ..... very friendly. It ..... my husband's birthday and they sang "Happy Birthday" to him and gave us a free dessert. It ..... great!	4. I ..... at home last weekend. My husband ..... at a conference in Santiago and my two sons ..... at a football match in Vigo. My daughter ..... ill so I couldn't go out. It ..... so boring!

- S9. Now it's your turn. Where were you last weekend? *Agora tócalle a vostede. Onde estivo a fin de semana pasada?*

<hr/> <hr/> <hr/> <hr/> <hr/>	
-------------------------------	---



S10. Write the sentences in the right order to make interrogative sentences and then give your own answers.

1. the was yesterday? good weather	Was the weather good yesterday?	Yes, it was / No, it wasn't
2. your last at cinema weekend? friends were the		
3. Last old you year? How were		
4. Was of last friend London you month? in a		
5. o'clock? last in at 10 night you were bed		
6. This your late morning? was teacher		
7. Your expensive? very new trousers were		
8. You this why morning? late were		
9. Parents last where your Monday? were		
10. Was when birthday? your		

S11. Ask and answer questions with a partner. Give your own answers. *Pregunte e responda estas preguntas a outra persoa da clase. Dea a súas propias respostas.*



	QUESTIONS	ANSWERS
1. You / at home yesterday at 10 pm?	Were you at home yesterday at 10?	No, I wasn't. I was at the cinema.
2. You / out last Friday?		
3. You / at a football match on Saturday?		
4. The weather / good yesterday?		
5. You / at a party at the weekend?		
6. You and your family / at the cinema last week?		
7. Where / you / yesterday evening?		
8. Your friends and you / at a party on Friday night?		
9. You / at that restaurant last week.		
10. You / away last weekend?		

## There was/ There were

- Úsase para describir unha escena ou un lugar no pasado, é dicir, para dicir o que había ou non había.
  - *There was a small shop just round the corner but there wasn't a cash machine.*
  - *There were two supermarkets in my street but there weren't any car parks near them.*
- Lembre na interrogativa manter a concordancia do verbo na resposta curta:
  - **Was there** a chemist's in your town? **Yes, there was** one at the end of the street.
  - **Were there** any pedestrian crossings? **No, there weren't.**

	AFFIRMATIVE	NEGATIVE	INTERROGATIVE	SHORT ANSWERS
SINGULAR	There was <b>a / an</b> ...	There wasn't <b>a / an</b> ...	Was there <b>a / an</b> ..?	Yes, there was No, there wasn't
PLURAL	There were <b>some</b> shops in this street	There weren't <b>any</b> shops in this street	Were there <b>any</b> shops in this street?	Yes, there were No, there weren't

S12. Read the text and complete with *was / were* in affirmative or negative. Lea o seguinte texto e complete con *was ou were* na forma afirmativa ou na negativa.

<p>Last Saturday it (1) _____ my birthday. There (2) _____ a fair in my town so we (3) _____ there to celebrate it. My friend Karen and I (4) _____ there, but Chris and Ben (5) _____ because they were at a football match. There (6) _____ many people there and we (7) _____ very happy. There (8) _____ not a ghost train, but there (9) _____ a big wheel. At night, there (10) _____ lots of lights. It (11) _____ great!</p>	
<p>After the fair, we went home to celebrate it. My parents (12) _____ at home and we (13) _____ four friends. My sister (14) _____ there because she (15) _____ at work that Saturday. This photo (16) _____ at the party. There (17) _____ many things to drink and drink. There (18) _____ a birthday cake and there (19) _____ some sandwiches. There (20) _____ any orange fruit but there (21) _____ bottles of cola and some tea to drink. There (22) _____ any beer. I love fruit and chocolate so there (23) _____ three pineapples and there (24) _____ a bar of chocolate. We did a chocolate fondue with pineapple! It (25) _____ delicious.</p>	

### 2.1.3 Reading and Writing

- S13. Have a look at the article from “Time Out London” webpage, where you can find the events and things to do in London. Then do the activities. *Lea o artigo da páxina web “Time Out London”, onde pode atopar eventos e cousas para facer en Londres.*

STAY UP TO DATE ON **TimeOut** **LONDON** ▾ EVENTS AND THINGS TO DO

IN LONDON TODAY, THIS WEEK OR THIS WEEKEND. WHETHER YOU'RE INTO LIVE MUSIC, FOOD AND WINE, SPORTS OR FAMILY-FRIENDLY ENTERTAINMENT, LONDON EVENTS OFFER NON-STOP FUN AND EXCITEMENT. SEARCH THE LONDON EVENTS CALENDAR BELOW OR EXPLORE ALL OF THE ANNUAL FESTIVALS AND SEASONAL EVENTS THAT TAKE PLACE THROUGHOUT THE YEAR.

## Where to watch the Super Bowl in London

Catch all the live action of the Super Bowl in London at these late-night screenings when it kicks off on February 5 2017

[Share](#) [Tweet](#) [G+](#) [ADD COMMENT](#) [LOVE IT](#) [SAVE IT](#)

By Time Out London Things To Do  
Posted: Tuesday January 31 2017



The Super Bowl is the biggest sports event of the year in America, and watching the game on TV is all part of the fun. So don't worry if you don't give a damn about sports – the Super Bowl is a fine excuse for a late night out in London, as it's being screened at around 11.30pm UK time on Sunday February 5 2017.

There are plenty of bars and pubs screening the Super Bowl around London, so find your perfect venue, grab a beer and settle in. The game should last around four hours, so get comfy and stay awake long enough to enjoy the half-time entertainment.

Don't know the rules? Fear not, just check Time Out's video of drunk American dudes 'explaining' the Super Bowl. You won't learn anything, but it's funny as hell.

And don't forget to check our guide to London events in February to keep you entertained over the month.

S14. Find the words or phrases in the text that mean... *Atope palabras ou frases no texto que signifiquen...*


1. Music played in front of an audience	
2. Are not interested in	
3. Projecting	
4. Place	
5. Comfortable	

S15. Are these statements true or false? *Son estas afirmacións verdadeiras ou falsas?*

1. You can only get information on that page about the events that are taking place in London during a week.	TRUE FALSE
2. The article recommends to watch The Super Bowl only if you like it.	TRUE FALSE
3. The article suggests return home early at night.	TRUE FALSE
4. You can't watch a video with The Super Bowl rules.	TRUE FALSE

## 2.1.4 Listening













S16. Listen to two people talking about their last weekend. Answer the questions. *Escoite dúas persoas falando do que fixeron a fin de semana. Responda as preguntas.*

1. Where was Mary last weekend?		
2. When was she at the cinema?		
3. Where was the cinema?		
4. What film did she see?		
5. Did Nikki know the film?		
6. Did Mary like it?		
7. How many stories will the monster tell the boy?		
8. Who were with Mary at the cinema?		
9. Why were Susan and her colleague in Santiago?		
10. Did they have dinner at the shopping center? Why or why not?		
11. Where were they for dinner?		

## 2.2 Talking about life events

### 2.2.1 Vocabulary

S17. Match the verbs and pictures. *Una os verbos cos debuxos.*

BE BORN	GET DIVORCED	MOVE (HOUSE)	TAKE AN EXAM	GET A JOB
HAVE CHILDREN	GO OUT WITH SOMEONE	GRADUATE	FALL IN LOVE	GET MARRIED
MEET YOUR FUTURE HUSBAND/WIFE	RETIRE	GROW UP	LOSE A JOB	
				
				
				

S18. Put the expressions in the table below. *Clasifique os verbos do exercicio anterior.*

General events	
Education	
Relationships	
Work	

S19. Can you think of more verbs to each category? Add them to the table. *Pode pensar en máis verbos de cada categoría? Engádaos á táboa de arriba.*

#### Possible answers

General events: live my childhood, die.

Education: Study a degree, do a vocational training course, get the graduate, pass / fail an exam, finish University.

Relationships: be widowed, break up with somebody.

Work: earn money, save money, start a company, be fired, lose a job.

S20. Classify the verbs from the previous exercises into regular and irregular and write the expression they go with. *Clasifique os verbos dos exercicios anteriores en regulares e irregulares e escriba a expresión que os acompaña.*

REGULAR "-ED"	IRREGULAR
Saved money	Was/were born in + year / place

S21. Choose the right verb in the past simple form to complete the sentences. *Escolle o verbo correcto en pasado simple para completar as oracións.*

1. I _____ in a village near Santiago.
2. When I was 15 I _____ in love with my first boyfriend.
3. My father _____ two years ago. He has a lot of hobbies now.
4. My grandmother _____ when I was 15.
5 I _____ my first job just when I _____ university.
6. I _____ out with my future husband for 7 years before we _____ married.
7. We _____ two children. They _____ born in Ourense.
8. When I _____ University I _____ hard and _____ my exams to work for A Consellería.
9. My family and I _____ to another town when my father _____ his job.

S22. Work with your partner. Ask and answers questions about your life, starting a short conversation. *Traballe con un compañeiro/a. Pregunte e responda cuestións sobre a súa vida, iniciando unha pequena conversa.*

- *Where were you born?*
- *I was born Ourense.*
- *When?*
- *In 1972.*
- *Were your parents born there too?*
- *Yes, my father was but my mother was born in Maceda.*
- *Where did you grow up?*
- *In Ourense.*
- *How long did you live there?*

<b>(Wh-) did you ...?</b>	<b>YOUR ANSWERS</b>	<b>YOUR PARTNER'S ANSWERS</b>
Grow up? <i>Ex. Where did you grow up?</i>	<i>I grew up in Ourense.</i>	He grew up in Silleda, a small village near Santiago.
Study Secondary Education?		
Go to University?		
Move house when you were a child?		
Get your first job?		
Meet your partner?		
Fall in love?		
Get married?		
Have children?		

## 2.2.2 Grammar: past simple

### Forma

AFFIRMATIVE	NEGATIVE	INTERROGATIVE	SHORT ANSWER
I You He She <b>worked*</b> It We You They	I You He She <b>didn't work</b> It We You They	I You He Did    She <b>work...?</b> It We You They	I You He She Yes, It    did    No, It    didn't We You They

#### ■ Afirmativa

Para formar o pasado, temos que distinguir dous tipos de verbos:

- **Verbos irregulares:** teñen o seu propio xeito para formar o pasado:

*go → went     have → had     eat → ate*

- **Verbos regulares:** o pasado fórmase engadindo a terminación “-ed” ao infinitivo sen “to” en todas as persoas.

*walk → walked    stop → stopped    dance → danced*

A terminación “-ed” segue as seguintes regras:

*SPELLING RULES regular ending “-ed” (Reglas ortográficas para a terminación en “-ed” do pasado de verbos regulares)				
1.	Regra xeral, engádese <b>-ed</b> ao infinitivo.	+ <b>ed</b>	work	worked
2.	Verbos que rematan en “-e”, engaden só o “-d”.	+ <b>d</b>	dance	danced
3.	Verbos rematados en <b>consoante + -y</b> . Múdase -y por -i e engádese <b>-ed</b> .	<b>y → -ied</b>	study	studied
4.	Verbos rematados en <b>sílaba tónica e en consoante + vocal + consoante</b> , dobran a última consoante.	<b>Double consonant</b>	stop	stopped

#### ■ Negativa

Para negar no pasado úsase o auxiliar de pasado **DIDN'T + INFINITIVO**

- *I worked late yesterday → I didn't **work** late yesterday*

Fíxese ben cando use o pasado simple en negativa, porque o erro máis común é usar o verbo en pasado:

- *I didn't ~~worked~~ late yesterday.*

- Interrogativa

Para preguntar en pasado hai que seguir a orde da interrogativa en inglés:

***Partícula interrogativa+ auxiliar+ sujeto + verbo***

O auxiliar de pasado é *did* e o verbo vai en infinitivo.

**( WH- ) Question + did + Sujeto+ infinitivo..?**

– *What did you do yesterday?*

– *Where did he go on holiday?*

Para a resposta curta, aplícanse sempre as mesmas regras que para o resto dos verbos: preguntamos co auxiliar *did* e respóndese co pronome e coa forma do verbo en concordancia con *Yes* ou *No*.

– ***Did** Mildred work at home yesterday? **Yes**, she **did**.*

– ***Did** you go on a business trip last week? **No**, I **didn't**.*

### Usos

Usamos o *past simple* para describir accións que sucederon nun momento específico do pasado, por exemplo, *yesterday* (onte) ou *last year* (o ano pasado).

– *I played football last Saturday. (Xoguei ao fútbol o sábado pasado)*

– *Yesterday we went to the beach. (Onte fomos á praia)*

### Expresións empregadas co pasado simple

- *Yesterday* (onte), *the day before yesterday* (antonte), *yesterday morning* (onte pola mañá).
- *Last week* (a semana pasada), *last Friday* (o venres pasado), *last month* (o mes pasado), *last year* (o ano pasado), *last summer* (o verán pasado).
- *Two days ago* (hai dous días), *four months ago* (hai catro meses), *three years ago* (hai tres anos).
- *In 1999* (en 1999), *when I was a child* (cando eu era neno/a).



## Secuencia de actividades

S23. Complete the following chart with the “-ed” ending and write the meaning.  
*Complete o seguinte cadro coa terminación “-ed” e escriba o significado dos verbos.*

INFINITIVE	PAST TENSE	MEANING
1. Play		
2. Work		
3. Start		
4. Finish		
5. Cook		
6. Watch		
7. Listen		
8. Arrive		
9. Close		
10. Live		
11. Paint		
12. Try		
13. Chat		
14. Wait		
15. Want		

S24. Choose the verb to complete the sentences with the regular past ending. *Escolle o verbo para completar as oracións coa terminación regular do pasado.*

1. We really _____ the concert last night. It was great!	Play Enjoy Listen Talk Phone Stop Walk Travel Like Stay
2. She _____ with friends in Brighton last summer.	
3. Italy _____ very well in the last World Cup.	
4. Her parents _____ by train from Kiev to Moscow.	
5. I _____ you four times last night but you were sleeping.	
6. We _____ along the beach yesterday. It was lovely.	
7. She _____ the film but she didn't like the main hero.	
8. The men _____ work at six o'clock.	
9. I _____ to the new Shakira's album yesterday. It's great.	
10. They _____ to us about their trip to India. It was very interesting.	

- S25. Choose the verb to complete the sentences with the regular past ending .Then write them in the negative form. *Escolla o verbo para completar as oracións coa terminación regular do pasado. Despois pónaas en forma negativa.*

Repair-walk-enjoy-live-marry-finish-study-clean-work-want		
	AFFIRMATIVE	NEGATIVE
1. Joey / Meg last month.	Joey married Meg last month.	Joey didn't marry Meg last month.
2. Peter / to come to the party.		
3. She / for an hour.		
4. My mum / hard last week.		
5. My wife / Maths at University.		
6. My daughter / her shoes one hour ago.		
7. Paul / in London last year.		
8. My friends and I / a lot in your party.		
9. The football match / very late last weekend.		
10. Last summer my husband / his old car.		

- S26. First complete the text using the past tense of the regular verbs in brackets. Then make questions for each verb. *Primeiro complete o texto usando o pasado dos verbos regulares que aparecen entre parénteses. Despois faga preguntas para cada verbo cuxa resposta sexa o subliñado.*

MY LAST WEEKEND	
<p>My sister and her husband were in our town for a visit last weekend. They (1) ..... (not stay) at our flat – they (2) ..... (stay) <u>in a hotel</u> in the centre of town. Their room was nice, but <u>my sister</u> (3) ..... (not like) the food.</p> <p>She (4) ..... (visit) us <u>on Saturday</u>, and <u>she and mum</u> (5) ..... (talk) <u>all afternoon and went shopping</u>. My brother-in-law (6) ..... (not want) to go shopping, so he and I (7) ..... (walk) <u>to the stadium</u> to watch the football match.</p> <p>But <u>we</u> (8) ..... (not have) a very good time because our team (9) ..... (not play) <u>well</u> and <u>at 3.30</u> it (10) ..... (start) to rain.</p> <p>On Sunday it was raining all the morning and after lunch they drove back home.</p>	1. Did they stay at our flat?
	2. Where did they stay in?
	3.
	4.
	5.
	6.
	7.
	8.
	9.
	10.

S27. Translate the infinitives and then match the infinitive and the irregular past form of the verbs. *Traduza os infinitivos e despois una o infinitivo e o pasado irregular dos verbos.*

INFINITIVE	MEANING
1. do	
2. know	
3. eat	
4. teach	
5. find	
6. write	
7. make	
8. understand	
9. see	
10. sleep	

PAST
a. found
b. understood
c. made
d. saw
e. taught
f. did
g. wrote
h. slept
i. ate
j. knew

S28. Choose the right verb from the previous exercise to complete the sentences. Then write them in the negative form. *Escolla o verbo correcto do exercicio S27 para completar as oracións. Despois póñaas na forma negativa.*

1. Bob <u>did</u> the cleaning two hours ago...	but he <u>didn't do</u> the living-room.
2. I _____ Chris well at university...	but I _____ Angela.
3. Tess _____ a nice meal...	but she _____ a cake for us.
4. Rita _____ a wallet last week ...	but she _____ any money in it.
5. Miguel _____ the question...	but he _____ the answer.
6. The baby _____ her breakfast...	but she _____ her lunch.
7. John _____ to Aunt Loly...	but he _____ to uncle Manolo.
8. Mrs Smith _____ us Maths last year...	but she _____ us geometry.
9. Lesley _____ Harry Potter 5 last year...	but she _____ Harry Potter 6.
10. I _____ well yesterday...	but I _____ well the day before.

S29. Complete the crossword with the past tense of the verbs. *Complete o encrucillado co pasado dos verbos.*

	Across ⇨	
	1. Drink	3. Begin
	5. Bring	6. Come
	7. Feel	9. Hear
	10. Hurt	11. Give
	12. Do	13. Cut
	Down ⇩	
	2. Eat	3. Break
	4. Go	5. Buy
	7. Find	8. Drive
	10. Have	11. Get

S30. Translate the verbs from the previous exercise and make sentences in the past tense. *Traduzca os verbos do exercicio anterior e faga oracións en pasado.*

1. Drink- beber	I drank a cup of coffee yesterday evening and I couldn't sleep at night.
2. Eat-	
3. Break- Begin-	
4. Go-	
5. Buy- Bring-	
6. Come-	
7. Feel- Find-	
8. Drive-	
9. Hear-	
10. Hurt- Have-	
11. Give- Get-	
12. Do-	
13. Cut-	

S31. Number the past time expressions 1-10. *Numere as expresións de tempo do 1-10.*

1. Five minutes ago	Last night
2.	Last month
3.	Three days ago
4.	<del>Five minutes ago</del>
5.	Last week
6.	Last summer
7.	The day before yesterday
8.	A year ago
9.	Yesterday morning
10.	In 2015

S32. Look at the questionnaire below. Tell your partner true sentences with the past time expressions. Ask for more information. *Obseve as preguntas de abaixo. Dígalle a outra persoa da clase oracións verdadeiras sobre vostede coas expresións de tempo pasado.*

When was the last time you..?		
	YOUR PARTNER'S NAME	ADDITIONAL INFORMATION
Cried at the end of a film.		
Travelled by plane.		
Started a new hobby.		
Walked for more than 10 km.		
Booked tickets online.		
Played sport.		
Missed an English class.		
Watched a really good film.		
Danced.		







S33. Complete the following text using the past tense of the verbs in brackets. *Complete o texto usando o pasado dos verbos que aparecen entre parénteses.*

Ann's last holiday
<p>Anna's holiday _____ (be) great last summer. She _____ (stay) in a college in England for two weeks. She _____ (have) classes in the mornings and in the afternoons she _____ (do) some sports like swimming or tennis.</p> <p>In the evenings she often _____ (go) dancing or _____ (watch) films with her new friends.</p> <p>At weekends they _____ (drive) to some interesting places. Once they _____ (visit) Marwell Zoo where they _____ (see) some beautiful animals. Anna _____ (not like) the food at the college but that _____ (not be) a problem. She _____ (meet) a lot of people and _____ (learn) some English. All the students in her class _____ (be) sorry to go home. They all _____ (promise) to come back next summer.</p>





- S34. Complete this text with the right form of the past simple of the verbs in brackets and the food and drink. *Complete este texto coa forma correcta do verbo entre parénteses co alimento ou a bebida axeitada.*



## On a diet

Yesterday \_\_\_\_\_ (it / be) the first day of Peter's diet. \_\_\_\_\_ (he / decide) to go on a diet because \_\_\_\_\_ (he / believe) \_\_\_\_\_ (he / be) too fat.

What \_\_\_\_\_ (he / have) yesterday? For breakfast, \_\_\_\_\_ (he / eat) non-sugar \_\_\_\_\_ , an \_\_\_\_\_  and \_\_\_\_\_ (he / drink) a cup of \_\_\_\_\_ . And what \_\_\_\_\_ (he / eat) for breakfast before the diet? \_\_\_\_\_ , \_\_\_\_\_  and \_\_\_\_\_ .

But... \_\_\_\_\_ (he / be) very hungry and \_\_\_\_\_ (he / need) something to eat, but \_\_\_\_\_ (he / not take) anything.

\_\_\_\_\_ (it / be) lunch time, and... where \_\_\_\_\_ (Peter / go)? \_\_\_\_\_ (he / go) to a fast-food restaurant with his colleagues. \_\_\_\_\_ (his friend Sarah / order) some \_\_\_\_\_ , \_\_\_\_\_ (Mike / want) to eat a \_\_\_\_\_  and \_\_\_\_\_ (Dean / begin) with a \_\_\_\_\_ . \_\_\_\_\_ (Peter / become) sad because \_\_\_\_\_ (he / want) to eat something tasty. However, \_\_\_\_\_ (Peter / not break) the rules and \_\_\_\_\_ (he / buy) some \_\_\_\_\_  at a near supermarket.

For dinner, \_\_\_\_\_ (he / eat) some \_\_\_\_\_  and a little bit of \_\_\_\_\_ .

At night \_\_\_\_\_ (Peter / talk) to a friend and suddenly \_\_\_\_\_ (he / feel) fabulous because \_\_\_\_\_ (he / comment) him that \_\_\_\_\_ (the first day of a diet / be) the worst and \_\_\_\_\_ (he / go) through it quite well.

- S35. Complete the questions and the short answers. Use the words in brackets. *Complete as preguntas e respostas curtas. Use as palabras que están entre parénteses.*

A (you / away) \_\_\_\_\_ last week?

B (Yes) \_\_\_\_\_ I was in Salamanca.

A Oh? you / there) \_\_\_\_\_ on business?

B (No) \_\_\_\_\_. I was at my brother's wedding.

A Really? (he / marry) \_\_\_\_\_ a girl from Salamanca?

B (Yes) \_\_\_\_\_. Her name's Patricia and her family is from Zamora.

A (they/meet) \_\_\_\_\_ in Salamanca?

B (Yes) \_\_\_\_\_.

A (How / they / meet) \_\_\_\_\_?


B My brother studied Journalism there.

A (Patricia / a student) \_\_\_\_\_ there, too?


B (No) \_\_\_\_\_. She was a waitress. They met in a restaurant.

A How nice! (you / have) \_\_\_\_\_ a good time?

B (Yes) \_\_\_\_\_. I really enjoyed it.



- S36. Angela and Chris were away last weekend and the children had a list of jobs to do. They did some of them, but not all. Angela is checking what they did. Write her questions and the answers with a past time expression. *Angela e Chris estiveron fóra da cidade a fin de semana e os seus fillos tiñan unha lista de cousas que facer. Fixeron algunhas cousas, pero non todas. Angela está comprobando o que fixeron.*

THINGS TO DO	
<p>Greg Tidy the living-room    ✓ Wash the dishes    ✓ Make the beds    ×</p> <p>Alex Water the plants    ✓ Cook the meals    × Do the washing    ✓</p> <p>Vicky Do the shopping    × Take the dog for a walk    ✓ Do your homework    ✓</p>	
<p>1. Did you tidy the room, Greg? Yes, I did. I tidied it on Sunday.</p> <p>2. _____</p> <p>3. _____</p> <p>4. _____</p> <p>5. _____</p> <p>6. _____</p> <p>7. _____</p> <p>8. _____</p>	

- S37. Make questions for the following answers. *Faga preguntas para as seguintes respostas.*

	PAST SIMPLE
1. Your sister and her husband travelled <u>to Cuba</u> last December.	<i>Where did they travel in December?</i>
2. The restaurant opened <u>at nine o'clock</u> .	
3. Bob cooked <u>chicken curry</u> for dinner yesterday.	
4. John hated <u>spicy food</u> when he was a child.	
5. Yes, I did. (I studied English).	
6. She studied hard <u>last weekend</u> .	
7. We went out for a meal <u>with my parents</u> .	
8. He went back home <u>by taxi</u> after dinner.	

- S38. Stand up and move around the class. Ask *Did you...yesterday?* questions with the verb phrases below. When somebody answers *Yes, I did*, write their name and ask for more information. *Érgase e móvase pola clase preguntando Onte...? usando as frases de abaixo. Cando alguén responda que si, escriba o seu nome e pregúntelle máis cousas.*

Yesterday Find someone who		
DID YOU...?	YOUR PARTNER'S NAME	ADDITIONAL INFORMATION
Chatted online		
Watched TV		
Cooked dinner		
Listened to the radio		
Went shopping		
Studied/worked until late		
Played a computer game		
Got up before 7am		
Wrote an email		

### Lista de verbos irregulares

Infinitivo	Pasado simple	Tradución	Infinitivo	Pasado simple	Tradución
<i>be</i>	<i>was/were</i>	ser, estar	<i>feed</i>	<i>fed</i>	alimentar
<i>become</i>	<i>became</i>	converterse	<i>feel</i>	<i>felt</i>	sentir
<i>begin</i>	<i>began</i>	comezar	<i>fight</i>	<i>fought</i>	loitar
<i>break</i>	<i>broke</i>	romper	<i>find</i>	<i>found</i>	atopar
<i>bring</i>	<i>brought</i>	traer	<i>fly</i>	<i>flew</i>	voar
<i>build</i>	<i>built</i>	construír	<i>forget</i>	<i>forgot</i>	esquecerse
<i>buy</i>	<i>bought</i>	comprar	<i>get</i>	<i>got</i>	obter
<i>come</i>	<i>came</i>	vir	<i>give</i>	<i>gave</i>	dar
<i>cost</i>	<i>cost</i>	custar	<i>go</i>	<i>went</i>	ir
<i>cut</i>	<i>cut</i>	cortar	<i>grow</i>	<i>grew</i>	cultivar, crecer
<i>do</i>	<i>did</i>	facer	<i>have</i>	<i>had</i>	ter
<i>draw</i>	<i>drew</i>	debuxar	<i>hear</i>	<i>heard</i>	oír
<i>drink</i>	<i>drank</i>	beber	<i>hide</i>	<i>hid</i>	esconder(se)
<i>drive</i>	<i>drove</i>	conducir	<i>hit</i>	<i>hit</i>	golpear
<i>eat</i>	<i>ate</i>	comer	<i>hurt</i>	<i>hurt</i>	doer
<i>fall</i>	<i>fell</i>	caer	<i>keep</i>	<i>kept</i>	manter



### 2.2.3 Reading

S39. Read about Michael Jackson's biography and answer the questions. *Lea sobre a biografía de Michael Jackson e responde as preguntas.*

American superstar Michael Jackson was born in Gary, Indiana, on August 29, 1958 to a large African-American working class family. His mother Katherine Jackson was a homemaker and his father, who left his aspirations as guitarist worked as a crane operator. He believed in his sons' talent, he formed a musical group in the early 1960s. At first, the Jackson Family performers consisted of Michael's older brothers, Tito, Jermaine and Jackie. Michael joined his siblings when he was 5 years old. His older brother Marlon also became a member of the group, which evolved into the Jackson 5.

Michael and his brothers moved to Los Angeles and the Jackson 5 was introduced to the music industry at a special event in August 1969.

Their first album, *Diana Ross Presents the Jackson 5*, hit the charts in December 1969, with its single, "I Want You Back," reaching No. 1 on the *Billboard* Hot 100 chart shortly afterward.

A musical prodigy, Michael soon became the dominant voice and focus of The Jackson 5. They sang songs like "I Want You Back," "ABC," and "Never Can Say Goodbye. Solo success for Michael was inevitable, and by the 1980s, he became much more popular than his brotherly group. He sold millions of records, culminating in the biggest-selling album of all time, "Thriller" in 1982.

He married Lisa Marie Presley, Elvis Presley's daughter and they got a divorce a few months later. He had three children with his second wife.

Michael died on June 25, 2009, at age 50, just as he was coming out of a four-year reclusive period and rehearsing for a sold-out London concert "comeback" in July.

Michael Jackson, called the "King of Pop", and his contributions to music, dance, and fashion along with his publicized personal life made him a global figure in popular culture for over four decades.



1. Who was Michael Jackson?
2. Where was he born?
3. When was he born?
4. What did his parents do for a living?
5. What was the name of his first group?
6. What was the biggest selling album of all times?
7. Who did he marry?
8. How many children did he have?
9. When did he die?
10. How is he called?

## 2.2.4 Listening and writing

S40. Listen to Nikki talking about her mother's life and how her parents met. Answer the questions. *Escoite a Nikki falando sobre a vida da sua nai e como se coñeceron os seus pais. Responda as preguntas.*

1. When was Nikki's mother born?
2. Where did her mother grow up?
3. What was Anne's father's job?
4. Did Anne study at University? Where?
5. Why did Anne go to Cardiff?
6. How long did she work as a Spanish teacher?
7. Where did Nikki's parents meet?
8. What was Nikki's father doing when they met again?
9. When did they get married?
10. Did they get divorced?

How did my parents met?



Go to the solution of the exercise and read the script of the listening. Write a short text talking about how you and your partner met.

I was born in \_\_\_\_\_ in \_\_\_\_\_. I grew up in \_\_\_\_\_. My father worked \_\_\_\_\_ and my mother \_\_\_\_\_. I studied \_\_\_\_\_

At the end of school, I \_\_\_\_\_. I got my first job in \_\_\_\_\_ I worked \_\_\_\_\_ for \_\_\_\_\_ years.

I met my husband/wife in \_\_\_\_\_ in \_\_\_\_\_. He worked in \_\_\_\_\_

We were \_\_\_\_\_ We went out

for \_\_\_\_\_ years and we got married in \_\_\_\_\_. We had \_\_\_\_\_ children.

## 2.3 Sociocultural aspects. Festivals and festivities

### 2.3.1 Chinese New Year

S41. Read and answer the questions. *Lea e responde as preguntas.*

#### Chinese New Year

Chinese New Year is the most important of the Chinese holiday and it is also called the Lunar New Year.

As the Chinese use the Lunar calendar for their festivals, the date of Chinese New Year changes from year to year. On the Chinese calendar every month begins with the new moon so the date corresponds to the new moon (black moon) in either late January or February.

Chinese New Year's Day begins on the first day of the first lunar month and ends on the 15th day that is the date of the full moon. The first day of the Chinese New Year is when Chinese people welcome the different gods to their homes. There are many superstitions on this day. Many people believe that not eating meat will bring them a long life. Others believe it is bad luck to light fires so many people cook the day before. Other bad luck things to do on New Year's Day is getting a haircut, sweeping the floor and buying books.

The most important thing to do on this day is to visit and enjoy a big meal with your family. On New Year's Day all Chinese children wear new clothes with bright colours. Children like this day because they get the traditional New Year's gift called "Lai see" (lucky money). Children's older relatives put the money into bright red and gold envelopes. Red is a traditional colour for festivals, celebrations, weddings and birthdays.

It is a very festive time. People hang red lanterns from their houses and cook all kinds of traditional food. It is also very noisy as people let off firecrackers and fireworks in the street to celebrate.



Sources: <http://www.wikipedia.org/>, [www.topmarks.co.uk/](http://www.topmarks.co.uk/) and <https://esl.holiday.lessons.com>

#### Chinese Calendar

The Chinese calendar is different from that used in the United Kingdom. It is made up of a cycle of twelve years, each of them being named after an animal.

These animals are the rat, ox, tiger, rabbit, dragon, snake, horse, ram, monkey, rooster, dog and pig. This is very like our signs of the zodiac. Some people believe that people born in a particular year such as the year of the Dog will have some of the characteristics of that animal.

##### The Year of the Rooster

The Chinese New Year of the Rooster began on 28 January 2017. It is year 4715 on the Chinese Calendar.

The date of Chinese New Year varies each year and the next will be on 16 February 2018, when it will be the Year of the Dog.



What year are we now?

Click

<http://www.apples4theteacher.com/holidays/chinese-new-year/when-is-chinese-new-year.html> to find out what year it is.

What animal are you?

Click

<http://www.topmarks.co.uk/ChineseNewYear/Zodiac> to find out what animal you are on the Chinese calendar.

Are these sentences true or false?

1. On Chinese New Year's Day is an important festivity but people work on that day.
2. Every month starts with the full moon.
3. Celebrations last for fifteen days.
4. Every year has an animal's name.
5. Parents give money to children on New Year's Day.

### 3. Actividades de autoavaliación

Nesta páxina atopará uns cadrados con distintos tipos de actividades (completar oracións, facer e responder preguntas, traducir, nomear termos de vocabulario...)

Utilizarao como exercicio de autoavaliación e repaso para comprobar se afianzou de forma correcta os contidos do tema.

Se está na clase, pode repasar de forma lúdica. Unha vez cortados os cadrados e colocados nunha morea sobre a mesa, en grupos e por quendas, collerán unha ficha e irán respondendo as preguntas. Se a resposta é correcta, o grupo gañará un punto.

Se está na casa, responda as preguntas unha por unha e comprobe a resposta correcta no solucionario ou enviándollas ao seu titor/a.

WHAT TIME DID YOU GO TO BED LAST NIGHT?	ARE YOU MARRIED? WHERE DID YOU MEET YOUR HUSBAND / WIFE?	WHAT DID YOU EAT FOR BREAKFAST YESTERDAY?	WHEN DID YOU GET YOUR FIRST JOB?	WHEN WERE YOU BORN?
WHEN DID YOU FALL IN FALL FOR THE FIRST TIME?	WHAT FOOD DID YOU HATE WHEN YOU WERE YOUNGER?	DID YOU TEXT SOMEONE TODAY? WHO?	WHAT DID YOU DO FOR YOUR LAST BIRTHDAY?	WHERE DID YOU SPEND NEW YEAR'S EVE LAST YEAR?
HOW DID YOU COME TO SCHOOL?	DID YOU DO THE SHOPPING YESTERDAY? WHAT DID YOU BUY?	WHERE DID YOU LIVE WHEN YOU WERE SIX YEARS OLD?	WHAT DID YOU WATCH ON TV YESTERDAY?	WHAT DID YOU DO LAST SUMMER?
WHERE WERE YOU YESTERDAY AT 10:00?	WHERE WERE YOU LAST SUNDAY AFTERNOON?	WHEN WAS THE LAST TIME YOU WERE AT A CONCERT?	WHEN WAS THE LAST TIME YOU WENT PARTYING?	WHERE DID YOU GROW UP?
NAME ACTIVITIES PEOPLE CAN DO IN THEIR FREE-TIME	NAME EVENTS PEOPLE CAN DO IN THEIR FREE-TIME	SAY THE INFINITIVE AND THE PAST SIMPLE OF THINGS YOU DID YESTERDAY	SAY THE PAST SIMPLE AND MAKE A SENTENCE. -Drink -Eat -Break	SAY THE PAST SIMPLE AND MAKE A SENTENCE. -Buy -Go -Give
SAY THE PAST SIMPLE AND MAKE A SENTENCE. -Draw -See -Make	SAY THE INFINITIVE OF: -Brought -Forgot -Drove	SAY THE INFINITIVE OF: -Fall -Build -Feel	SAY THE PAST SIMPLE AND MAKE A SENTENCE. -Meet -Wear -Have breakfast	SAY THE PAST SIMPLE AND MAKE A SENTENCE. - Like -Take -Get

## 4. Solucións das actividades propostas

---

S1. *Free activity.*

S2. *Free oral activity.*

S3. *Free activity.*

S4. *Free activity. See next exercise for answers.*

S5. 1. *Cooking show.*      2. *Race.*      3. *Cards contest.*      4. *Pub quiz.*  
5. *Concert.*      6. *Stand-up comedy.* 7. *Live music concert.* 8. *Private dinner by a chef.*

S6. 2. *Were / weren't.* 3. *Was / wasn't.*      4. *Was / wasn't.* 5. *Were / weren't.* 6. *Were / weren't.* 7. *Was / wasn't.* 8. *Were / weren't.* 9. *Were / weren't.* 10. *Was / wasn't.*

S7. 1. *Was.* 2. *Was.* 3. *Weren't.* 4. *Were.* 5. *Were.* 6. *Was.* 7. *Was / wasn't.* 8. *Wasn't.* 9. *Was.* 10. *Weren't.*

S8. 1. *Were / was / were / was / were / was.* 2. *Was / was / wasn't / was / was / was / were / were / was.* 3. *Were / were / was / were / was / was.* 4. *Was / was / were / was / was.*

S9. *Free activity.*

S10. 2. *Were your friends at the cinema last weekend? Yes, they were. No, they weren't.*

3. *How old were you last year? I was...*

4. *Was a friend of you in London last month? Yes, he / she was. No, he / she wasn't.*

5. *Were you in bed last night at 10 o'clock? Yes, I was. No, I wasn't.*

6. *Was your teacher late this morning? Yes, he / she was. No, he / she wasn't.*

7. *Were your new trousers very expensive? Yes, they were. No, they weren't.*

8. *Why were you late this morning? Yes, I was. No, I wasn't.*

9. Where were your parents last Monday? They were...

10. When was your birthday? It was...

S11. Free oral activity.

S12. 1. Was. 2. Was. 3. Were. 4. Were. 5. Weren't. 6. Were. 7. Were. 8. Was. 9. Was. 10. Were. 11. Was. 12. Were. 13. Were. 14. Wasn't. 15. Was. 16. Was. 17. Were. 18. Was. 19. Were. 20. Wasn't. 21. Were. 22. Wasn't. 23. Were. 24. Was. 25. Was.

S13. Reading.

S14. 1. Live music. 2. Give a damn about. 3. Screening. 4. Venue. 5. Comfy.

S15. 1. False. 2. False. 3. False. 4. False.

S16. 1. She was at the cinema. 2. She was on Friday night.

3. It was in the new shopping center. 4. She saw "A monster calls".

5. Yes, she did. 6. Yes, she did. 7. Three stories.

8. Her friend Susan and a colleague. 9. They were on a business trip.

10. No, they didn't because there were too many people.

11. They were at an Italian restaurant near the shopping center.

#### SCRIPT

**Nikki:** Hi, Mary! How was your weekend?

**Mary:** Hi, Nikki. It was nice.

**Nikki:** Were you out on Saturday?

**Mary:** Not on Saturday. On Friday night I was at the cinema.

**Nikki:** Oh, were you at the cinema of the new shopping center?

**Mary:** Yes, I was. It was full of people. It was quite stressful.

**Nikki:** What was the film?

**Mary:** It was "A Monster calls".

**Nikki:** Oh. I've heard a lot about that film. It received really positive reviews from critics, but did you like it? Was the film good?

**Mary:** Well, I really liked it. It was amazing but for me it was a very moving film.

**Nikki:** What was the story about?

**Mary:** Well, it tells the story of a child whose mother is terminally ill; one night, he is visited by a giant tree-like monster (Neeson), who tells him that he will come back each night and tell him three stories.

**Nikki:** Oh, I see. What a hard situation for a child. I can't see that kind of films. Were the actors good?

**Mary:** Yes, they were. I only remember the name of two of them, Sigourney Weaver, the boy's grandma and Liam Neeson who was the monster.

**Nikki:** Wasn't Felicity Jones the mother?

**Mary:** Yeah, you're right.

**Nikki:** Were you with your husband?

**Mary:** No, I wasn't. I was with my friend Susan and a colleague. They were on a business trip in Santiago so we spent the weekend together.

**Nikki:** Did you have dinner at the shopping center after the film?

**Mary:** No, we didn't. There were too many people. We were at the Italian restaurant which is near the shopping center. I love antipasto there! Well, what about you? What did you do last weekend? ...

- S17. 1. Be born. 2. Grow up. 3. Meet your future husband / wife.  
4. Take an exam. 5. Get a job. 6. Go out with someone. 7. Retire.  
8. Graduate. 9. Get divorced. 10. Have children. 11. Get married.  
12. Fall in love. 13. Move house. 14. Lose a job.

- S18. General events: be born, move house, have children, grow up.

Education: take an exam, graduate.

Relationships: get divorced, go out with someone, fall in love, get married, meet your future husband/wife.

Work: get a job, lose a job, retire.

- S19. Free answer.

- S20. Regular: moved house, graduated, lived my childhood, studied a degree, passed / failed an exam (suspender/aprobar un exámen), earned money (ganar dinero), saved money (ahorrar dinero), started a company, finished University, died, retired.

*Irregular: was/were born, was/were widowed, grew up, had children, took an exam, got a job, got married, got divorced, went out with someone, met your future husband/ wife, did a vocational course, was/were fired (ser despedido/a), broke up, lost a job, fell in love.*

- S21. 1. *Lived or grew up.* 2. *Fell.* 3. *Retired.* 4. *Died.*  
 5. *Got / left or finished.* 6. *Went / got.* 7. *Had / were.*  
 8. *Finished / studied / passed.* 9. *Moved / lost.*

S22. *Free activity.*

S23.

INFINITIVE	PAST TENSE	MEANING
1. Play	played	Xogar
2. Work	Worked	Traballar
3. Start	Started	Comezar
4. Finish	Finished	Acabar
5. Cook	Cooked	Cociñar
6. Watch	Watched	Ver
7. Listen	Listened	Escoitar
8. Arrive	Arrived	Chegar
9. Close	Closed	Cerrar/pechar
10. Live	Lived	Vivir
11. Paint	Painted	Pintar
12. Try	Tried	Intentar
13. Chat	Chatted	Charlar/leriar
14. Wait	Waited	Esperar
15. Want	Wanted	Querer

- S24. 1. *Enjoyed.* 2. *Stayed.* 3. *Played* 4. *Travelled.* 5. *Phoned.* 6. *Walked.* 7. *Liked.*  
 8. *Stopped.* 9. *Listened.* 10. *Talked.*

- S25. 2. *Peter wanted... / Peter didn't want...* 3. *She walked... / She didn't walk...*  
 4. *My mum worked... / My mum didn't work...*  
 5. *My wife studied... / My wife didn't study...*  
 6. *My daughter cleaned... / My daughter didn't clean...*  
 7. *Paul lived... / Paul didn't live...* 8. *We enjoyed... / We didn't enjoy...*  
 9. *It finished... / It didn't finish...* 10. *He repaired... / He didn't repair...*



- S26. 1. *Didn't stay.* 2. *Stayed.* 3. *Didn't like. Did my sister like the food?*  
 4. *Visited. When did she visit us?* 5. *Talked. What did they do?*  
 6. *Didn't want. What didn't my brother-in-law want to do?*  
 7. *Walked. Where did they walk to?* 8. *Didn't have. Did you have a good time?*  
 9. *Didn't play. How did their team play?*  
 10. *Started. What time did it start to rain?*
- S27. 1. *Hacer.* 2. *Conocer, saber.* 3. *Comer.* 4. *Enseñar.* 5. *Encontrar.* 6. *Escribir.* 7. *Hacer.* 8. *Entender.* 9. *Ver.* 10. *Dormir.*  
 1-f 2-j 3-l 4-e 5-a 6-g 7-c 8-b 9-d 10-h.
- S28. 2. *Knew / didn't know.* 3. *Made / didn't make.*  
 4. *Found / didn't find.* 5. *Understood / didn't understand.*  
 6. *Ate / didn't eat.* 7. *Wrote / didn't write.*  
 8. *Taught / didn't teach.* 9. *Saw / didn't see.* 10. *Slept / didn't sleep.*
- S29. *Across:* 1. *Drank* 3. *Began* 5. *Brought* 6. *Came* 7. *Felt* 9. *Heard* 10. *Hurt* 11. *Gave* 12. *Did* 13. *Cut Down:* 2. *Ate* 3. *Broke* 4. *Went* 5. *Bought* 7. *Found* 8. *Drove.* 10. *Had* 11. *Got.*
- S30. 2. *Comer.* 3. *Romper / empezar.* 4. *Ir* 5. *Comprar / traer.* 6. *Venir* 7. *Sentir / encontrar.* 8. *Conducir.* 9. *Oír.* 10. *Doler / tener.* 11. *Dar / conseguir.* 12. *Hacer.* 13. *Cortar.*
- S31. 2. *Last night.* 3. *Yesterday morning.* 4. *The day before yesterday* 5. *Three days ago.* 6. *Last week.* 7. *Last month.* 8. *Last summer.* 9. *A year ago.* 10. *In 2015.*
- S32. *Free activity.*
- S33. *Was / stayed / had / did / went / watched / drove / visited / saw / didn't like / wasn't / met / learnt / were / promised.*
- S34. *Yesterday it was the first day of Peter's diet. He decided to go on a diet because he believed he was too fat. What did he have yesterday? For breakfast, he ate non-sugar biscuits, an apple and he drank a cup of coffee. And what did he eat for breakfast before the diet? Eggs, bacon and bread. But... he was very hungry and he needed something to eat, but he didn't take anything. It was lunch time, and... Where did Peter go? He went to a fast-food*

restaurant with his colleagues. His friend Sarah ordered some pizza, Mike wanted to eat a hotdog and Dean began with a hamburger. Peter became sad because he wanted to eat something tasty. However, Peter didn't break the rules and he bought some lettuce / some salad at a near supermarket. For dinner, he ate some yoghurt and a little bit of cheese. At night Peter talked to a friend and suddenly he felt fabulous because he commented him that the first day of a diet was the worst and he went through it quite well.

S35. Were you away...? / Yes, I was. / Were you there...? / No, I wasn't. / Did he marry...? / Yes, he did. / Did they meet...? / Yes, they did. / How did they meet? / Was Patricia a student...? / No, she wasn't. / Did you have a good time? / Yes, I did.

S36. 2. Did you wash the dishes, Greg? Yes, I did.

3. Did you make the beds, Greg? No, I didn't.

4. Did you water the plants, Alex? Yes, I did.

5. Did you cook the meals, Alex? No, I didn't.

6. Did you do the washing, Alex? Yes, I did.

7. Did you do the shopping, Vicky? No, I didn't.

8. Did you take the dog for a walk, Vicky? Yes, I did.

9. Did you do your homework, Vicky? Yes, I did.

S37. 2. What time did the restaurant open?

3. What did Bob cook for dinner yesterday?

4. What did John hate?

5. Did you study English?

6. When did she study hard?

7. Who did you go out for a meal with?

8. How did he go back home after dinner?

S38. Free activity.

S39. 1. He was an American superstar. 2. He was born in Gary, Indiana.

3. He was born on August 29.

4. His mother was a homemaker and his father was a crane operator.

5. The Jacksons
6. Thriller.
7. He married Lisa Marie Presley.
8. He had three children.
9. He died on June 25, 2009.
- 10 He is called "The King of Pop".

S40. 1. She was born in Ourense in 1972.

2. She grew up in Santiago, A Coruña and Vigo.

3. He works in a bank.

4. Yes, she did. She studied at Santiago University.

5. She went to Cardiff to work and improve her English.

6. She worked as a Spanish teacher for two years.

7. They studied at the same High School.

8. He was playing cards.

9. They got married in 2001.

10. No, they didn't.

SCRIPT: Well, my mom, Anne, was born in Ourense in 1972, but she didn't grow up there. Her family moved house a lot, because her father, that's my grandfather, worked in a bank and had to work in different branches of the company. They lived in Santiago, A Coruña and Vigo. At the end of school, she took her GCSE examinations and went to University in Santiago to study English languages. She graduated in 1995 and moved to Cardiff to work and improve her English. She worked in a school for two years as a Spanish teacher. She got tired of living there, missed a lot her family so she decided to come back to Galicia. She studied hard to be a teacher and passed the exams to work for the Gallician Education Department in 1999.

How did my parents meet one another? Well, they studied at the same High School but they were in different courses because my mom is one year older than my father. So they already knew each other although they didn't meet since they finished school. They met again in October, 1999 at the bar that is near the school at Christmas. My dad and his friends were playing cards, he needed a partner, and my mom just happened to be sitting at the table next to the table with her friends, and she said yes, she did know how to play cards.

I'm not sure how long after they started dating and they got out for five years and they got married in 2001. They had two children, me and my brother Miguel. Today they are still happily married!

S41. 1. False. 2. False. 3. True. 4. True. 5. False.

## 5. Bibliografía e recursos

---

### Bibliografía

- Nigel Bwyne (2014): *English Comunicación y Sociedad*. MacMillan Profesional.
- Christina Latham-Koenig y Clive Oxenden. (2012): *English File Elementary 3<sup>rd</sup> Edition. Student's Book*. Oxford University Press.
- Tom Hutchinson (2007): *English for Life Pre-intermediate y Elementary. Student's Book*. Oxford University Press.
- Tom Hutchinson (2009): *English for Life Intermediate. Student's Book*. Oxford University Press.
- Peter Watcyn-Jones (1994) *Target Vocabulary 1*. Penguin English.
- Liz Driscoll with Glennis Pye (2005) *Vocabulary in practice 5*. Cambridge University Press.
- Glennis Pye (2003) *Vocabulary in practice 4*. Cambridge University Press.
- Miles Craven (2004) *Listening Extra*. Cambridge University Press.
- <http://www.atlanta.net/events/>
- <https://www.timeout.com/los-angeles/chinese-new-year>
- <http://www.imdb.com/name/nm0001391/bio>
- [https://en.islcollective.com/resources/printables/worksheets\\_doc\\_docx/michael\\_jackson\\_biography/past-simple-describing/17491](https://en.islcollective.com/resources/printables/worksheets_doc_docx/michael_jackson_biography/past-simple-describing/17491)

### Enlaces a Internet

Grammar and Vocabulary













- [http://www.english-hilfen.de/en/exercises\\_list/alle\\_grammar.htm](http://www.english-hilfen.de/en/exercises_list/alle_grammar.htm)
- <http://www.isabelperez.com/>
- <http://www.learnenglishfeelgood.com/esl-english-grammar-exercises.html>
- <http://www.perfect-english-grammar.com/grammar-exercises.html>
- <https://www.usingenglish.com/handouts/>
- <http://www.agendaweb.org/>

## Listening and Reading

- <http://www.dailyesl.com/>
- <http://www.breakingnewsenglish.com/>
- <http://www.ello.org/>
- <http://esl.about.com/od/englishlistening/>
- <http://www.esl-lab.com/>
- <https://fog.ccsf.edu/~lfried/stories/stories.html>
- <http://www.topics-mag.com/>

## 6. Anexo. Licenza de recursos

### Licenzas de recursos utilizados nesta unidade didáctica

RECURSO (1)	DATOS DO RECURSO (1)	RECURSO (2)	DATOS DO RECURSO (2)
 RECURSO 1	<ul style="list-style-type: none"> <li>Autoría: CC</li> <li>Licenza: uso comercial</li> <li>Procedencia: <a href="https://en.wikipedia.org">https://en.wikipedia.org</a> <a href="https://www.flickr.com">https://www.flickr.com</a> <a href="http://www.freestockphotos.biz/w">http://www.freestockphotos.biz/w</a> <a href="http://www.publicdomainpictures.net/">www.publicdomainpictures.net/</a> <a href="http://www.goodfreephotos.com/vector-images">www.goodfreephotos.com/vector-images</a> <a href="https://pixabay.com">https://pixabay.com</a></li> </ul>	 RECURSO 2	<ul style="list-style-type: none"> <li>Autoría: CC</li> <li>Licenza: uso comercial</li> <li>Procedencia: <a href="https://pixabay.com">https://pixabay.com</a></li> </ul>
 RECURSO 3	<ul style="list-style-type: none"> <li>Autoría: CC</li> <li>Licenza: uso comercial</li> <li>Procedencia: <a href="https://www.123rf.com/clipart-vector/moving_house.html">https://www.123rf.com/clipart-vector/moving_house.html</a></li> </ul>	 RECURSO 4	<ul style="list-style-type: none"> <li>Autoría: CC</li> <li>Licenza: uso comercial</li> <li>Procedencia: <a href="http://www.clipartkid.com">http://www.clipartkid.com</a></li> </ul>
 RECURSO 5	<ul style="list-style-type: none"> <li>Autoría: CC</li> <li>Licenza: uso comercial</li> <li>Procedencia: <a href="https://commons.wikimedia.org/wiki/File:Gym_wiki.jpg">https://commons.wikimedia.org/wiki/File:Gym_wiki.jpg</a></li> </ul>	 RECURSO 6	<ul style="list-style-type: none"> <li>Autoría: CC</li> <li>Licenza: uso comercial</li> <li>Procedencia: <a href="http://www.clipartkid.com">http://www.clipartkid.com</a></li> </ul>
 RECURSO 7	<ul style="list-style-type: none"> <li>Autoría: CC</li> <li>Licenza: uso comercial</li> <li>Procedencia: <a href="https://pixabay.com/">https://pixabay.com/</a></li> </ul>	 RECURSO 8	<ul style="list-style-type: none"> <li>Autoría: CC</li> <li>Licenza: uso comercial</li> <li>Procedencia: <a href="http://www.sharefaith.com/category/christian-graduation-clipart-and-images.html">http://www.sharefaith.com/category/christian-graduation-clipart-and-images.html</a></li> </ul>
 RECURSO 9	<ul style="list-style-type: none"> <li>Autoría: CC</li> <li>Licenza: uso comercial</li> <li>Procedencia: <a href="https://clipartfest.com/categories/view/653275cfc3ef6025464ac5cc1fde04a15e37339e/meet-new-people-clipart.html">https://clipartfest.com/categories/view/653275cfc3ef6025464ac5cc1fde04a15e37339e/meet-new-people-clipart.html</a></li> </ul>	 RECURSO 10	<ul style="list-style-type: none"> <li>Autoría: CC</li> <li>Licenza: uso comercial</li> <li>Procedencia: <a href="http://www.clipartbest.com/getting-married-clip-art">http://www.clipartbest.com/getting-married-clip-art</a></li> </ul>
 RECURSO 11	<ul style="list-style-type: none"> <li>Autoría: CC</li> <li>Licenza: uso comercial</li> <li>Procedencia: <a href="http://clipartall.com/clipart/10602-clipart-retirement.html">http://clipartall.com/clipart/10602-clipart-retirement.html</a></li> </ul>	 RECURSO 12	<ul style="list-style-type: none"> <li>Autoría: CC</li> <li>Licenza: uso comercial</li> <li>Procedencia: <a href="https://clipartfest.com/categories/view/0b304a34e8d44dd9729d3b4200fc400121e8b3fe/when-i-grow-up-clipart.html">https://clipartfest.com/categories/view/0b304a34e8d44dd9729d3b4200fc400121e8b3fe/when-i-grow-up-clipart.html</a></li> </ul>

RECURSO (1)	DATOS DO RECURSO (1)	RECURSO (2)	DATOS DO RECURSO (2)
 RECURSO 13	<ul style="list-style-type: none"> <li>Autoría: CC</li> <li>Licenza: uso comercial</li> <li>Procedencia: <a href="https://clipartfest.com/categories/view/fc2ee6ae1773c5e1a7279231af791e2cb22167bc/fall-in-love-clipart.html">https://clipartfest.com/categories/view/fc2ee6ae1773c5e1a7279231af791e2cb22167bc/fall-in-love-clipart.html</a></li> </ul>	 RECURSO 14	<ul style="list-style-type: none"> <li>Autoría: CC</li> <li>Licenza: uso comercial</li> <li>Procedencia: <a href="http://www.publicdomainpictures.net">www.publicdomainpictures.net</a></li> </ul>
 RECURSO 15	<ul style="list-style-type: none"> <li>Autoría: CC</li> <li>Licenza: uso comercial</li> <li>Procedencia: <a href="http://www.atlanta.net/events/">http://www.atlanta.net/events/</a></li> </ul>	 RECURSO 16	<ul style="list-style-type: none"> <li>Autoría: CC</li> <li>Licenza: uso comercial</li> <li>Procedencia: <a href="http://www.pixabay.com">www.pixabay.com</a></li> </ul>
 RECURSO 17	<ul style="list-style-type: none"> <li>Autoría: CC</li> <li>Licenza: uso comercial</li> <li>Procedencia: <a href="http://www.iescollective.com">www.iescollective.com</a></li> </ul>	 RECURSO 18	<ul style="list-style-type: none"> <li>Autoría: CC</li> <li>Licenza: uso comercial</li> <li>Procedencia: <a href="http://www.pixabay.com">www.pixabay.com</a></li> </ul>