



Ámbito de comunicación

Lengua inglesa

Educación a distancia semipresencial

Módulo 4

Unidad didáctica 16

Índice

1.	Introducción.....	¡Error! Marcador no definido.
1.1	Descripción de la unidad didáctica	3
1.2	Conocimientos previos	3
1.3	Sugerencias para la motivación y el estudio	3
1.4	Orientaciones para la programación temporal	3
2.	Secuencia de contenidos y actividades	4
2.1	Talking about travel	4
2.1.1	Vocabulary: travel.....	4
2.1.2	Grammar	6
2.1.3	Reading and writing.....	15
2.1.4	Listening	17
2.2	Travelling by air	18
2.2.1	Vocabulary: air travel.....	18
2.2.2	Grammar	20
2.2.3	Reading and speaking.....	22
2.2.4	Listening and speaking.....	23
2.3	Sociocultural aspects: festivals and festivities.....	25
2.3.1	Memorial Day	25
3.	Actividades de autoevaluación	26
4.	Solucionario de las actividades propuestas.....	27
5.	Bibliografía y recursos	32
6.	Anexo. Licencia de recursos.....	34

1. Introducción

1.1 Descripción de la unidad didáctica

En la primera parte de esta unidad vamos a tratar los siguientes contenidos:

- Distintas formas de expresar futuro en inglés.
- Vocabulario relacionado con viajar.

En la segunda parte vamos a tratar los siguientes contenidos:

- El contraste en el uso de *be going to* / *will* / *present continuous*.
- Vocabulario: viajar en avión.

En la tercera parte trataremos aspectos socioculturales de países de habla inglesa. En esta unidad veremos el “*Memorial Day*”.

1.2 Conocimientos previos

Necesitará saber y repasar:

- El presente del verbo *to be*.
- El presente continuo.
- El pasado simple.

1.3 Sugerencias para la motivación y el estudio

Se recomienda marcar un ritmo de estudio de una unidad por mes y de cada parte de la unidad por quincenas, dejando la tercera parte de contenido sociocultural para el final.

Se recomienda la asistencia a clase para reforzar las explicaciones gramaticales y los ejercicios orales.

1.4 Orientaciones para la programación temporal

Cada módulo tiene una duración cuatrimestral y consta de cuatro unidades. Por lo tanto, cada unidad tendría una duración aproximada de un mes.

2. Secuencia de contenidos y actividades

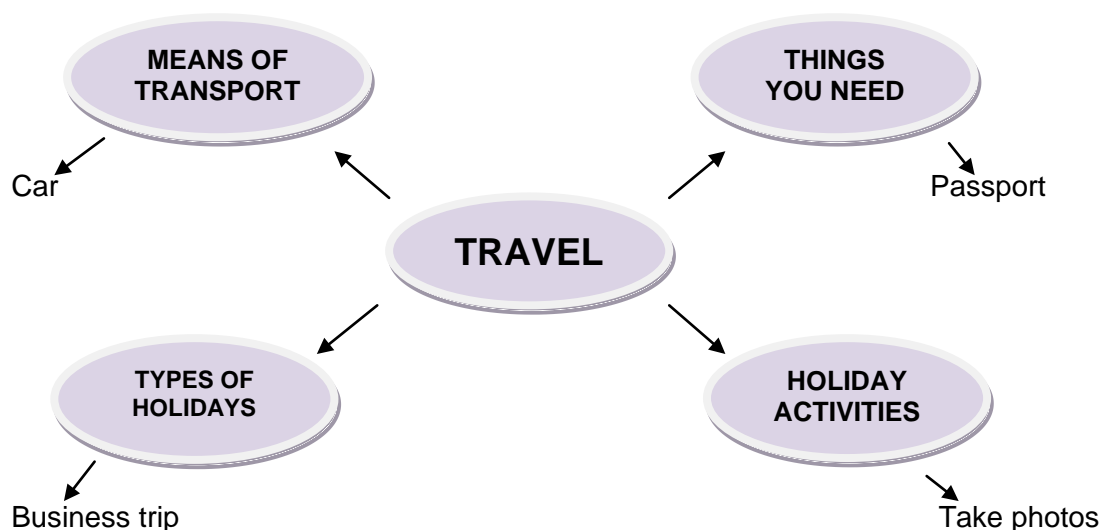
2.1 Talking about travel

2.1.1 Vocabulary: travel

Work with a partner and answer these questions about travelling. *Trabaje en pareja y responda a estas preguntas sobre viajar.*







1. Do you like travelling?
2. When was the last time you travelled?
3. Why did you travel?
4. Where did you go?
5. How did you go there?

Now, complete the diagram with the vocabulary you know. *Ahora complete el diagrama con el vocabulario que sepa.*



Possible answers

MEANS OF TRANSPORT: You can travel...					
					
By plane En avión	By train En tren	By car En coche	By bus / coach En autobús	By ship En barco	By ocean liner En trasatlántico

You can travel...		You can take...			
					
By yacht <i>En yate</i>	By motor bike <i>En moto</i>	The tram <i>El tranvía</i>	The underground <i>El metro</i>	A taxi/cab <i>Un taxi</i>	Take a ferry <i>Un transbordador</i>

THING YOU NEED					
					
Luggage <i>Equipaje</i>	Suitcase <i>Maleta</i>	Trolley <i>Carrito</i>	Passport <i>Pasaporte</i>	Boarding ticket <i>Tarjeta de embarque</i>	Money belt <i>Rañonera</i>

TYPES OF HOLIDAYS: You can go on...					
					
a business trip <i>Ir de viaje de negocios</i>	on a cruise <i>Ir de crucero</i>	on honeymoon <i>Ir de luna de miel</i>	Camping holidays <i>Vacaciones de camping</i>	Skiing holidays <i>Vacaciones para esquiar</i>	Beach holidays <i>Vacaciones en la playa</i>

Secuencia de actividades

S1. Complete the table. Use the words in the box. *Complete el cuadro. Use las palabras de la caja.*

Plane	a business trip	the airport	the USA	tram	camping	the bus station	a cruise	train	sailing the port	the train station	taxi	honeymoon
-------	-----------------	-------------	---------	------	---------	-----------------	----------	-------	------------------	-------------------	------	-----------

GO + PREPOSITION			GO + NO PREPOSITION
Go by + kind of transport	Go on + a kind of travel	Go to + a place	Go + an activity
Go by car	Go on holiday	Go to Italy	Go skiing

S2. Complete the conversations. Use on, by, to or no preposition. *Complete las conversaciones. Use "on, by, to" o ninguna preposición.*

1. - I went _____ Greece last week? - Did you go _____ holiday? - No, I went _____ a business trip.	2. - Did you have a good holiday? - Yes, we did. We went _____ a cruise. We went _____ Florida and the Caribbean.
3. - We went _____ France for our holiday. - Did you go _____ train? - No, we didn't. We went _____ car. We went _____ camping.	4. - John isn't here. He went _____ the airport this morning. He's going _____ Austria. - Oh, is he going _____ a business trip? - No, he isn't. He's going _____ skiing.

2.1.2 Grammar

The future: *Be going to*

Forma: verbo *to be* + *going* + *to* + infinitivo

AFFIRMATIVE		NEGATIVE		INTERROGATIVE		SHORT ANSWER	
I	am	I	am not	Am	I	I	am
You	are	You	are not				I'm not
He		He		Are	You	you	you
She	is	She	is not	We	We	Yes, we	are
It	going to...	It	going to...	They	They	they	No, we aren't
We		We					they
You	are	You	are not				
They		They		Is	He	he	he
					She	Yes, she	is
					It	it	No, she isn't
							it
Formas contraídas	I'm He's... You're...	Formas contraídas	I'm not He isn't You aren't	En las respuestas cortas afirmativa: En la negativa, fíjese en las contracciones.		No contracción I'm notaren't / ...isn't	

Uso

La construcción *be going to* se usa para:

- **Hablar de un futuro planeado:**

Tomorrow I'm going to start a new book. (Mañana voy a empezar un nuevo libro).

- **Para predecir algo cuando tenemos** en el presente alguna pista o **indicio** de que algo va a ocurrir.

Look at those clouds. It is going to rain, the clouds are dark. (Mire esas nubes. Va a llover).

Secuencia de actividades

S3. Complete the following sentences with "*be going to*". Complete las siguientes frases con la forma correcta del futuro "*be going to*".

Ejemplo: She is going to make the breakfast (make).

1. I _____ this afternoon (study).
2. It _____ tonight (not / rain).
3. My brother _____ in that house (live).
4. They _____ to the concert next week (go).
5. My friends _____ by train (travel).
6. She _____ to the gym (not / go).
7. My friends _____ the exam (not / pass).
8. The mechanic _____ the car (fix).
9. My mother _____ me with my homework (help).
10. You and your brother _____ your room now! (tidy).

- S4. Write what it is going to happen using *be going to* and the verbs. *Escriba lo que va a suceder usando la estructura "be going to" y los verbos siguientes:*

~~drink~~ - have - blow - win - play - eat - take - get into - open

Ex.		They are going to drink.
1.		He _____.
2.		She _____ a baby.
3.		He _____ the race.
4.		She _____.
5.		The children _____ the candles.
6.		He _____ a flight.
7.		He _____ a taxi.
8.		The girl _____ the door.

- S5. Work with a partner. Tell him / her about the things you are going to do tomorrow and the things you are not going to do. *Trabaje en pareja. Dígale a la otra persona lo que va a hacer mañana.*

Ex. I'm going to wake up at 7.30 because I have to work.

I'm not going to go to the gym.

- S6. What are you going to do on your next weekend? Complete the text to make it true for you. *¿Qué va a hacer el próximo fin de semana? Complete el texto con respuestas reales.*

HAPPINESS IS



...the weekend.

Next weekend, I'm going to go to _____ on Friday night. On Saturday morning I'm going to _____ and in the afternoon I'm going to _____ I'm not going to _____.

On Sunday morning I'm going to _____ and I'm going to have lunch _____.

After lunch I'm going to _____ and in the afternoon I _____ I'm not going to _____.

At night I _____

It's going to be a nice weekend.

- S7. Find someone who is going to do these things next weekend. Start a conversation following the example. *Encuentre a alguien que vaya a hacer estas cosas el próximo fin de semana. Empiece una conversación como en el ejemplo.*

- Are you going to go shopping at the weekend?
- Yes, I am.
- What are you going to buy?
- Where are you going to go?
- Who are you going with?

	YOUR PARTNER'S ANSWERS	MORE INFORMATION
Going shopping?		
Relax?		
Watch sport on TV?		
Do exercise?		
Meet friends?		
Study for an exam?		
Get up late?		
Cook for friends?		
Eat out?		

S8. Work with a partner asking and answering questions. *Trabaje en pareja preguntando y respondiendo a las preguntas.*

What are you going to do this weekend?	What is the next thing you are going to buy for yourself?	What is the next TV programme you are going to see?	Are you going to use the Internet tonight?
Are you going on holiday soon?	Who are you going to chat tonight?	What time are you going to get up tomorrow?	Where are you going to go after the lesson?
What are you going to have for dinner today?	What are you going to do at night?	Are you going to do the shopping today? What?	Are you going to meet your friends today? What time?
Are you going to cook today?	When are you going to go to the beach?	What are you going to do tomorrow?	How are you going to relax at the weekend?

The future: Present Continuous

Forma: *verbo to be + verbo en -ing*

AFFIRMATIVE		NEGATIVE		INTERROGATIVE		SHORT ANSWER	
I am		I am not		Am I		I am	I'm not
You are		You are not		Are You		you are	you aren't
He is	reading*	He is not	reading	Are She		Yes, we are	No, we aren't
She is		She is not		They	reading...?	they	they
It is		It is not					
We are		We are not		Is He		he	he isn't
You are		You are not		She		Yes, she is	Yes, she isn't
They are		They are not		It		it	it
Formas contraídas	I'm He's... You're...	Formas contraídas	I'm not He isn't You aren't	En las respuestas cortas afirmativas: En la negativa, fíjese en las contracciones.		No contracción I'm notaren't / ...isn't	

*SPELLING RULES "-ing" (Reglas ortográficas para la terminación en "-ing")			
1.	Regla general, se añade -ing .	work	working
2.	Si el verbo acaba en -e , se elimina la -e y se añade la terminación.	dance	dancing
3.	Los verbos que acaban en -ie , cambian la terminación -ie por -y y después se añade -ing .	lie	lying
4.	Verbos de una sílaba y acabados en vocal corta + consonante, doblan la última consonante. Verbos de más de una sílaba y acentuados en la última sílaba, también doblan la última consonante.	run begin	running beginning

Uso

- Para referirnos a acontecimientos seguros o planes en un futuro próximo. Son planes que van a suceder porque ya lo tenemos planeado de antemano y estamos seguros de que así será. En castellano se usa un presente simple o la perífrasis “ir a ...”

Hey! Tomorrow I'm cooking!

¡Eh! ¡Mañana cocino yo!

They are not leaving until the end of the year.

No se van a ir hasta final de año.

She's travelling to London next month.

Va a viajar a Londres el mes que viene.

Time expressions

- Para hablar **de planes próximos futuros**, se usa:


TOMORROW	MAÑANA	<i>Tonight / tomorrow I'm going to the cinema with some friends.</i>
TONIGHT	ESTA NOCHE	
NEXT WEEK	LA PRÓXIMA SEMANA	<i>I'm playing tennis with Paco next week.</i>
NEXT SUNDAY...	EL PRÓXIMO DOMINGO...	
ON MONDAY...	EL LUNES...	<i>I'm working late on Monday.</i>

Secuencia de actividades

- S9. Match the questions and the answers. *Relacione las preguntas con las respuestas correctas.*

1	<i>Are you working tomorrow?</i>	A	<i>No, she isn't.</i>
2	<i>Is Susan having lunch with you?</i>	B	<i>No, he isn't.</i>
3	<i>Are your friends going to the party?</i>	C	<i>No, I have the day off.</i>
4	<i>Is John buying a new car?</i>	D	<i>I can't, I have to work.</i>
5	<i>Are you coming to the cinema tomorrow?</i>	E	<i>Yes, they are.</i>

- S10. Look at Sue's diary. She is a secretary. What is she doing next week? *Mire el diario de Sue. Es secretaria. ¿Qué va a hacer la próxima semana?*

<p>Monday: send email to Volumetrika SL.</p> <p>Tuesday: make an appointment with Mr. Sampaio.</p> <p>Wednesday: do some photocopying for the meeting.</p> <p>Thursday: meeting at 11:00.</p> <p>Friday: make phone calls for next week meetings.</p> <p>Saturday: take Miguel to the football match at 11:00 Dad's birthday party 21:00.</p> <p>Sunday: trip to Santiago.</p>	
<ol style="list-style-type: none"> On Monday she's ... 	

S11. Here's a weekly planner. Complete it with your weekly activities. *Aquí tiene una agenda semanal. Complétela con las actividades semanales.*

Weekly Planner

TO-DO

MONDAY

TUESDAY

WEDNESDAY

THURSDAY

FRIDAY

SAT/SUN

1. On Monday I'm...

2.

3.


4.

5.

6.

Página 11 de 35

S12. Two friends meet at the taxi rank. Read the conversation and practise it with a partner. *Dos amigos se encuentran en la parada de taxi. Lea la conversación y practíquela con otra persona de clase.*

<p>-Hi, Nikki! How are you doing?</p> <p>-Hi, Anna. Fine, thanks. Where are you going?</p> <p>-I'm going on holiday tomorrow.</p> <p>-Oh, where are you going?</p> <p>-We're going to Barcelona.</p> <p>-Are you going by plane?</p> <p>-No, we aren't. We're going by car.</p> <p>-Where are you staying?</p> <p>-We're staying in a hotel.</p> <p>-Sounds great! What about you? Are you going on holidays, too?</p> <p>- No, I'm not I'm going on a business trip for one day.</p> <p>-Oh, OK. Have a good day!</p> <p>-Thanks. Enjoy your holidays.</p> <p>-Thank you. See you.</p>	
-----------------------------------------------------------------------------------------------------------------------------------------------------------------------------------------------------------------------------------------------------------------------------------------------------------------------------------------------------------------------------------------------------------------------------------------------------------------------------------------------------------------------------------------------------------------------------------------	------------------------------------------------------------------------------------

S13. Plan your next holiday answering the questions. Then work with a partner talking about your holiday. *Planee sus próximas vacaciones respondiendo a las preguntas. Después trabaje en pareja hablando sobre sus planes.*

<p>When are you going?</p> <p>Who are you going with?</p> <p>Where are you going?</p> <p>How are you travelling?</p> <p>Where are you staying?</p>	
<p>-We're going on holiday _____ (time).</p> <p>-Oh, where are you going?</p> <p>-We're going to _____ (place).</p> <p>-Are you going by plane?</p> <p>-No, we aren't. We're going by _____ (means of transport.)</p> <p>-Who are you going with?</p> <p>-I'm going with _____ (people).</p> <p>-Where are you staying?</p> <p>-We're staying _____ (accommodation).</p> <p>-Sounds great! Well, have a good time.</p> <p>-Thanks.</p>	

The Future: Will

Forma y uso

Además de “be going to” y del uso del presente continuo con valor de futuro, el modal auxiliar “will” se usa también para expresar futuro. es un verbo modal porque es igual para todas las personas y va seguido del infinitivo sin “to” y es auxiliar porque acompaña a otros verbos considerados como principales en la oración y les confiere el valor de futuro:

- *It will rain at the weekend.*
- *We won't have good weather this weekend.*
- *Will we go to the country this weekend? No, we won't. We'll stay in.*

FORM	USES	EXAMPLES
(+) WILL + Infinitivo	a. <u>Predicciones futuras</u>	<i>One day people will travel to space on their honeymoon.</i>
(-) WON'T + Infinitivo	b. <u>Promesas</u>	<i>I'll give you the money back on Friday.</i>
(?) WILL + sujeto + infinitivo	c. <u>Decisiones en el momento de hablar.</u>	<i>It's cold. I'll close the window.</i>

Se usa acompañando a expresiones como *I'm sure, I think, I don't think, I expect, will + probably*:

- *I think we'll get to the airport on time.*
- *I don't think they will come on holidays with us this summer.*
- *I'm sure you'll pass the exam.*
- *I'll probably get the bus today.*

También se usa en la oración principal con las conjunciones *as soon as/when*.

- *As soon as I get home, I'll phone you.*
- *I'll take a shower when I get home.*

Secuencia de actividades

S14. Complete the blanks with these expressions. *Complete los huecos con estas expresiones.*

will you join	will be	will you give	will buy
'll get	will pass	will need	will visit

1. It's very cloudy. I _____ an umbrella.
2. Don't eat all that cake. You _____ sick.
3. I'm very hungry. I _____ to eat something.
4. Don't worry if it is broken. We _____ a new one.

5. I'm sure Peter _____ his exam. He is very intelligent.
6. We have a party tomorrow. _____ us?
7. I don't feel well. _____ me an aspirin?
8. My grandmother is ill. I _____ her tomorrow.


S15. Complete these sentences with the verb in present or in future with *will*.
 Complete *estas oraciones con el verbo en el tiempo que corresponda (presente o futuro con "will")*.

1. Mrs Smith _____ her doctor as soon as she _____ back from work (phone / get).
2. They _____ a dog when they _____ a house in the countryside (buy / have).
3. When I _____ to Britain my English _____ better (go / get).
4. She _____ the books when she _____ the money (buy / have).
5. I _____ at home when you _____ (not be / arrive).


S16. Have you ever made a New Year's resolution? Were you successful? Complete the 10 most popular New Year's Resolutions with "will" and the correct verb. Then write your own New Year's Resolutions. *¿Ha hecho alguna vez un propósito de año nuevo? ¿Consiguió cumplirlo? Complete los propósitos de año nuevo más comunes con "will" y el verbo correcto. Después escriba sus propios propósitos.*

lose find(2)	learn reduce	get (2)	quit	help	spend (2)
1. I _____ weight and _____ in shape.					
2. I _____ less money.					
3. I _____ more time with family & friends.					
4. I _____ a partner.					
5. I _____ smoking.					
6. I _____ a better job.					
7. I _____ something new.					
8. I _____ other people.					
9. I _____ stress.					
10. I _____ organised.					

My New Year's Resolutions



S17. You went to a fortune teller. Here is what she told you. Complete the predictions about your future with the verbs. *Usted ha ido a una pitonisa. Aquí está lo que le ha dicho. Complete las predicciones sobre su futuro con los siguientes verbos.*

<ol style="list-style-type: none"> You _____ a lot of money. You _____ around the world. You _____ lots of interesting people. You _____ married. You _____ children. You _____ a good job in another city. You _____ divorced. You _____ another person. Everything _____ perfect. You _____ twins. 	 <p>earn-have-travel-be-get-find-meet- not have- get- find</p>
------------------------------------------------------------------------------------------------------------------------------------------------------------------------------------------------------------------------------------------------------------------------------------------------------------------------------------------------------------------------------------------------------	------------------------------------------------------------------------------------------------------------------------------------------------------

2.1.3 Reading and writing

S18. Sandy is going to take a gap year after finishing university. Read and answer the questions. *Sandy va a coger un año sabático después de acabar la universidad. Lea y responda a las preguntas.*

Plans for the future

My name is Sandy Bush. I have a lot of dreams. When I was a child my dream was to be a pilot, and as the time went by, I had other dreams: I wanted to be a lawyer, a doctor and other interesting dreams.

But now I have grown up, and I know what I want to be. This year, I'm going to finish university and I will obtain my Bachelor of Education. After I graduate, I am going to travel to Australia with two friends but first I want to work in a school near my home to earn some money. Then, after summer, we are going to fly to Sydney and I am going to teach English in a school there for two years. I'll try to save as much money as possible because when I come back to Dublin, I would like to run my own business in the countryside: a language school for children.

I cannot really imagine having a family yet but I will probably get married. I am going to have three or four children because I come from a big family and it is really lovely and funny. I am going to live in a quiet village because I don't like city life. It is too stressful. But before I have a family, I would like to travel overseas. I want to see countries like Japan, Finland and travel through the South America continent. I love travelling.

- Does Sandy want to be a lawyer? _____
- What does she want to be? _____
- What is she going to do after university? _____
- What is she going to do before she travels? _____
- Why does she want to save money? _____

S19. Imagine you have just finished your studies and you are going to take a gap year before you get a job. *Imagínese que acaba de finalizar sus estudios y va a coger un año sabático antes de conseguir trabajo.*

a) Make your plans answering these questions. *Haga planes*

- What are you going to do before you leave?
- Where are you going to go for your gap year?
- What are you going to do there?
- Who are you going with?
- When are you going to leave?

b) Write a paragraph. Read the text and follow the pattern using the sequencers in bold. *Escriba un párrafo siguiendo este modelo. Use los conectores.*

For my gap year, I'm going to Canada for a year. I want to improve my English. **First**, I'm going to have a long rest so I'm going on holiday with my family. **Then** I'm going to spend two weeks in my country with my childhood friends. I'm not going to leave until September, so I'm going to work to earn some money **before** leaving. I'm going to fly to Chichago to visit my best friend. **After that**, I'm going to fly to Canada and there I'm going to work in a ski resort. That's going to be great because I love skiing.

2.1.4 Listening

S20. Listen to a person booking a hotel room and complete the information. Write down the sentences. *Escuche a una persona reservando habitación en un hotel y complete la información.*

1. Listen and complete the information.

Name:

Arrival:

No. of nights:

No. of guests:

Type of room:

Price per night:

Breakfast included:



2. Listen again and write the receptionist questions.

Receptionist: Good morning, The Burgas Hotel.

Guest: Hello. I'd like to make a reservation, please.

Receptionist: Certainly. _____?

Guest: For 25th July.

Receptionist: _____?

Guest: Three nights.

Receptionist: Just a moment. Yes, that's fine. _____?

Guest: Two, me and my husband.

Receptionist: And _____? a double or a twin room?

Guest: A double, please. And we'd like a room with a sea view, please.

Receptionist: Yes, that will be fine. The price will be £85 per night.

Guest: Does that include breakfast?

Receptionist: Yes, it does. So _____, please?

Guest: It's Mr and Mrs Taylor. Will you confirm the reservation by mail?

Receptionist: Yes, of course.

S21. Check answers and practise the conversation with a partner. *Compruebe las respuestas y practique la conversación con otra persona de clase.*

2.2 Travelling by air

2.2.1 Vocabulary: air travel

S22. At an airport where do we go to do the following? Complete the table. *¿Dónde hacemos estas cosas en un aeropuerto?*

<div><div>AT THE AIRPORT</div><div><div>Baggage check in →</div><div>Money Exchange ↑</div><div>Baggage Claim ↑</div><div>Information desk ↑</div><div>Duty-free shop ←</div><div>Restaurant →</div><div>Departure lounge ↑</div><div>Arrivals ↓</div><div>Customs ↑</div><div>Check-in→</div></div></div>	<div><div>1. Declare taxable goods</div><div>2. Meet a friend who has just arrived</div><div>3 Wait to board the plane</div><div>4. Buy tax-free goods</div><div>5. Get the seat number for a flight</div><div>6. Have a meal</div><div>7. Put and weight your luggage</div><div>8. Find out about sightseeing</div><div>9. Change some money</div><div>10. Write a complaint</div></div>
------------------------------------------------------------------------------------------------------------------------------------------------------------------------------------------------------------------------------------------------------------------------------------------------------------	-------------------------------------------------------------------------------------------------------------------------------------------------------------------------------------------------------------------------------------------------------------------------------------------------------------------------------------------------------------------------------------------

S23. Look at the words or expressions on the left and match them with the word on the right. *Mire las palabras o expresiones de la izquierda y únalas con la palabra de la derecha.*

<div><div>1. The flight attendants</div><div>2. To get on the plane</div><div>3. You put your hand luggage here</div><div>4. The person who flies the plane</div><div>5. The plane leaves the airport</div><div>6. They check your passports here</div><div>7. The place where you wait before flying</div><div>8. You do this at the check-in desk</div><div>9. The plane arrives</div><div>10. You do this with your seat belt for take off and landing</div></div>	<div><div>a. Board the plane</div><div>b. Check in</div><div>c. Passport control</div><div>d. The departure lounge</div><div>e. Overhead locker</div><div>f. Fasten</div><div>g. The cabin crew</div><div>h. Takes off</div><div>i. Pilot</div><div>j. Lands</div></div>
-----------------------------------------------------------------------------------------------------------------------------------------------------------------------------------------------------------------------------------------------------------------------------------------------------------------------------------------------------------------------------------------------------------------------------------------------------------------------	--------------------------------------------------------------------------------------------------------------------------------------------------------------------------------------------------------------------------------------------------------------------------

S24. Read the text and complete it with the words from the right column of the previous exercise. *Lea el texto y complételo con las palabras de la columna de la derecha del ejercicio anterior.*

When you arrive at the airport, make sure you go to the correct terminal. A lot of airports have more than one. First, you will have to (1)_____ at the check-in desk. When you've got your boarding card, you will go through (2) _____. Then you will have to go through security, where they check your bags and coats. After that you wait in the (3) _____. When your flight is called, you will go to the departure gate and (4) _____.

On the plane, you find your seat, put your hand luggage in an (5) _____ then sit down and (6) _____ your seat belt. When all the passengers are on the plane and everything is ready, the plane (7) _____. During the flight, the (8) _____ serve drinks and meals. The (9) _____ usually gives some information about the flight and the weather, too. Before the plane (10) _____, the cabin crew check all the passengers' seat belts again.



S25. This is an in-flight announcement. First match the words with their Spanish translation and then complete the text with them. *Aquí tiene un informe del capitán en un vuelo. Primero una las palabras con su traducción y después complete el texto.*

Hello everyone, this is the captain (1) _____, and I want to welcome you to Flight 18 (2) _____ for Seattle. Our flight time today is 2 hours and 14 minutes, and we will be flying at an (3) _____ of 29,000 feet. The (4) _____ in Seattle is a quarter to twelve (11:45), and the (5) _____ is sunny, but there is a chance of rain later in the day. We will be arriving at Gate 13, and we will be announcing (6) _____ on our approach to the Seattle airport. (7) _____ Sky Airlines and the crew I want to (8) _____ you an enjoyable stay in the Seattle area or at your final destination. Sit back and enjoy the flight.

1. local time
2. current weather
3. speaking
4. wish
5. on behalf of
6. bound
7. connecting flights
8. average altitude

- a) Tiempo actual
- b) Altitud media
- c) En nombre de
- d) Hora local
- e) Transbordo de avión
- f) Desear
- g) Con destino a
- h) Habla

S26. Listen to the flight announcements and complete the table. *Escuche las llamadas a los vuelos y complete la tabla.*

	DESTINATION	GATE	DEPARTURE BOARDING TIME	AIRLINE
1.				
2.				
3.				
4.				

DEPARTURES				
TIME	FLIGHT	TO	GATE	REMARKS
13:24	CD 234	LONDON	*****	BOARDING
13:40	EB	NEW YORK	---	LAST CALL
13:45	GH	DUBLIN	C01	DELAYED

2.2.2 Grammar

Future: Will / going to / present continuous

Will + infinitive	Be going to	Present continuous
Decisión en el momento de hablar. <i>-Oh! There's no more milk left. I'll go to the supermarket and buy some.</i>	Decisión ya tomada: planes e intenciones. <i>-Where are you going?</i> <i>-I'm going to buy some milk at the supermarket.</i>	Planes seguros ya cerrados. <i>- We're getting married on July 12th.</i> <i>-I'm visiting the doctor's next Tuesday.</i>
Predicción: cuando decimos lo que creemos que va a suceder. <i>-One day I'll meet a girl and I'll get married.</i>	Predicción basada en una situación del presente <i>-Look at that boy! He's going to fall down.</i>	
Ofrecimientos <i>-That's really heavy. I'll help you.</i>		
Peticiones <i>-Will you close your books and do the exercises, please?</i>		
Promesas <i>-I'll always love you.</i>		

Secuencia de actividades

S27. Read the sentences and classify them in the following box according to their use.

Lea estas oraciones y clasifíquelas en la siguiente tabla según su uso.

1. Do you think we'll see Peter tomorrow?	3. As soon as I know the results, I'll tell you	5. -Did you remember to book these seats? - Oh, no. I'll phone for them now	7. I'm going to buy some meat to cook a lasagne
2. Will you read the dialogue aloud, please?	4. I'm getting married on October 12.	6. I'll do the shopping if you're too busy, mum	8. Watch out! You're going to trip over

Will + infinitive	Be going to	Present continuous
Decisión en el momento de hablar. 1. _____	Decisión ya tomada: planes e intenciones. 2. _____	Planes seguros y cerrados. 3. _____
Predicción: cuando decimos lo que creemos que va a suceder. 4. _____	Predicción basada en una situación del presente. 5. _____	
Ofrecimientos 6. _____		
Peticiones 7. _____		
Promesas 8. _____		

S28. Complete with be going to, will, or present continuous. *Complete las secuencias con la forma correcta del futuro ("be going to", "will", presente continuo).*

1. I _____ an appointment with the dentist tomorrow at six (have)
2. _____ you _____ the door for me? I'm busy (open)
3. I think it _____. The sky is very dark (rain).
4. _____ you _____ at home tonight? No, I _____ to the cinema with my girlfriend (be / go).
5. I hope you _____ me in my home one day (visit)
6. The President _____ for four years (serve)
7. Be careful! You _____ the coffee (spill)
8. I'm sure you _____ your exams in June (pass)
9. Look at the queue. We _____ in for hours (not / get)
10. Here's my email address. As soon as I get home, I _____ you the photos (send)

S29. Complete the following box. *Complete el siguiente cuadro.*

AFIRMATIVE	NEGATIVE	INTERROGATIVE
<i>I will go to school.</i>	<i>I won't go to school.</i>	<i>Will I go to school?</i>
<i>1. She will give me a present.</i>		
<i>2. We are going to visit you.</i>		
<i>3. Michael is leaving tomorrow.</i>		
<i>4. The children will come.</i>		
<i>5. I'm staying home tonight.</i>		
<i>6. She will go to the beach.</i>		
<i>7. I'm going to read this book.</i>		
<i>8. Mary is writing a letter.</i>		
<i>9. She's arriving tomorrow.</i>		
<i>10. His train is leaving tomorrow.</i>		

2.2.3 Reading and speaking

S30. Read the conversation at an airport check-in desk. Complete the gaps with the right words or expressions. Then practice the conversation with a partner. *Lea la conversación que se desarrolla en un mostrador de facturación. Complete los huecos con las palabras o expresiones de la derecha. Después practique la conversación con una persona de clase.*



A Next please... good morning.
 B Good morning.
 A _____? (1)
 B I'm going to London, _____ Frankfurt. (2)
 A Okay, I need to see your ticket and your passport please.
 B There you go.
 A: OK, thank you. Aisle seat or window seat?
 B: Is it possible _____? (3)
 A Let's see... the plane's very full. There's only _____ (4). I can give you one if you want.
 B Thanks.
 A Can you please put your bags _____? (5)
 B Sure. I've only got a suitcase.
 A Alright. _____? (6)
 B Just a notebook computer.
 A Okay. Here's your passport, your ticket, and _____. (7)
 B Thank you.
 A Your plane leaves _____, (8) and it'll start _____ (9)
 B Thanks very much. Just one more thing... do you know if _____ (10)
 A Yes they do. It's a long flight. I'm sure _____ to eat. (11)
 B Good. I'm _____. (12)
 A If you can't wait, you can get something to eat from the restaurants upstairs.
 B Alright. Thanks for your help.
 A It was a pleasure. Have a nice trip.

If they serve breakfast on this flight?

On the scales

Starving.

Via

You'll get plenty to eat.

A few window seats left.

Your boarding pass.

From gate 51

Where are you traveling to this morning?


Any carry-on luggage?

Boarding in about 45 minutes.

To get a seat near a window?

2.2.4 Listening and speaking

- S31. You are going to listen to a conversation between an officer and a traveller going through customs at the airport. Listen and answer the questions. *Va a oír una conversación entre una policía de aduanas y un viajero pasando la aduana. Escuche y responda a las preguntas.*

<p style="text-align: center;">At the airport: Customs</p> <ol style="list-style-type: none">1. Where is the airport?2. Where is the traveller coming from?3. Why is she visiting that country?4. How long is she planning to stay?5. Where is she staying?	
----------------------------------------------------------------------------------------------------------------------------------------------------------------------------------------------------------------------------------------------------------------------------------------------------------------------	------------------------------------------------------------------------------------

Now, read the transcript of the dialogue and practise it. *Ahora, lea la transcripción del diálogo y practíquelo.*

- S32. Role-play: going through customs. The class will be divided into two groups: customs officers and travelers, and each will have a card with a role. Follow the instructions. *Role-play: en la aduana. La clase se divide en dos grupos: policías de aduanas y viajeros, cada uno tendrá un papel. Siga las instrucciones.*

Traveller's cards	
You are going to be a traveler going through customs. Visit as many countries as you can and write down which countries you visited.	
You are a German tourist. You have just come from Brazil. You want to stay for 3 weeks. You are just sight seeing. You are staying at a hotel.	You are on a business trip. You are Spanish. You are selling wine. You will be staying for 2 weeks. You will be staying at a hotel.
You are visiting your uncle who lives in this country. You are Russian. You will be staying for the summer vacation (2 months). You will be staying at your uncle's house.	You are an exchange student. You are Mexican. You will be studying at a language school. You will be staying for 6 months. You will be staying in a dormitory.
You are on your honeymoon. You are Australian. You will be staying at a ski resort for 15 days.	You are on holiday. You have just come from Mexico. You will be staying for 1 week. You will be staying at a friend.

Customsimmigrationofficer

You are a customs immigration officer at an airport. When students try to enter your country find out this information. To the left of the table there are some questions that you might want to ask. Fill in the blanks with a country name.

Welcome to _____.

May I see your passport?

1. _____

Where are you coming from?

2. _____

What is the purpose of your visit?

3. _____

How long are you planning to stay?

4. _____

Where will you be staying?

5. _____

Is this your first time to _____?

6. _____

Do you have anything to declare?

Enjoy your stay.

NAME:

NATIONALITY:

PURPOSE OF THE VISIT:

INTENDED LENGTH OF STAY

LOCATION OF STAY

ANYTHING TO DECLARE (Y/N)

FIRST TIME (Y/N)

2.3 Sociocultural aspects: festivals and festivities

2.3.1 Memorial Day

S33. Read and say if the statements are true or false.



Memorial Day is an American federal holiday. It commemorates the American men and women who have died serving their country in the military service. It is an important day for Americans as they remember sacrifices made for their freedom. It is celebrated on the last Monday of May. It first started to honour the Union soldiers who died during the American Civil War. It took on greater importance after American losses in World War I. The U.S. government decided the day would remember American casualties in any war, conflict or military action. They also honour soldiers who are currently serving in the armed services like the Army, Navy, Marines, Air Force, and the Coast Guard

Friends and families visit cemeteries on this day to put wreaths, flags and flowers on the graves of the soldiers and on war memorials. Some cities have parades or special services at local cemeteries. A special ceremony with a speech by the President at the Tomb of the Unknown Soldier takes place at Arlington Cemetery in Washington D.C. All around the country, flags fly at half-mast until lunch time. Politicians give speeches and bands play patriotic music. Veterans, who are the people who were in the Army, Navy, Air Force, Marines, or Coast Guard, wear their military uniforms and carry flags.

Memorial Day is also the start of the American recreational season. Many families have picnics or backyard barbeques. Some Americans watch the Indianapolis 500 car race. Most schools close for summer vacation before or shortly after Memorial Day.

1. On Memorial Day schools, banks and government offices are closed.
2. Memorial Day only honours soldiers from the American Civil War.
3. It's a day to honour only soldiers who died while serving their country.
4. Unknown soldiers are also honoured.
5. Memorial Day is the kick-off of the summer holidays.



3. Actividades de autoevaluación

En esta página encontrará unos cuadrados con distintos tipos de actividades (completar oraciones, hacer y responder preguntas, traducir, nombrar términos de vocabulario...)

Lo utilizará como ejercicio de autoevaluación y repaso para comprobar si ha afianzado de forma correcta los contenidos del tema.

Si está en clase, puede repasar de forma lúdica. Una vez cortados los cuadrados y colocados sobre una mesa, en grupos y por turnos, cogerán una ficha e irán respondiendo a las preguntas. Si la respuesta es correcta, el grupo ganará un punto.

Si está en casa, responda a las preguntas una por una y compruebe la respuesta correcta en el solucionario o enviándoselas a su tutor/a.

NAME MEANS OF TRANSPORT	NAME PLACES AT AN AIRPORT	NAME TYPES OF HOLIDAYS	Airport Role-play: You are going to be a traveler going through customs. Choose a partner to be the Immigration officer.	Hotel Room Role-play: You want a single room for 2 nights. You would like a wake-up call for 7:00.
PLAN YOUR NEXT WEEKEND. TELL YOUR PARTNER WHAT YOU ARE GOING TO DO	WHERE ARE YOU HAVING LUNCH TOMORROW?	ARE YOU MEETING ANYONE AFTER CLASS?	DO YOU THINK YOU WILL EVER LIVE IN ANOTHER CITY?	WHO ARE YOU GOING TO MEET LATER TODAY?
WHERE ARE YOU GOING AFTER THE CLASS?	ARE YOU GOING TO DO THE SHOPPING TOMORROW?	WHAT ARE YOU GOING TO DO AT HOME THIS EVENING?	DO YOU THINK YOU WILL PASS THE END-OF-YEAR ENGLISH EXAM?	WHAT TIME ARE YOU GOING TO GET UP TOMORROW?
DO YOU THINK YOU WILL HAVE THE SAME JOB ALL YOUR LIFE?	WHAT ARE YOU GOING TO DO NEXT SUMMER?	ARE YOU GOING AWAY FOR THE WEEKEND SOON?	WHEN ARE YOU GOING TO DO YOUR HOMEWORK?	WHAT ARE YOU GOING TO EAT FOR DINNER?
COMPLETE WITH THE RIGHT FUTURE TENSE .- I have a new compu- ter and I _____ to use it. (use)	COMPLETE WITH THE RIGHT FUTURE TENSE -I _____always love you, darling.	COMPLETE WITH THE RIGHT FUTURE TENSE - She can't come to school. She _____ an appointment at the doctor's (have)	COMPLETE WITH THE RIGHT FUTURE TENSE -Did you remember the tickets? -Oh, no! I _____home for them right now. (go)	COMPLETE WITH THE RIGHT FUTURE TENSE -Tomorrow it _____ sunny in the most part of the country.(be)
WILL/ BE GOING TO? -My train arrives at 2:15. -Ok, I _____ meet- youby The information desk.	WILL/ BE GOING TO? -Do you need an um- brella? -No. I don'tthink it _____ rain.	WILL/ BE GOING TO? -This suitcase is too heavy. -I _____carry it for you.	WILL/ BE GOING TO? -What would you like to drink? -I _____have a cappuccino, please.	WILL/ BE GOING TO? -You must bring the money Tomorrow. -Don'tworry. I _____ forget.

4. Solucionario de las actividades propuestas

S1.

GO + PREPOSITION			GO + NO PREPOSITION
Go by + kind of transport	Go on + a kind of travel	Go to + a place	Go + anactivity
car plane train taxi tram	Holiday Business trip A cruise Honeymoon	Italy The airport The bus station The port The train station The USA	Skiing Camping Sailing

S2. 1. To / on / on 2. On / To 3. To / by / by / - 4. To / to / on / -

S3. 1. Am going to study. 2. isn't going to rain. 3. Isn't going to live. 4. Are going to go. 5. Are going to travel. 6. Isn't going to go. 7. Aren't going to pass 8. Is going to fix. 9. Is going to help. 10. Are going to tidy.

S4. 1. Is going to eat. 2. Is going to have a baby. 3. Is going to win. 4. Is going to play tennis. 5. Are going to blow. 6. Is going to take. 7. Is going to get into. 8. Is going to open.

S5. Free answer.

S6. Free answer.

S7. Free answer.

S8. Free answer.

S9. 1-c 2-a 3-e 4-b 5-d.

S10.

1. On Monday she's sending an email to Volumetrika SL.
2. On Tuesday she's making an appointment with Mr. Sampaio.
3. On Wednesday she's doing some photocopying for the meeting.
4. On Thursday she's having a meeting at 11.00.
5. On Friday she's making phone calls for next week meetings.
6. On Saturday she's taking Miguel to a football match and she's having her dad's birthday party.
7. On Sunday she's going on a trip to Santiago.

S11. *Free answer.*

S12. *Free answer.*

S13. *Free answer.*

S14.

1. 'll get	2. will be	3. will need	4. will buy
5. will pass	6. will you join	7. will you give	8. will visit

S15.

1. will phone / gets	2. will buy / have	3. Go / will get better	4. will buy / has	5. won't be / arrive
----------------------	--------------------	-------------------------	-------------------	----------------------

S16.

1. will lose / get	2. will spend	3. will spend	4. will find	5. will quit
6. will find	7. learn	8. will help	9. will reduce	10. will get

S17.

1. will learn	2. will travel	3. will meet	4. will get	5. won't have
6. will find	7. will get	8. will meet	9. will be	10. will have

S18.

1. No, she doesn't.	2. She wants to be a teacher and has a language school for children.	3. She's going to travel to Australia with two friends.	4. She's going to work in a school near her home.	5. Because she wants to run her own business: a language school.
---------------------	----------------------------------------------------------------------	---------------------------------------------------------	---------------------------------------------------	------------------------------------------------------------------

S19. *Free answer.*

S20.

1. Name: Mr and Mrs Taylor	2. Receptionist: Good morning, The Burgas Hotel. Guest: Hello. I'd like to make a reservation, please. Receptionist: Certainly. <u>When for?</u> Guest: For 25 th July, Receptionist: <u>How many nights?</u> Guest: Three nights. Receptionist: Just a moment. Yes, that's fine. <u>How many guests will you be?</u> Guest: Two, me and my husband. Receptionist: And <u>would you like a double or a twin room?</u> Guest: A double, please. And we'd like a room with a sea view, please. Receptionist: Yes, that will be fine. The price will be £85 per night. Guest: Does that include breakfast? Receptionist: Yes, it does. So <u>what name is it, please?</u> Guest: It's Mr and Mrs Taylor. Will you confirm the reservation by mail. Receptionist: Yes, of course
Arrival: 25 July	
No. nights: 3	
No guests: 2	
Room: double room	
Price: 85	
Breakfast: yes.	

S21. *Free activity.*

S22. 1. Customs. 2. Arrivals. 3. Departure lounge. 4. Duty-free shop.
5. Check-in. 6. Restaurant. 7. Baggage check-in. 8. Information desk. 9.
Money exchange. 10. Baggage claim.

S23. 1-g 2-a 3.e 4-i 5-h 6-c
7-d 8-b 9-j 10-f.

S24.

1. check-in	2. passport control	3. departure lounge	4. board the plane	5. overhead locker
6. fasten	7. takes off	8. cabin crew	9.pilot	10. lands

S25. 1-d 2-a 3-h 4-f 5-c 6-g 7-e 8-b.

1. Speaking. 2. Bound. 3. Average altitude. 4. Local time. 5. Current
weather. 6. Connecting flights. 7. On behalf of. 8. Wish.

S26.

	DESTINATION	GATE	DEPARTURE BOARDING TIME	AIRLINE
1.	Philadelphia	5	10:40	American Airlines
2.	London	11	3:30pm	Iberia
3.	Paris	----	Delayed (con retraso)	-----
4.	Madrid	7	6:00pm	British Airways

- S27. – *Do you think we'll see Peter tomorrow?* 4
 –*Will you read the dialogue aloud, please?* 7
 –*As soon as I know the results, I'll tell you.* 8
 –*I'm getting married on October 12.* 3
 –*Did you remember to book the seats?* 1
 – *Oh, no. I'll phone for them now.*
 –*I'll do the shopping if you're too busy, mum.* 6
 –*I'm going to buy some meat to cook a lasagne.* 2
 –*Watch out! You're going to trip over.* 5

S28.

1. I'm having	2. will you open	3. will rain	4. will you be / 'm going	5. will visit
6. will serve	7. are going to spill	8. will pass	9. aren't going to get	10. 'll send

- S29. 1. *She won't give me a present / will she give me a present?*
 2. *We aren't going to visit you / are we going to visit you?*
 3. *Michael isn't leaving tomorrow / Is Michael leaving tomorrow?*
 4. *The children won't come / will the children come?*
 5. *I'm not staying at home tonight / am I staying at home tonight?*
 6. *She won't go to the beach / will she go to the beach?*
 7. *I'm not going to read this book / am I going to read this book?*
 8. *Mary isn't writing a letter / Is Mary writing a letter?*
 9. *She isn't arriving tomorrow / is she arriving tomorrow?*
 10. *His train isn't leaving tomorrow / is his train leaving tomorrow?*

- S30. 1. *Where are you traveling to this morning?* 2. *Via.*
 3. *To get a seat near a window?* 4. *A few window seats left.*
 5. *On the scales.* 6. *Any carry-on luggage?*

7. *Your boarding pass.* 8. *From gate 51.*
9. *Boarding in about 45 minutes.* 10. *If they serve breakfast on this flight?*
11. *You'll get plenty to eat.* 12. *Starving.*

- S31. 1. *Canada.* 2. *Seoul, Korea.* 3. *She's there on business.*
4. *For three weeks.* 5. *At a hotel.*

S32. *Free oral activity.*

- S33. 1. *True. It's a federal holiday so everything is closed.*
2. *False. It honours American soldiers in any war, conflict or military action.*
3. *False. They also honour soldiers who are currently serving in the armed services.*
4. *False. The President gives a speech and lays a wreath in front of the Tomb of the Unknown Soldier.*
5. *True.*

5. Bibliografía y recursos

Bibliografía

- Nigel Bwyne (2014): *English Comunicación y Sociedad*. MacMillan Profesional.
- Christina Latham-Koenig y Clive Oxenden. (2012): *English File Elementary 3rd Edition. Student's Book*. Oxford University Press.
- Tom Hutchinson (2007): *English for Life Pre-intermediate y Elementary. Student's Book*. Oxford University Press.
- Tom Hutchinson (2009): *English for Life Intermediate. Student's Book*. Oxford University Press.
- Peter Watcyn-Jones (1994) *Target Vocabulary 1*. Penguin English
- Liz Driscoll with Glennis Pye (2005) *Vocabulary in practice 5*. Cambridge University Press.
- Glennis Pye (2003) *Vocabulary in practice 4*. Cambridge University Press.
- Miles Craven (2004) *Listening Extra*. Cambridge University Press.
- <http://bogglesworldesl.com/>
- www.freeportnewsnetwork.com/entertainment/2016-memorial-day-parade-and-courthouse-ceremony/
- https://en.wikipedia.org/wiki/Memorial_Day

Enlaces de Internet

Grammar and Vocabulary

- http://www.english-hilfen.de/en/exercises_list/alle_grammar.htm
- <http://www.isabelperez.com/>
- <http://www.learnenglishfeelgood.com/esl-english-grammar-exercises.html>
- <http://www.perfect-english-grammar.com/grammar-exercises.html>
- <https://www.usingenglish.com/handouts/>
- <http://www.agendaweb.org/>








Listening and Reading



- <http://www.dailyesl.com/>
- <http://www.breakingnewsenglish.com/>

- <http://www.elllo.org/>
- <http://esl.about.com/od/englishlistening/>
- <http://www.esl-lab.com/>
- <https://fog.ccsf.edu/~lfried/stories/stories.html>

6. Anexo. Licencia de recursos

Licencias de recursos utilizadas en esta unidad didáctica

RECURSO (1)	DATOS DEL RECURSO (1)	RECURSO (2)	DATOS DEL RECURSO (2)
Imágenes pág. 5 RECURSO 1	<ul style="list-style-type: none"> Autoría: CC Licencia: comercial Procedencia: https://commons.wikimedia.org https://pixabay.com https://www.wikipedia.org/ www.goodfreephotos.com/vector-images https://www.flickr.com https://www.wikipedia.org/ 	Imágenes S4 RECURSO 2	<ul style="list-style-type: none"> Autoría: CC Licencia: comercial Procedencia: Unidades didácticas educación secundaria semi-presencial Lengua Inglesa. http://www.edu.xunta.gal/portal/no-de/969
 RECURSO 3	<ul style="list-style-type: none"> Autoría: CC Licencia: comercial Procedencia: http://weheartit.com/entry/group/46611441 	 RECURSO 4	<ul style="list-style-type: none"> Autoría: CC Licencia: comercial Procedencia: http://mrwonderful.com
 RECURSO 5	<ul style="list-style-type: none"> Autoría: CC Licencia: comercial Procedencia: http://calendar.cundakiralik.com/weekly-organiser/ 	 RECURSO 6	<ul style="list-style-type: none"> Autoría: CC Licencia: comercial Procedencia: https://www.google.es/url?sa=i&rct=j&q=&esrc=s&source=images&cd=&cad=rja&uact=8&ved=0ahUKEwjIzaiueTSAhUH0RQKHdKDsUQjB0IBg&url=http%3A%2F%2Fquirkyglamping.town.ie%2Findex.php%2Fthe-taxi-rank%2F&psig=AFQjCNFxpKz2mlkJnploU-iBZ78f5IFEa&ust=1490077453216947
 RECURSO 7	<ul style="list-style-type: none"> Autoría: CC Licencia: comercial Procedencia: http://www.theshrewsburyclub.co.uk/next-stop-summer-offer/ 	 RECURSO 8	<ul style="list-style-type: none"> Autoría: CC Licencia: comercial Procedencia: http://litefm.com.my/Features/Trending/Trending/tips-achieve-new-year-s-resolutions
 RECURSO 9	<ul style="list-style-type: none"> Autoría: CC Licencia: comercial Procedencia: https://www.google.es/url?sa=i&rct=j&q=&esrc=s&source=images&cd=&cad=rja&uact=8&ved=0ahUKEwizxpawTSAhWJxRQKHSEEBfoQjB0IBg&url=https%3A%2F%2Fpa-tsandy.wordpress.com%2Ftag%2Ffortun-ller%2F&psig=AFQjCNEcxBYueOBOdDTN_1WdMTE77oQXfQ&ust=1490080072260282 	 RECURSO 10	<ul style="list-style-type: none"> Autoría: CC Licencia: comercial Procedencia: https://www.google.es/url?sa=i&rct=j&q=&esrc=s&source=images&cd=&cad=rja&uact=8&ved=0ahUKEwiNs_iVweTSAhUEOxQKHU9ICbkQjB0IBg&url=https%3A%2F%2Fclipartfest.com%2Fcategories%2Fvi-ew%2Fef171dca8adb6a8a06d77389b52f03c64e456c6%2Ffront-desk-clipart.html&psig=AFQjCNE6E97bc7yUbjhCWhWPWZ96lq7QbQ&ust=1490079515500487
 RECURSO 11	<ul style="list-style-type: none"> Autoría: CC Licencia: comercial Procedencia: www.dreamstime.com 	 RECURSO 12	<ul style="list-style-type: none"> Autoría: CC Licencia: comercial Procedencia: Ai-ga_customs_inv.svg

RECURSO (1)	DATOS DEL RECURSO (1)	RECURSO (2)	DATOS DEL RECURSO (2)
 RECURSO 13	<ul style="list-style-type: none"> ▪ Autoría: CC ▪ Licencia: comercial ▪ Procedencia: www.freeportnewsnetwork.com/entertainment/2016-memorial-day-parade-and-courthouse-ceremony/ 	 RECURSO 14	<ul style="list-style-type: none"> ▪ Autoría: CC ▪ Licencia: comercial ▪ Procedencia: https://washingtonvirtualtrip.wikispaces.com/Arlington+National+Cemetery