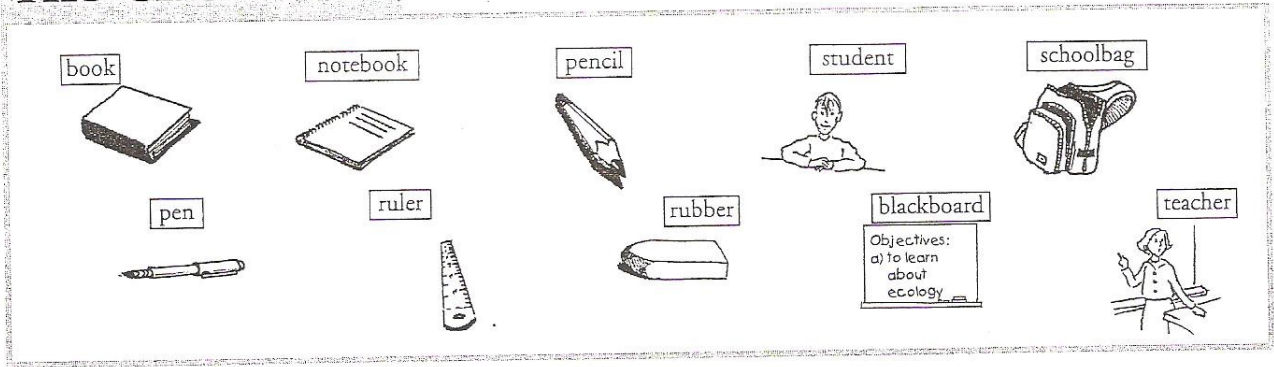



# The Classroom



A. Relaciona las palabras con los dibujos.

book notebook pen pencil rubber ruler blackboard schoolbag teacher student


1. blackboard
2. \_\_\_\_\_
3. \_\_\_\_\_
4. \_\_\_\_\_
5. \_\_\_\_\_
6. \_\_\_\_\_
7. \_\_\_\_\_
8. \_\_\_\_\_
9. \_\_\_\_\_
10. \_\_\_\_\_



B. Rodea las palabras que hay a lo largo de la serpiente.

student blackboard book teacher pencils schoolbag rubber ruler pen notebook

C. Completa las frases de acuerdo con los dibujos.

Michael is a  1. student. He has got a



2. \_\_\_\_\_. Look at Michael's desk. There is a



3. \_\_\_\_\_, a



4. \_\_\_\_\_, a



5. \_\_\_\_\_ and a



6. \_\_\_\_\_.

There isn't a



7. \_\_\_\_\_ or a



8. \_\_\_\_\_.



D. Rodea los objetos que se pueden llevar en una mochila.

blackboard

rubber

teacher

notebook

dog

book

pen

sister

ruler

