N° de suspensos	S0	S1	S2	S3	S4	S5	S6	S7	S8 +
Resultados en %	31.25	6.25	6.25	6.25	6.25	6.25	12.50	6.25	18.75

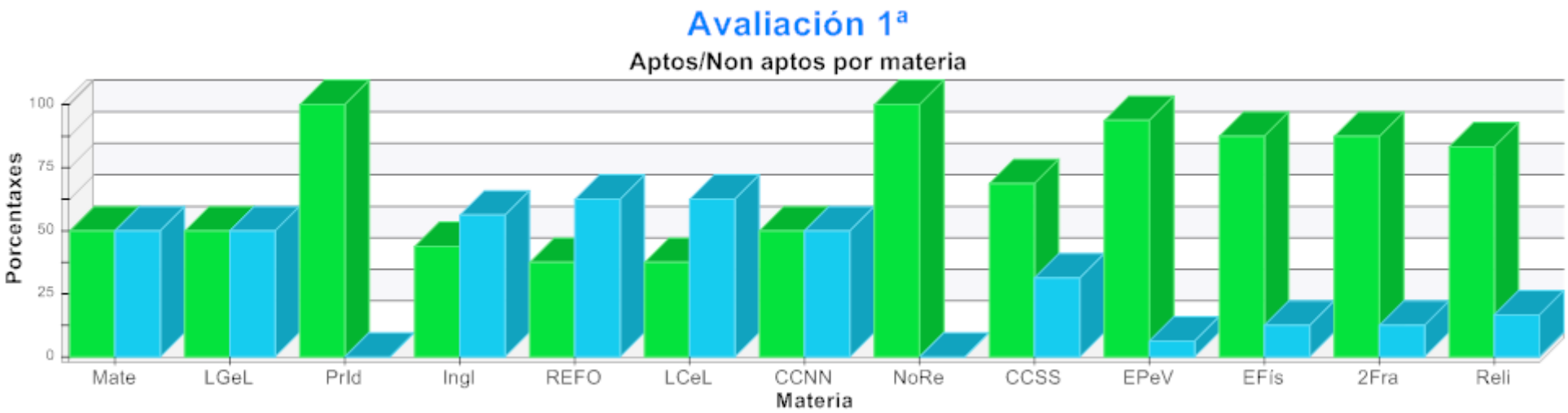

Materia	Mate	LGeL	PrId	Ingl	REFO	LCeL	CCNN	NoRe	CCSS	EPeV	EFís	2Fra	Reli
Aptos en %	50.00	50.00	100.00	43.75	37.50	37.50	50.00	100.00	68.75	93.75	87.50	87.50	83.33
Non aptos en %	50.00	50.00	0.00	56.25	62.50	62.50	50.00	0.00	31.25	6.25	12.50	12.50	16.67
Materia													
Aptos en %													
Non aptos en %													

N° de suspensos	S0	S1	S2	S3	S4	S5	S6	S7	S8 +
Resultados en %	18.75	0.00	25.00	18.75	6.25	0.00	6.25	12.50	12.50

Materia	LCeL	LGeL	EFís	EPeV	Mate	CCSS	CCNN	Reli	Prld	NoRe	REFO	Ingl	2Fra
Aptos en %	50.00	37.50	87.50	87.50	43.75	68.75	56.25	100.00	100.00	100.00	37.50	43.75	87.50
Non aptos en %	50.00	62.50	12.50	12.50	56.25	31.25	43.75	0.00	0.00	0.00	62.50	56.25	12.50

Materia	
Aptos en %	
Non aptos en %	

N° de suspensos	S0	S1	S2	S3	S4	S5	S6	S7	S8 +
Resultados en %	25.00	6.25	18.75	0.00	12.50	6.25	6.25	18.75	6.25

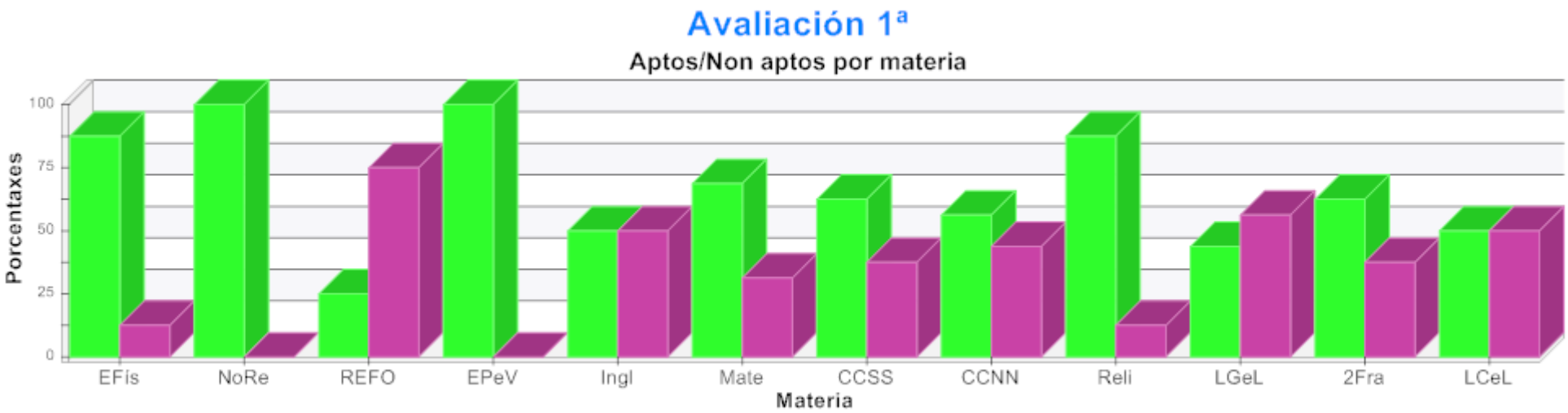

Materia	EFís	NoRe	REFO	EPeV	Ingl	Mate	CCSS	CCNN	Reli	LGeL	2Fra	LCeL
Aptos en %	87.50	100.00	25.00	100.00	50.00	68.75	62.50	56.25	87.50	43.75	62.50	50.00
Non aptos en %	12.50	0.00	75.00	0.00	50.00	31.25	37.50	43.75	12.50	56.25	37.50	50.00

Materia	
Aptos en %	
Non aptos en %	

N° de suspensos	S0	S1	S2	S3	S4	S5	S6	S7	S8 +
Resultados en %	25.00	4.17	16.67	8.33	8.33	4.17	8.33	12.50	12.50

Materia	LCeL	Ingl	EPeV	Prld	EFís	REFO	Mate	LGeL	NoRe	CCSS	CCNN	2Fra	Reli
Aptos en %	45.83	45.83	93.75	100.00	87.50	33.33	54.17	43.75	100.00	66.67	54.17	79.17	91.30
Non aptos en %	54.17	54.17	6.25	0.00	12.50	66.67	45.83	56.25	0.00	33.33	45.83	20.83	8.70

Materia	
Aptos en %	
Non aptos en %	

N° de suspensos	S0	S1	S2	S3	S4	S5	S6	S7	S8 +
Resultados en %	13.33	6.67	13.33	6.67	13.33	13.33	13.33	0.00	20.00

Materia	Ingl	Músi	Mate	LCeL	Tecn	2Fra	NoRe	EFís	LGeL	Reli	CCNN	CCSS	EdCi	REFO
Aptos en %	33.33	86.67	66.67	53.33	60.00	81.82	100.00	100.00	26.67	80.00	60.00	53.33	46.67	75.00
Non aptos en %	66.67	13.33	33.33	46.67	40.00	18.18	0.00	0.00	73.33	20.00	40.00	46.67	53.33	25.00
Materia														
Aptos en %														
Non aptos en %														

N° de suspensos	S0	S1	S2	S3	S4	S5	S6	S7	S8 +
Resultados en %	41.67	8.33	0.00	0.00	8.33	0.00	8.33	0.00	33.33

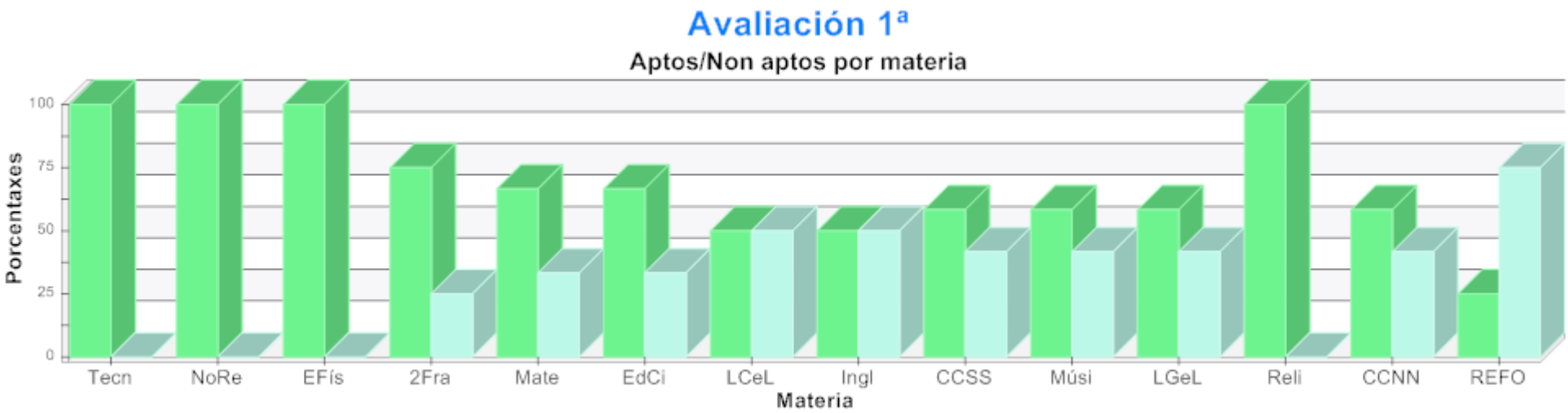

Materia	Tecn	NoRe	EFís	2Fra	Mate	EdCi	LCeL	Ingl	CCSS	Músi	LGeL	Reli	CCNN	REFO
Aptos en %	100.00	100.00	100.00	75.00	66.67	66.67	50.00	50.00	58.33	58.33	58.33	100.00	58.33	25.00
Non aptos en %	0.00	0.00	0.00	25.00	33.33	33.33	50.00	50.00	41.67	41.67	41.67	0.00	41.67	75.00

Materia	
Aptos en %	
Non aptos en %	

N° de suspensos	S0	S1	S2	S3	S4	S5	S6	S7	S8 +
Resultados en %	14.29	7.14	7.14	14.29	21.43	14.29	7.14	7.14	7.14

Materia	CCSS	NoRe	CCNN	EFís	LCeL	EdCi	Tecn	Ingl	Músi	2Fra	Mate	LGeL	REFO
Aptos en %	57.14	100.00	50.00	100.00	57.14	57.14	85.71	64.29	85.71	62.50	85.71	28.57	33.33
Non aptos en %	42.86	0.00	50.00	0.00	42.86	42.86	14.29	35.71	14.29	37.50	14.29	71.43	66.67

Materia	
Aptos en %	
Non aptos en %	

N° de suspensos	S0	S1	S2	S3	S4	S5	S6	S7	S8 +
Resultados en %	21.95	7.32	7.32	7.32	14.63	9.76	9.76	2.44	19.51

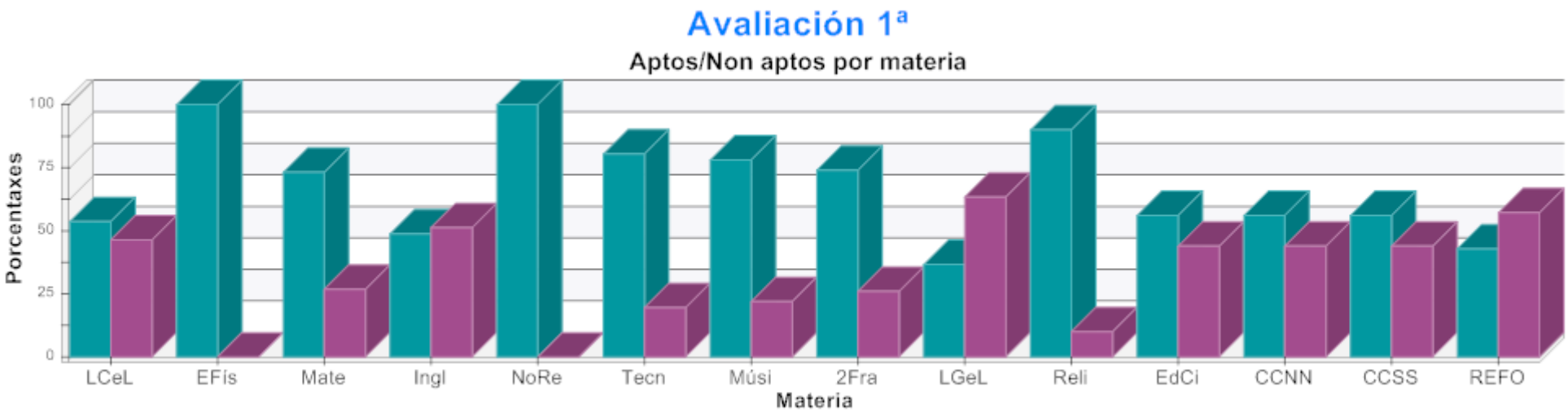

Materia	LCeL	EFís	Mate	Ingl	NoRe	Tecn	Músi	2Fra	LGeL	Reli	EdCi	CCNN	CCSS	REFO
Aptos en %	53.66	100.00	73.17	48.78	100.00	80.49	78.05	74.07	36.59	90.00	56.10	56.10	56.10	42.86
Non aptos en %	46.34	0.00	26.83	51.22	0.00	19.51	21.95	25.93	63.41	10.00	43.90	43.90	43.90	57.14

Materia	
Aptos en %	
Non aptos en %	

N° de suspensos	S0	S1	S2	S3	S4	S5	S6	S7	S8 +
Resultados en %	15.79	5.26	10.53	5.26	10.53	10.53	10.53	15.79	15.79

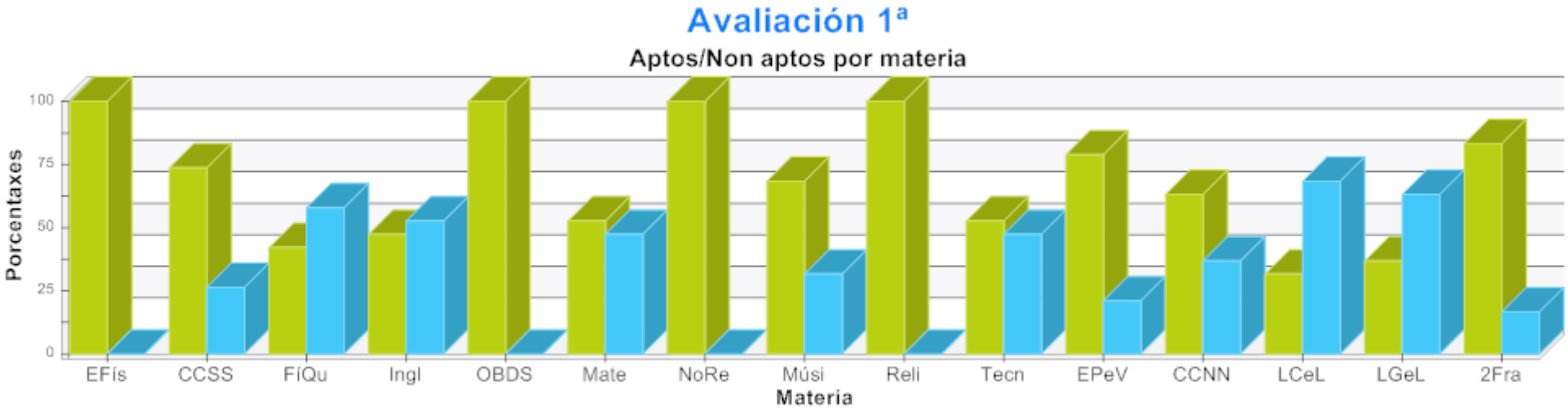

Materia	EFís	CCSS	FíQu	Ingl	OBDS	Mate	NoRe	Músi	Reli	Tecn	EPeV	CCNN	LCeL	LGeL	2Fra
Aptos en %	100.00	73.68	42.11	47.37	100.00	52.63	100.00	68.42	100.00	52.63	78.95	63.16	31.58	36.84	83.33
Non aptos en %	0.00	26.32	57.89	52.63	0.00	47.37	0.00	31.58	0.00	47.37	21.05	36.84	68.42	63.16	16.67

Materia	
Aptos en %	
Non aptos en %	

N° de suspensos	S0	S1	S2	S3	S4	S5	S6	S7	S8 +
Resultados en %	5.56	5.56	0.00	5.56	5.56	5.56	27.78	11.11	33.33

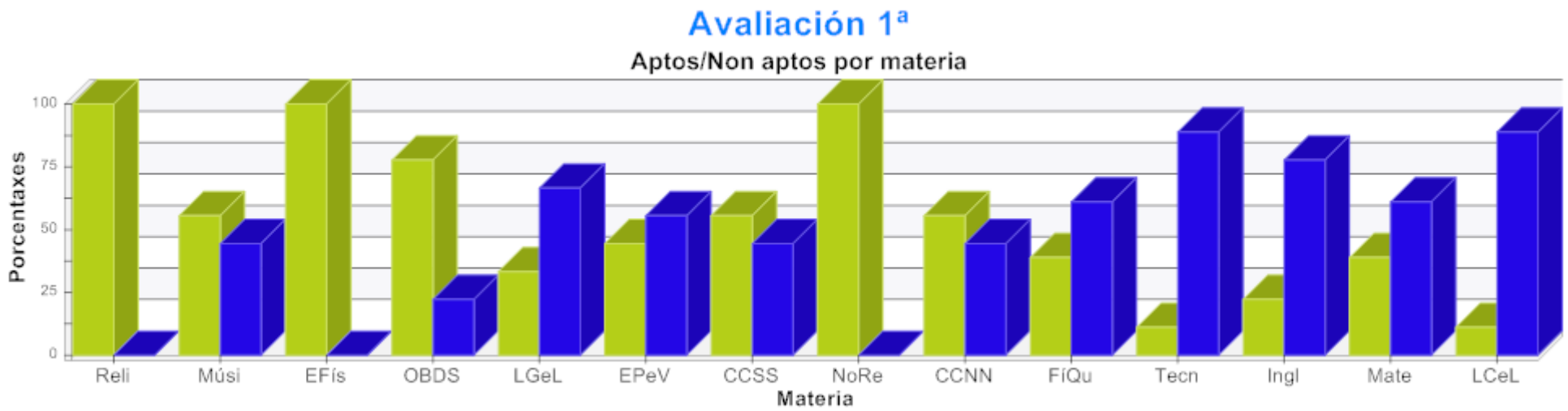

Materia	Reli	Músi	EFís	OBDS	LGeL	EPeV	CCSS	NoRe	CCNN	FíQu	Tecn	Ingl	Mate	LCeL
Aptos en %	100.00	55.56	100.00	77.78	33.33	44.44	55.56	100.00	55.56	38.89	11.11	22.22	38.89	11.11
Non aptos en %	0.00	44.44	0.00	22.22	66.67	55.56	44.44	0.00	44.44	61.11	88.89	77.78	61.11	88.89
Materia														
Aptos en %														
Non aptos en %														

N° de suspensos	S0	S1	S2	S3	S4	S5	S6	S7	S8 +
Resultados en %	66.67	11.11	11.11	11.11	0.00	0.00	0.00	0.00	0.00

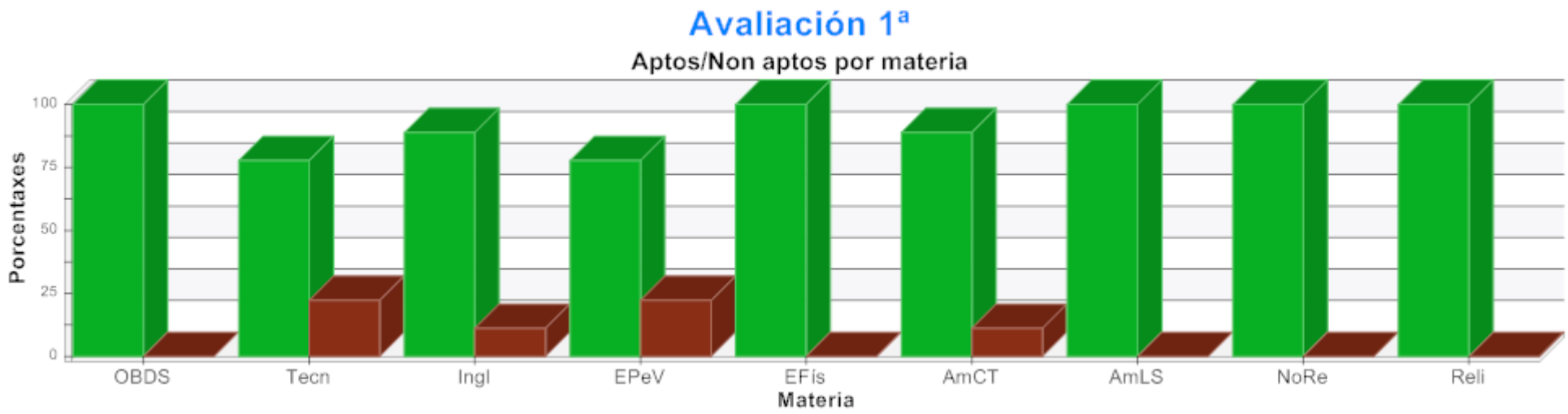

Materia	OBDS	Tecn	Ingl	EPeV	EFís	AmCT	AmLS	NoRe	Reli
Aptos en %	100.00	77.78	88.89	77.78	100.00	88.89	100.00	100.00	100.00
Non aptos en %	0.00	22.22	11.11	22.22	0.00	11.11	0.00	0.00	0.00
Materia									
Aptos en %									
Non aptos en %									

N° de suspensos	S0	S1	S2	S3	S4	S5	S6	S7	S8 +
Resultados en %	21.74	6.52	6.52	6.52	6.52	6.52	15.22	10.87	19.57

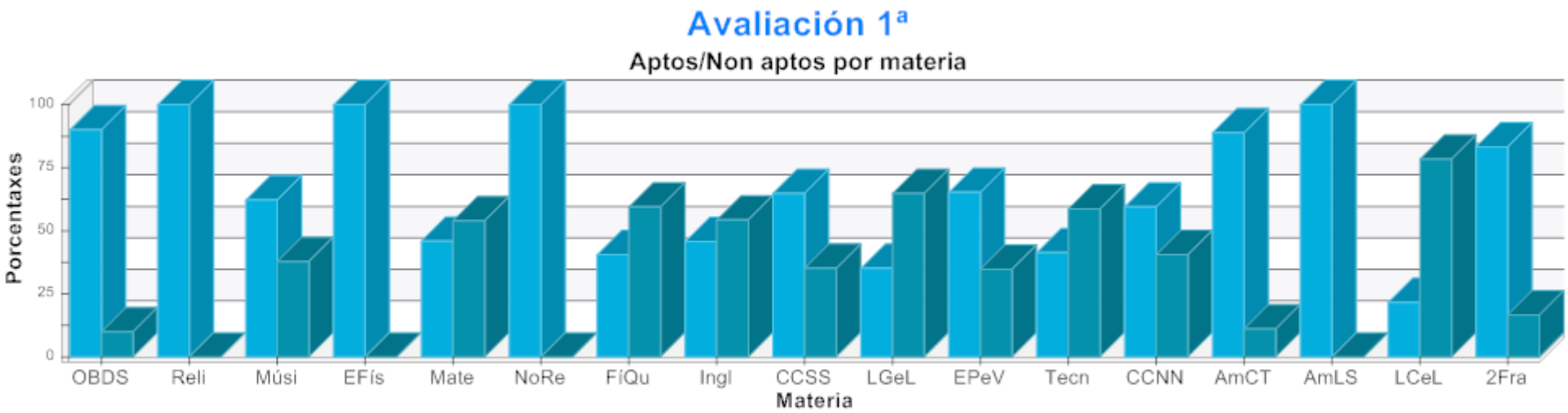

Materia	OBDS	Reli	Músi	EFís	Mate	NoRe	FíQu	Ingl	CCSS	LGeL	EPeV	Tecn	CCNN	AmCT	AmLS	LCeL	2Fra
Aptos en %	90.00	100.00	62.16	100.00	45.95	100.00	40.54	45.65	64.86	35.14	65.22	41.30	59.46	88.89	100.00	21.62	83.33
Non aptos en %	10.00	0.00	37.84	0.00	54.05	0.00	59.46	54.35	35.14	64.86	34.78	58.70	40.54	11.11	0.00	78.38	16.67

Materia	
Aptos en %	
Non aptos en %	

N° de suspensos	S0	S1	S2	S3	S4	S5	S6	S7	S8 +
Resultados en %	28.57	28.57	7.14	7.14	7.14	14.29	0.00	0.00	7.14

Materia	EFís	Etic	ITIF	Ingl	Tecn	Músi	2Fra	Reli	FíQu	LCeL	CCSS	MATB	LGeL	BiXe	ATEE	TalE	Lati
Aptos en %	92.86	100.00	90.00	78.57	85.71	83.33	100.00	100.00	71.43	57.14	71.43	57.14	57.14	100.00	100.00	85.71	100.00
Non aptos en %	7.14	0.00	10.00	21.43	14.29	16.67	0.00	0.00	28.57	42.86	28.57	42.86	42.86	0.00	0.00	14.29	0.00

Materia	
Aptos en %	
Non aptos en %	

N° de suspensos	S0	S1	S2	S3	S4	S5	S6	S7	S8 +
Resultados en %	23.53	11.76	17.65	5.88	5.88	11.76	17.65	5.88	0.00

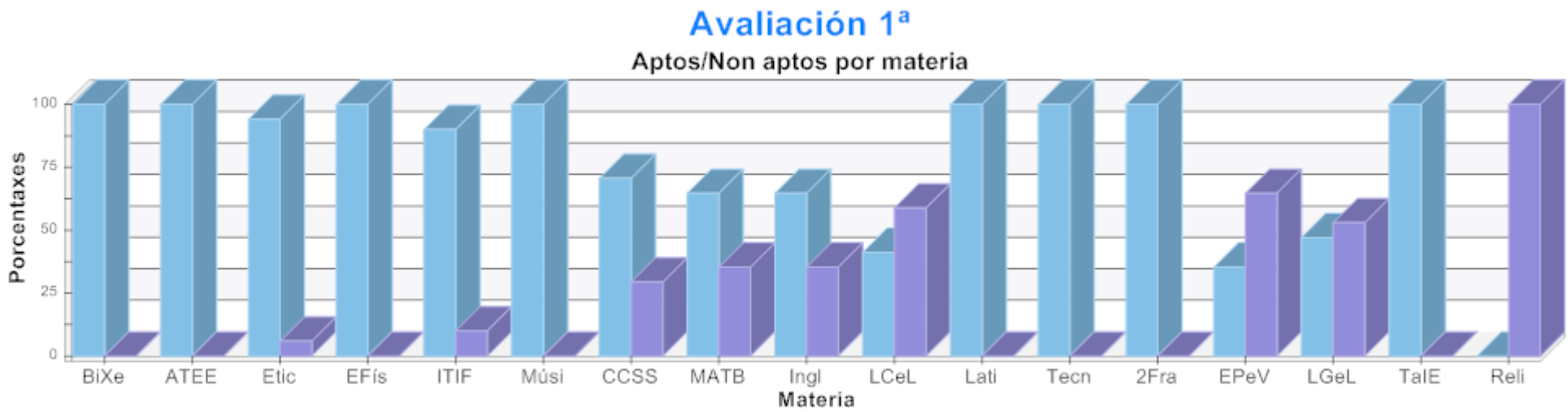

Materia	BiXe	ATEE	Etic	EFís	ITIF	Músi	CCSS	MATB	Ingl	LCeL	Lati	Tecn	2Fra	EPeV	LGeL	TalE	Reli
Aptos en %	100.00	100.00	94.12	100.00	90.00	100.00	70.59	64.71	64.71	41.18	100.00	100.00	100.00	35.29	47.06	100.00	0.00
Non aptos en %	0.00	0.00	5.88	0.00	10.00	0.00	29.41	35.29	35.29	58.82	0.00	0.00	0.00	64.71	52.94	0.00	100.00

Materia	
Aptos en %	
Non aptos en %	

N° de suspensos	S0	S1	S2	S3	S4	S5	S6	S7	S8 +
Resultados en %	33.33	33.33	22.22	11.11	0.00	0.00	0.00	0.00	0.00

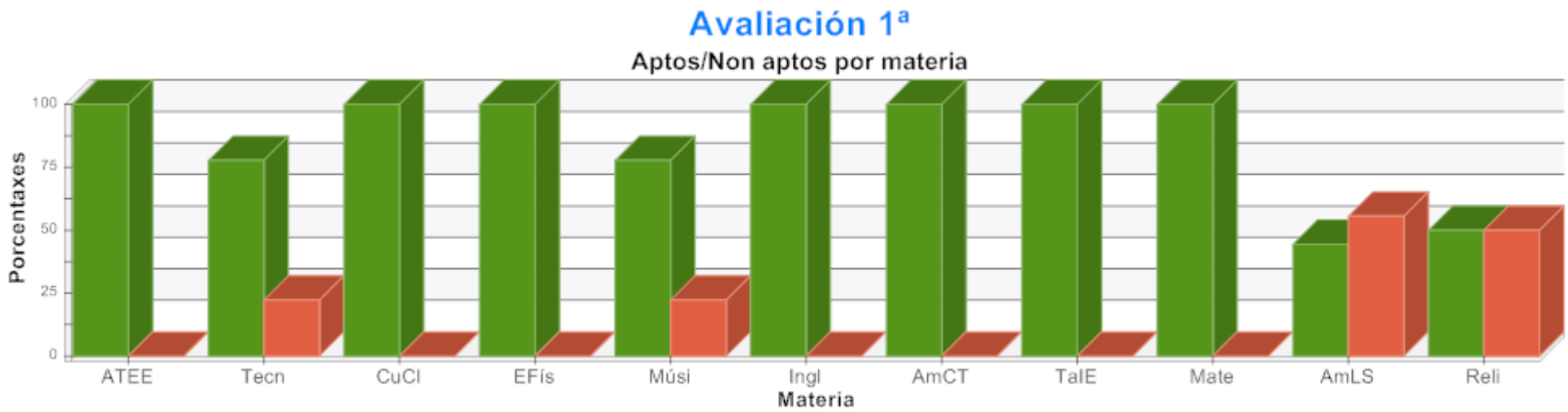

Materia	ATEE	Tecn	CuCl	EFís	Músi	Ingl	AmCT	TalE	Mate	AmLS	Reli
Aptos en %	100.00	77.78	100.00	100.00	77.78	100.00	100.00	100.00	100.00	44.44	50.00
Non aptos en %	0.00	22.22	0.00	0.00	22.22	0.00	0.00	0.00	0.00	55.56	50.00

Materia	
Aptos en %	
Non aptos en %	

N° de suspensos	S0	S1	S2	S3	S4	S5	S6	S7	S8 +
Resultados en %	33.33	33.33	22.22	11.11	0.00	0.00	0.00	0.00	0.00

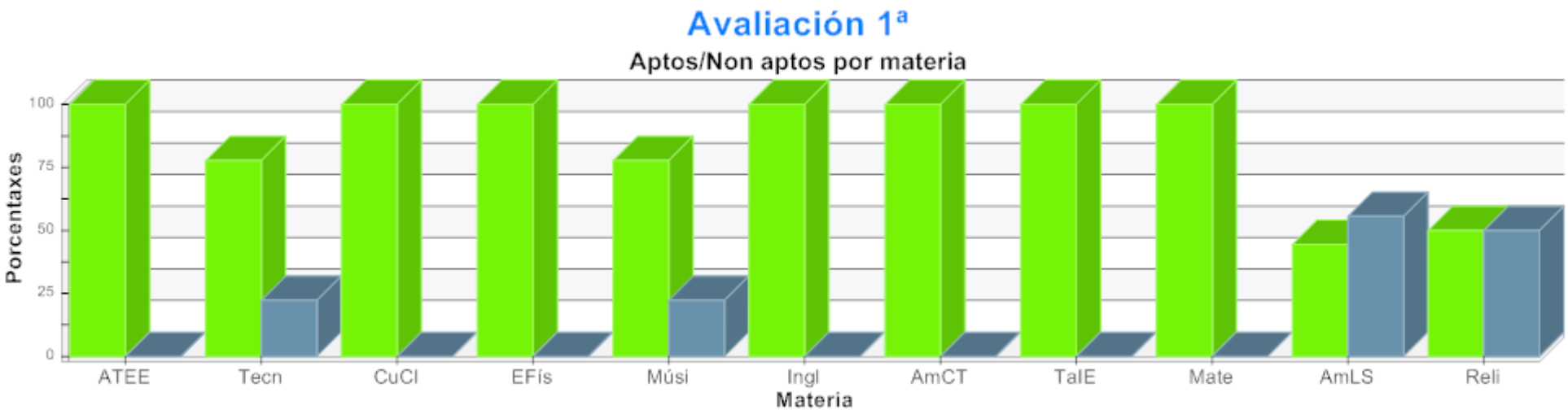

Materia	ATEE	Tecn	CuCl	EFís	Músi	Ingl	AmCT	TalE	Mate	AmLS	Reli
Aptos en %	100.00	77.78	100.00	100.00	77.78	100.00	100.00	100.00	100.00	44.44	50.00
Non aptos en %	0.00	22.22	0.00	0.00	22.22	0.00	0.00	0.00	0.00	55.56	50.00

Materia	
Aptos en %	
Non aptos en %	

N° de suspensos	S0	S1	S2	S3	S4	S5	S6	S7	S8 +
Resultados en %	28.57	14.29	14.29	14.29	7.14	14.29	7.14	0.00	0.00

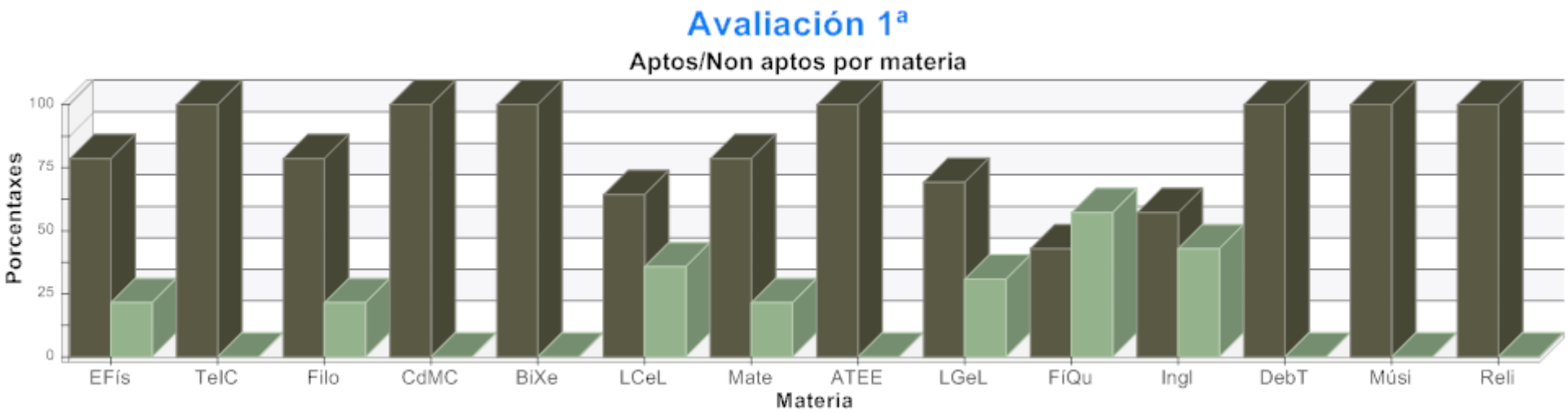

Materia	EFís	TelC	Filo	CdMC	BiXe	LCeL	Mate	ATEE	LGeL	FíQu	Ingl	DebT	Músi	Reli
Aptos en %	78.57	100.00	78.57	100.00	100.00	64.29	78.57	100.00	69.23	42.86	57.14	100.00	100.00	100.00
Non aptos en %	21.43	0.00	21.43	0.00	0.00	35.71	21.43	0.00	30.77	57.14	42.86	0.00	0.00	0.00
Materia														
Aptos en %														
Non aptos en %														

N° de suspensos	S0	S1	S2	S3	S4	S5	S6	S7	S8 +
Resultados en %	11.90	7.14	4.76	9.52	11.90	7.14	14.29	19.05	14.29

Materia	LCeL	Músi	HMCo	ATEE	Filo	EFís	Econ	CdMC	TelC	LGeL	MatA	Ingl	Mate	FíQu	BiXe	DebT	Reli	2Fra	Latí	Greg
Aptos en %	35.71	100.00	17.86	94.12	47.62	73.81	34.62	78.57	100.00	36.59	19.23	38.10	78.57	42.86	100.00	100.00	87.50	100.00	100.00	100.00
Non aptos en %	64.29	0.00	82.14	5.88	52.38	26.19	65.38	21.43	0.00	63.41	80.77	61.90	21.43	57.14	0.00	0.00	12.50	0.00	0.00	0.00

Materia	
Aptos en %	
Non aptos en %	

N° de suspensos	S0	S1	S2	S3	S4	S5	S6	S7	S8 +
Resultados en %	7.14	7.14	0.00	7.14	7.14	7.14	21.43	21.43	21.43

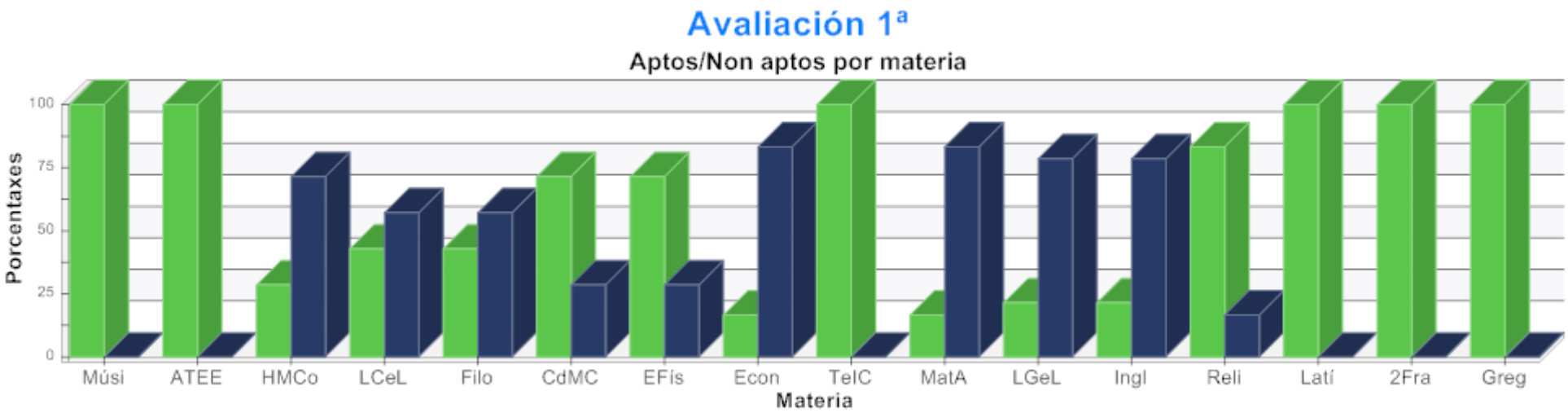

Materia	Músi	ATEE	HMCo	LCeL	Filo	CdMC	EFís	Econ	TelC	MatA	LGeL	Ingl	Reli	Latí	2Fra	Greg
Aptos en %	100.00	100.00	28.57	42.86	42.86	71.43	71.43	16.67	100.00	16.67	21.43	21.43	83.33	100.00	100.00	100.00
Non aptos en %	0.00	0.00	71.43	57.14	57.14	28.57	28.57	83.33	0.00	83.33	78.57	78.57	16.67	0.00	0.00	0.00

Materia	
Aptos en %	
Non aptos en %	

N° de suspensos	S0	S1	S2	S3	S4	S5	S6	S7	S8 +
Resultados en %	0.00	0.00	0.00	7.14	21.43	0.00	14.29	35.71	21.43

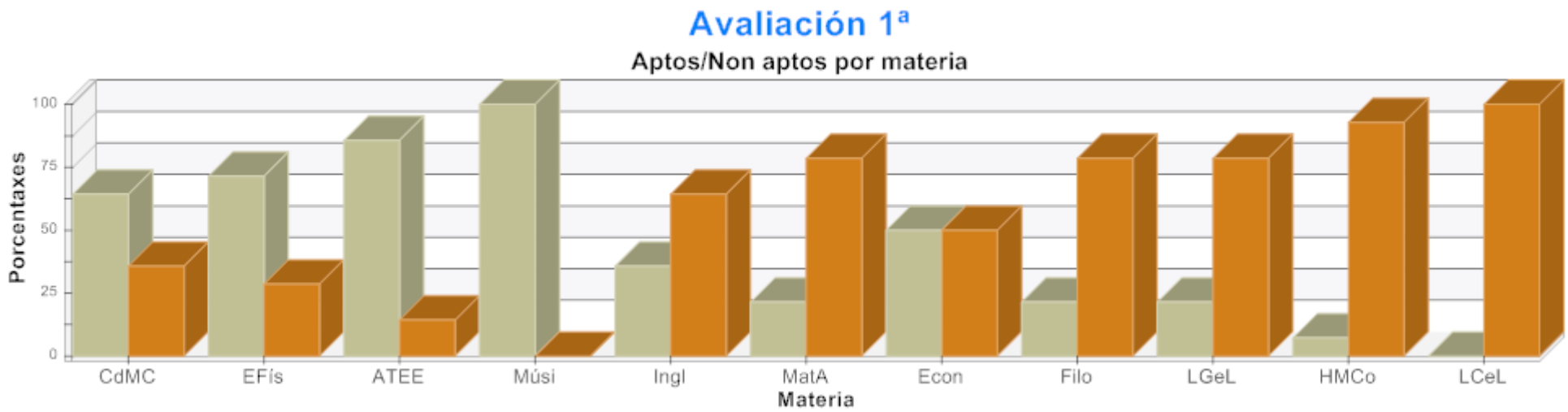

Materia	CdMC	EFís	ATEE	Músi	Ingl	MatA	Econ	Filo	LGeL	HMCo	LCeL
Aptos en %	64.29	71.43	85.71	100.00	35.71	21.43	50.00	21.43	21.43	7.14	0.00
Non aptos en %	35.71	28.57	14.29	0.00	64.29	78.57	50.00	78.57	78.57	92.86	100.00

Materia	
Aptos en %	
Non aptos en %	

N° de suspensos	S0	S1	S2	S3	S4	S5	S6	S7	S8 +
Resultados en %	22.73	13.64	4.55	4.55	4.55	9.09	22.73	4.55	13.64

Materia	RELC	Xeol	HFil	Biol	Físi	Ingl	Hist	Mate	Quím	LGeL	LCeL	MatA	HMus	LITU	ATEE	DebT	Xeog	Econ	EeFD	HArt
Aptos en %	100.00	100.00	57.14	28.57	60.00	50.00	50.00	40.00	44.44	47.62	50.00	71.43	100.00	100.00	100.00	66.67	60.00	30.00	100.00	50.00
Non aptos en %	0.00	0.00	42.86	71.43	40.00	50.00	50.00	60.00	55.56	52.38	50.00	28.57	0.00	0.00	0.00	33.33	40.00	70.00	0.00	50.00

Materia	CTMA	2Fra
Aptos en %	66.67	100.00
Non aptos en %	33.33	0.00