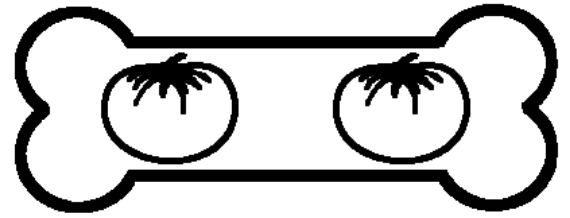



amarelo




verde



laranja



vermello



lila









ACTIVIDADE

1º: Le as palabras.

2º: Une cada obxecto coa súa cor.

3º: Colorea cada oso coa cor que lle corresponde.

Nome: \_\_\_\_\_





0					
---	--	--	--	--	--

**ACTIVIDADE**  
1º.- Conta e anota o nº de bolas de cada bote.  
2º.- Continúa as series numéricas.  
3º.- Colorea ao teu gosto.

5					
---	--	--	--	--	--

Nome: \_\_\_\_\_



**ACTIVIDADE**

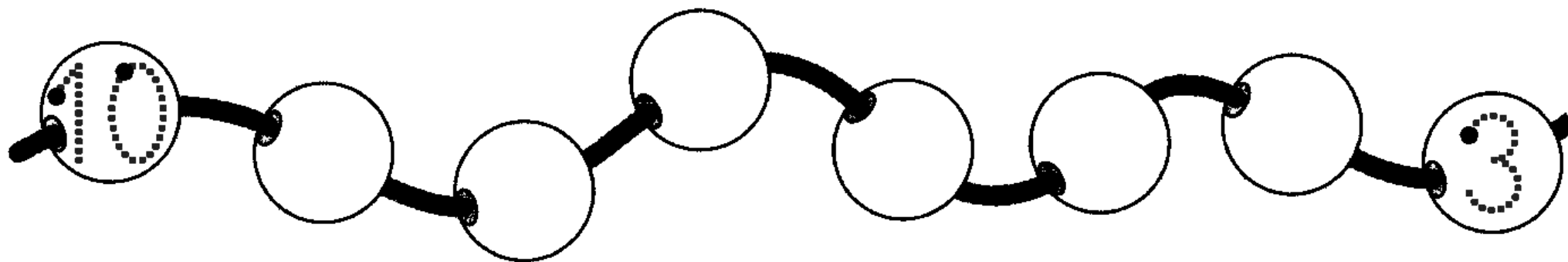
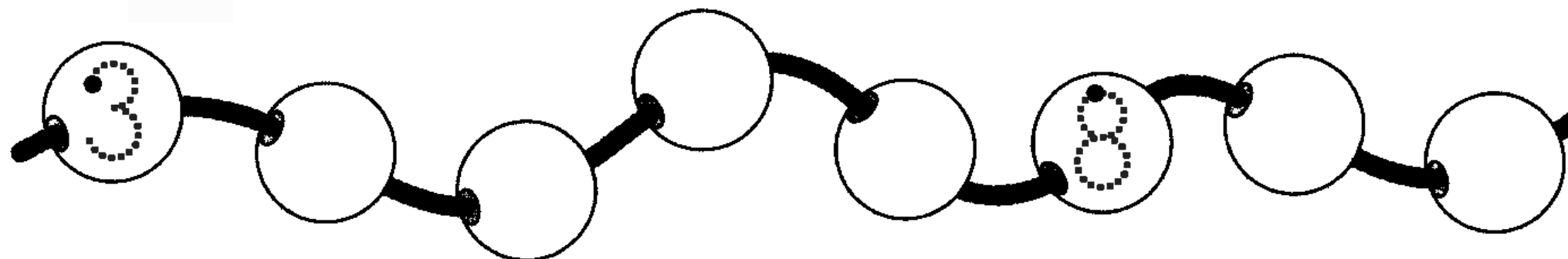
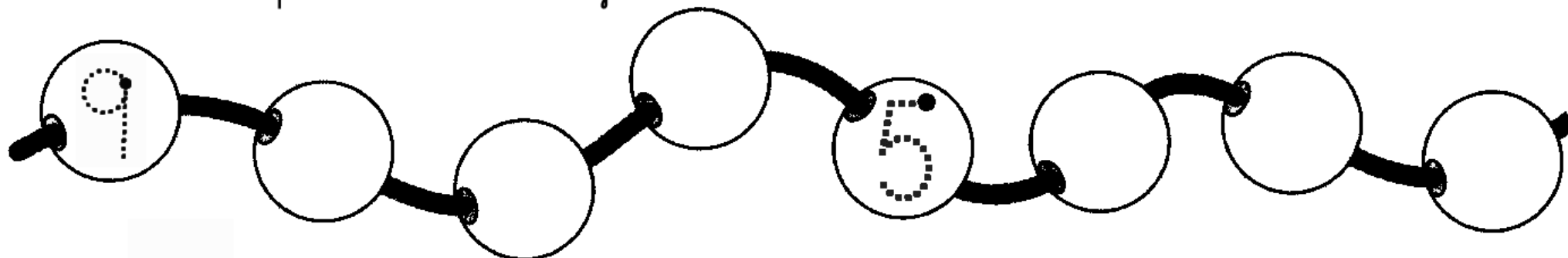
- 1º: Resigue e fai os trazos.
- 2º: Colorea a garabata usando cores claras.
- 3º: Le e escribe en maiúsculas, nos espacios da garabata, palabras que empecen por "p".

Nome: \_\_\_\_\_

## ACTIVIDADE

1º.- Completa as series numéricas.

2º.- Elige unha cor para cada  $n^\circ$  e colorea iguais as bolas cos mesmos  $n^\circ$ .




Nome: \_\_\_\_\_

Apelido: \_\_\_\_\_

# Palabras secretas

Escribe la inicial de cada dibujo para descubrir las palabras secretas.



--	--	--	--

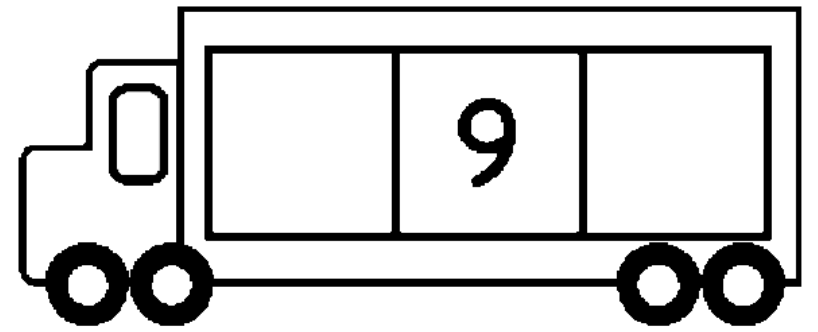
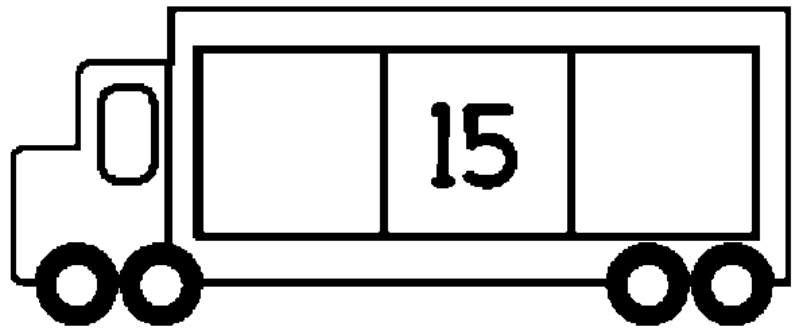
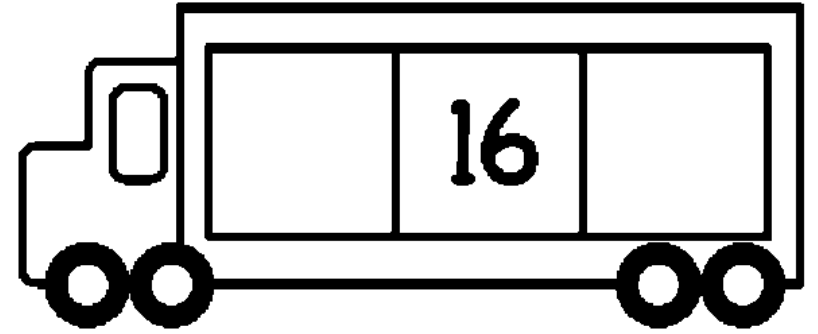
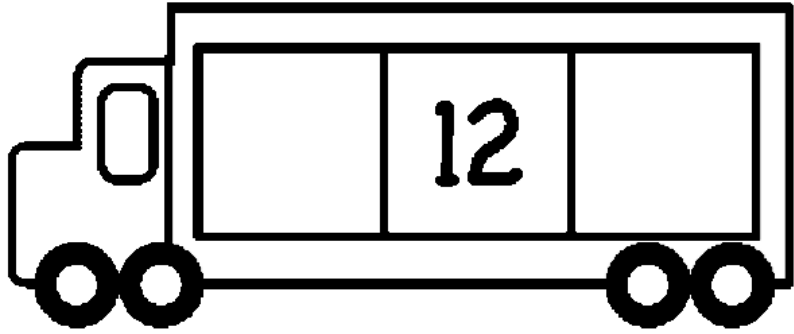
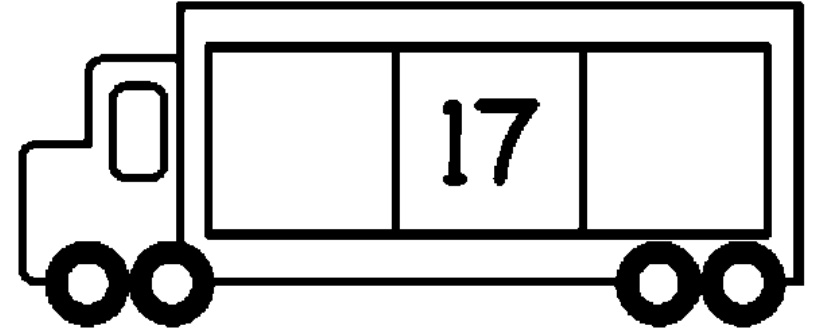
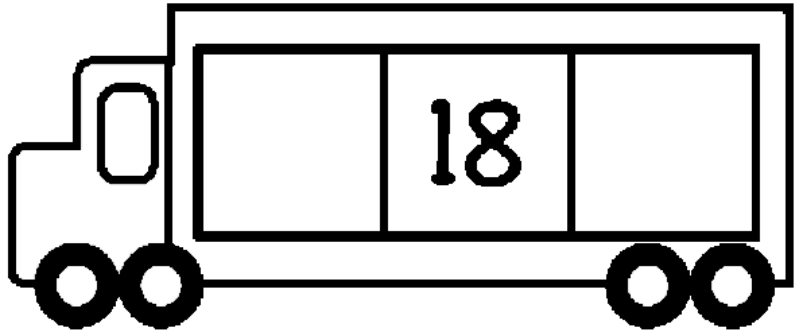


--	--	--	--	--	--



--	--	--	--	--

# SERIES NUMÉRICAS



NOME: \_\_\_\_\_

## ACTIVIDADE

1º Coloca os n° que van antes e depois.

2º.- Colorea os camiões.


n n n

n n n

.

.

.



pelicano

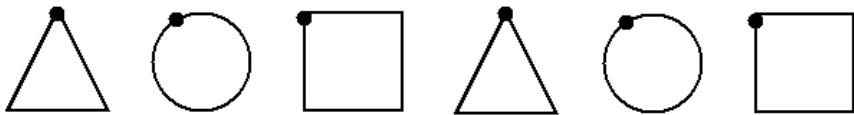
.

Nome: \_\_\_\_\_

**ACTIVIDADE**

- 1º: Resigue e fai os trazos.
- 2º: Lee e copia o nome do animal en minúscula.
- 3º: Colorea como queiras.

# CONTINÚA AS SERIES



Nome: \_\_\_\_\_

## ACTIVIDADE

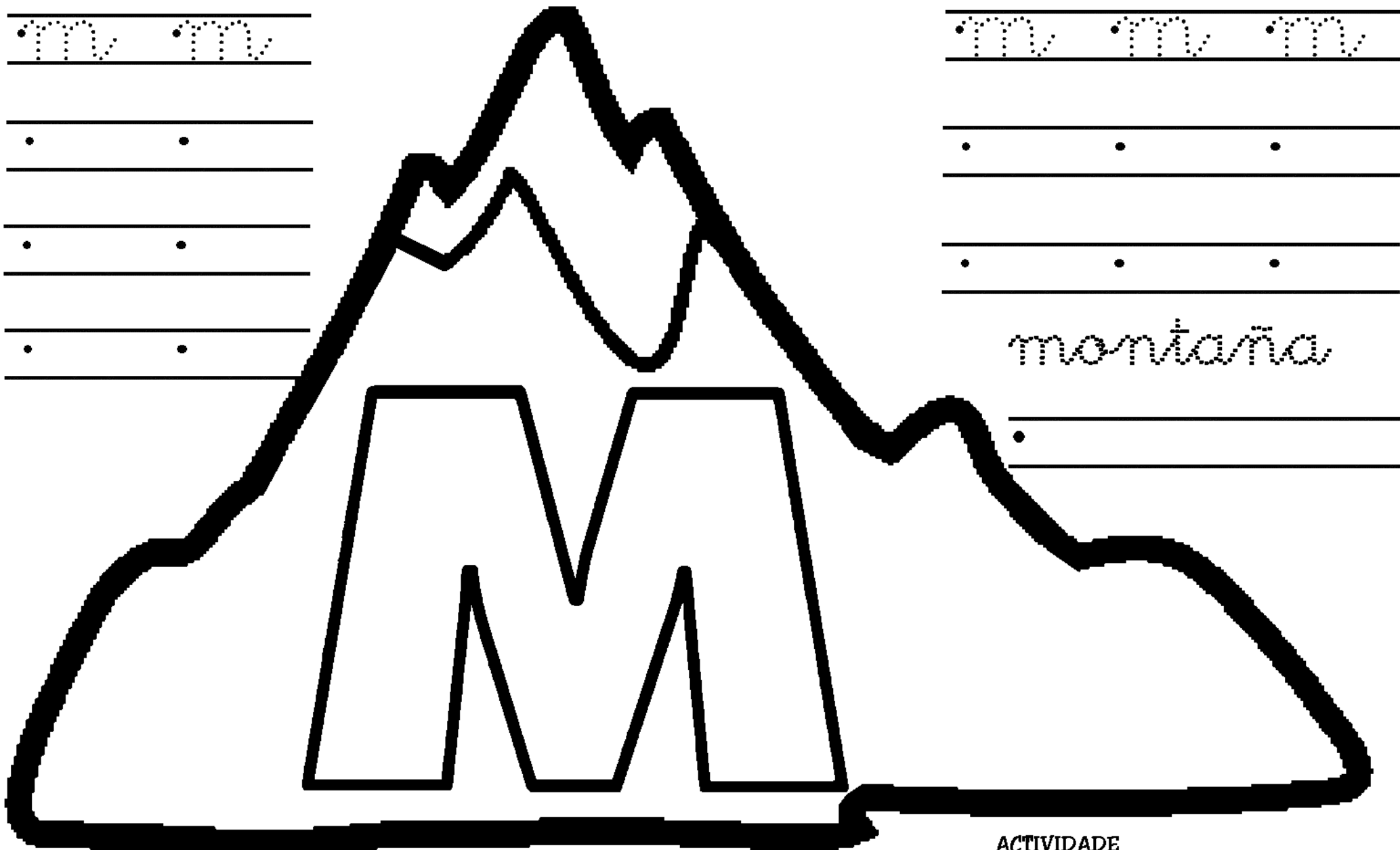
1º: Resigue e continúa a serie de cada fila.

2º: Colorea as figuras.



m m  
.  
.  
.  
.

m m m  
.  
.  
.  
.  
montaña  
.

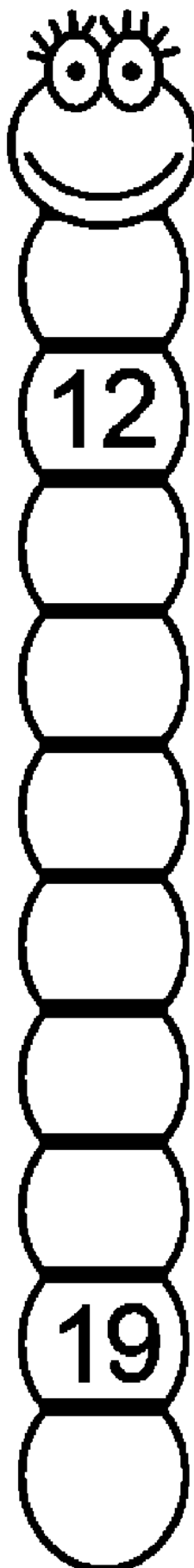
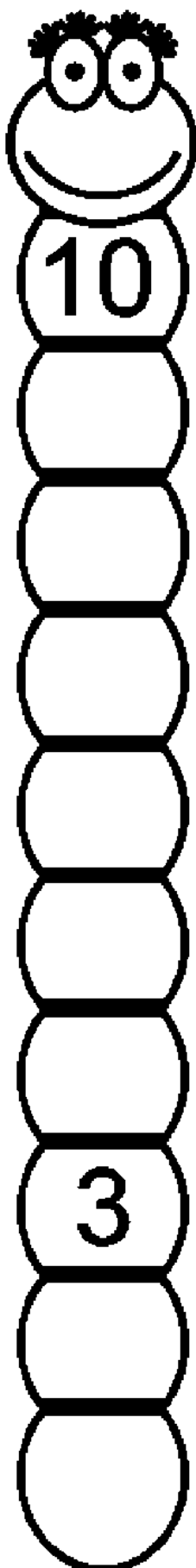


NOME: \_\_\_\_\_

**ACTIVIDADE**

- 1º.- Resigue e fai os trazos.
- 2º.- Colorea a montaña ao teu gusto.
- 3º.- Copia a palabra en minúscula.

# COMPLETA AS SERIES NUMÉRICAS



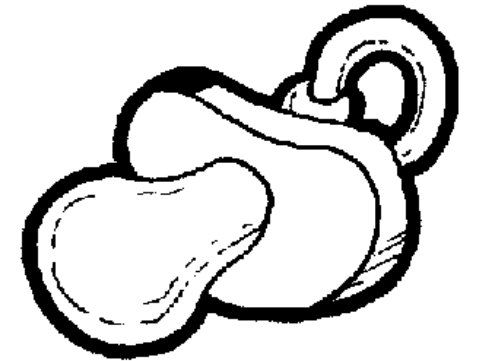


Nome: \_\_\_\_\_

## ATIVIDADE

- 1º.- Completa con nº ou pontos.
- 2º.- Colorea as cabezas dos vermes.

muda pelota mesita Lolita

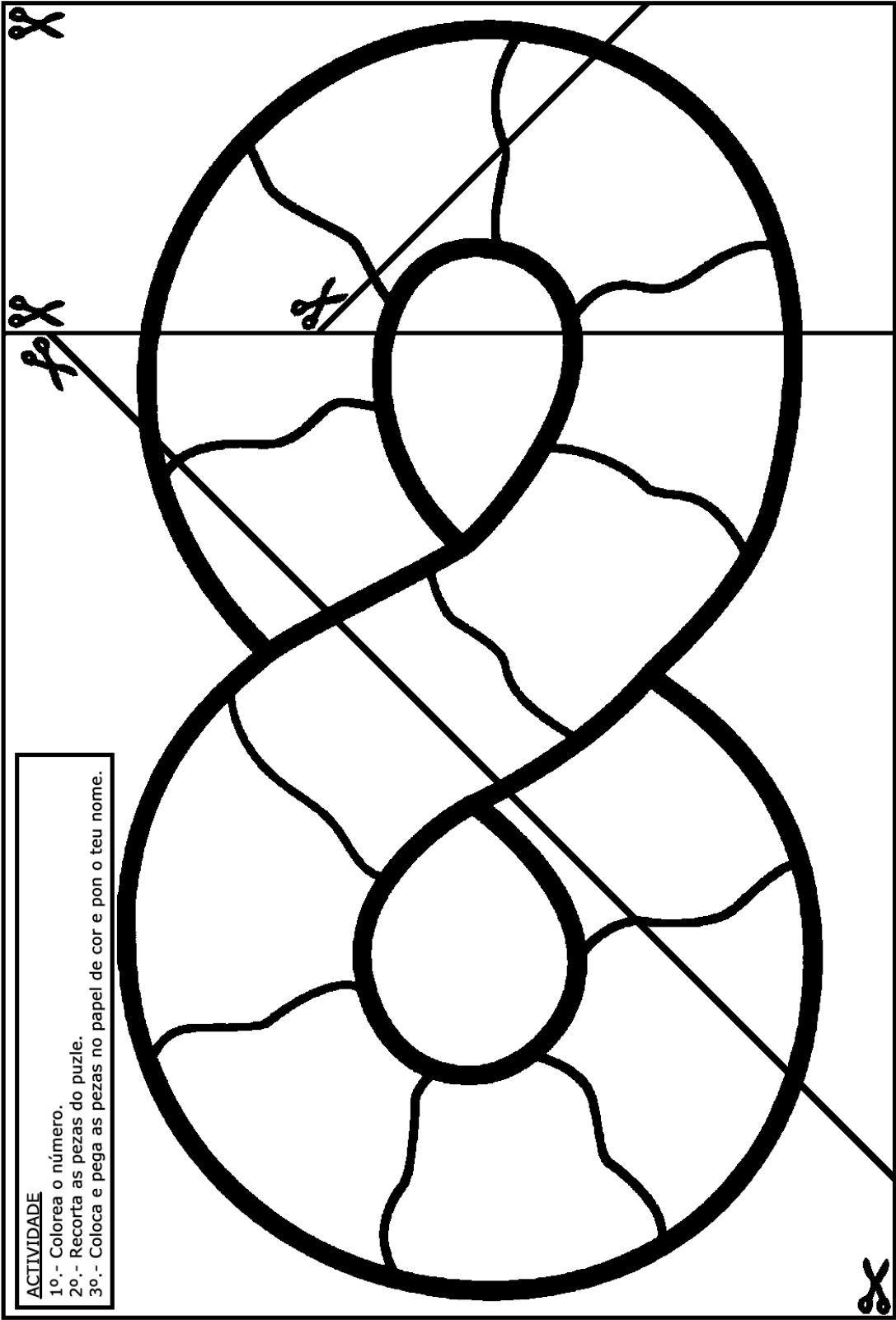
zona da mala maleta



Nome: \_\_\_\_\_




ACTIVIDADE

- 1º.-Repasa e copia as palabras con lapis e rotus finos.
- 2º.-Colorea so os debuxos que aparecen nomeados.



**ATIVIDADE**  
1º.- Colore o número.  
2º.- Recorta as peças do puzzle.  
3º.- Coloca e pega as peças no papel de cor e pon o teu nome.


lobo



**ACTIVIDADE**

- 1º.- Resigue e fai os trazos co lapis.
- 2º.- Le e copia a palabra en maiúscula.
- 3º.- Escribe nos recadros 3 palabras en maiúscula que empecen por "L".
- 4º.- Colorea como queiras.

**Nome:** \_\_\_\_\_



ACTIVIDADE

1º.- Escrebe nas estrelas os nº ordinais para ordenar os cadeliños.

2º.- Colorea os cans 2º, 4º e 6º.

**NOME:** \_\_\_\_\_

# Palabras secretas

Escribe la inicial de cada dibujo para descubrir las palabras secretas.



--	--	--	--



--	--	--	--



--	--	--	--

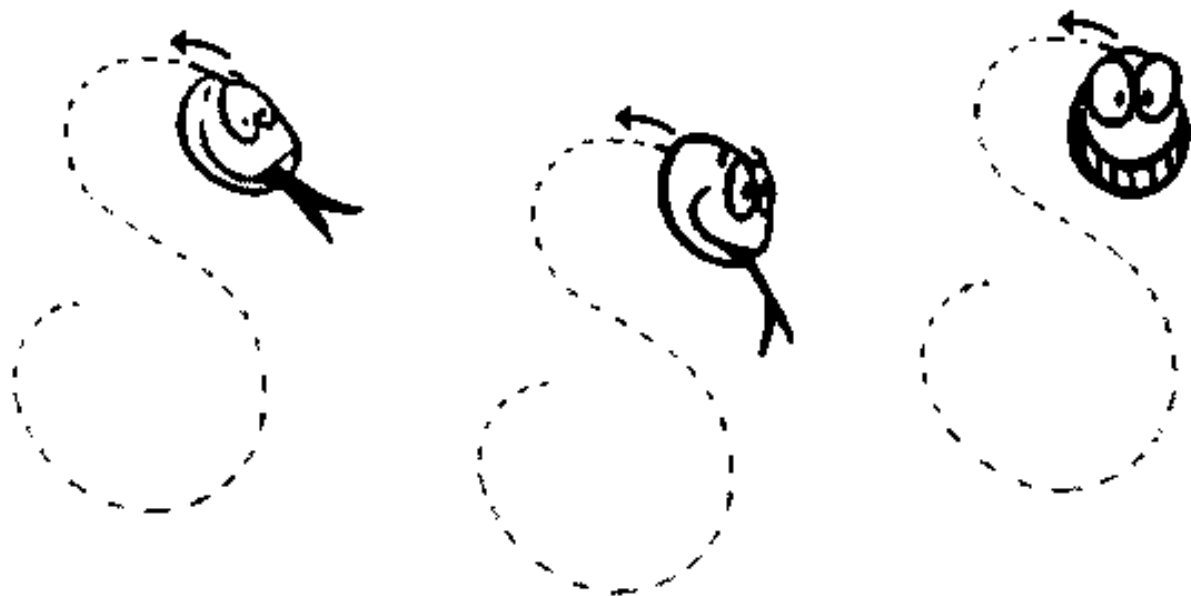


NOME: \_\_\_\_\_

ACTIVIDADE

- 1º.- Sinala en cada fila os animais que ocupan a posición dos nº ordinais.
- 2º.- Colorea so esos animais.





ACTIVIDADE

- 1º.- Resigue e fai os trazos co lapis.
- 2º.- Le e copia en maiúscula.
- 3º.- Colorea como queiras.

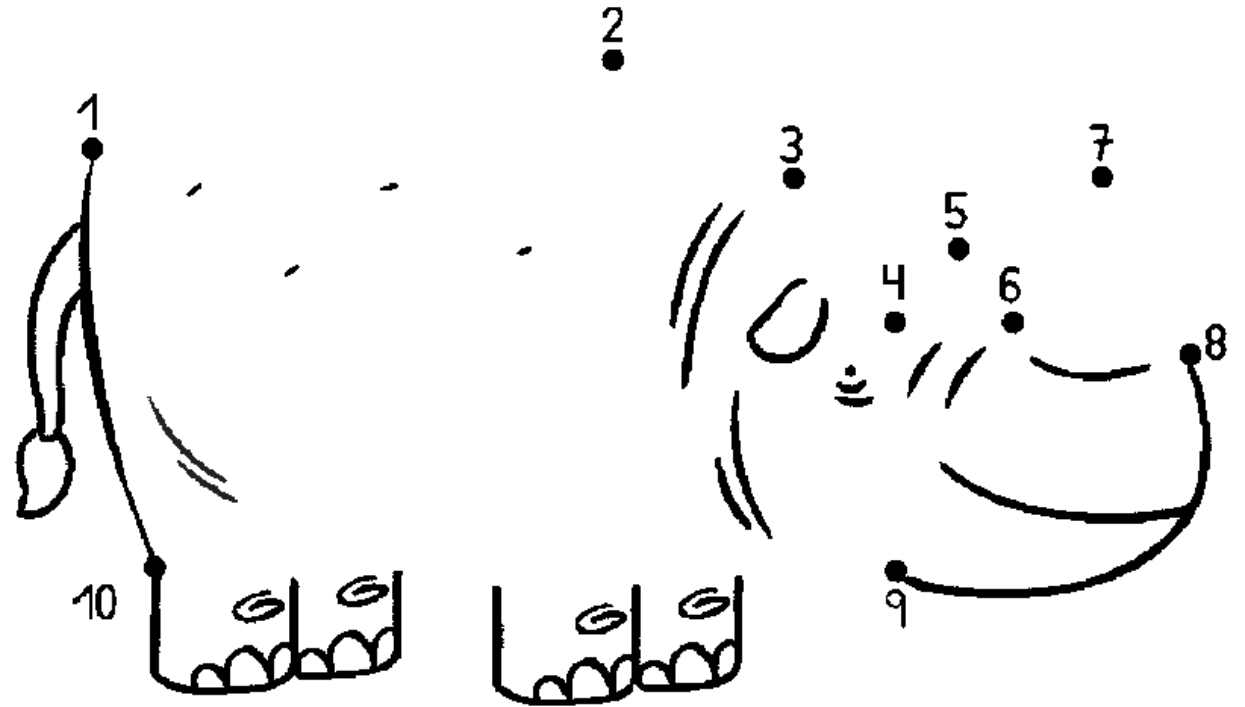
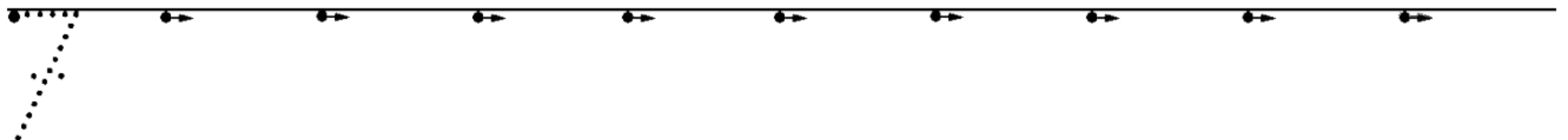
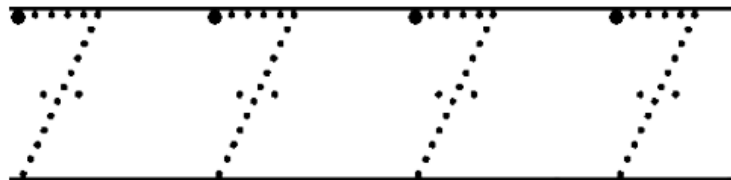
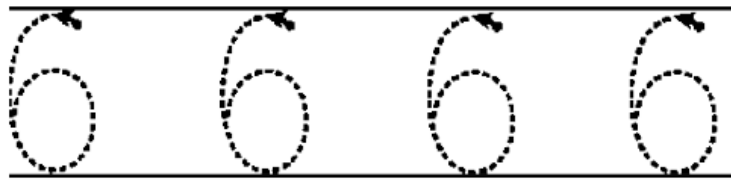


encantador

de

serpes

Nome: \_\_\_\_\_ Apelido: \_\_\_\_\_

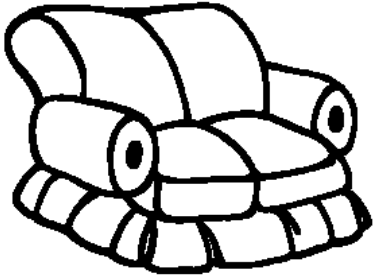





NOME: \_\_\_\_\_

**ACTIVIDADE**

1º.- Resigue e fai os trazos dos nº.

2º.- Une os puntos con lapis e colorea o debuxo.



ACTIVIDADE

1º: Le e une cada palabra co seu debuxo.

2º: Resigue e fai os trazos.

3º: Colorea libremente.

sofá

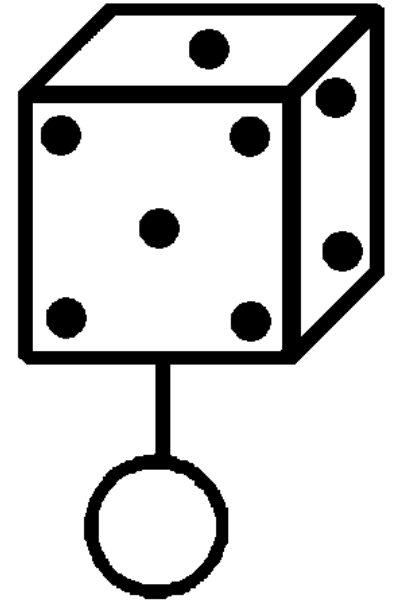
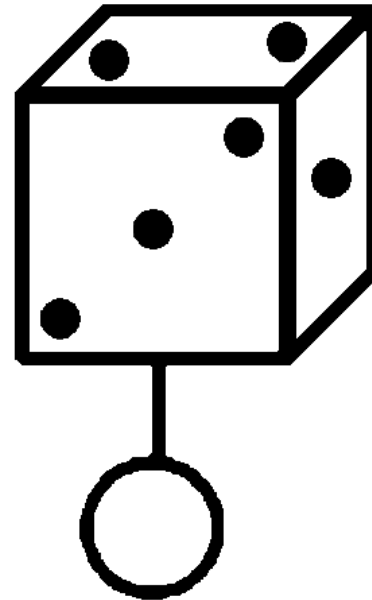
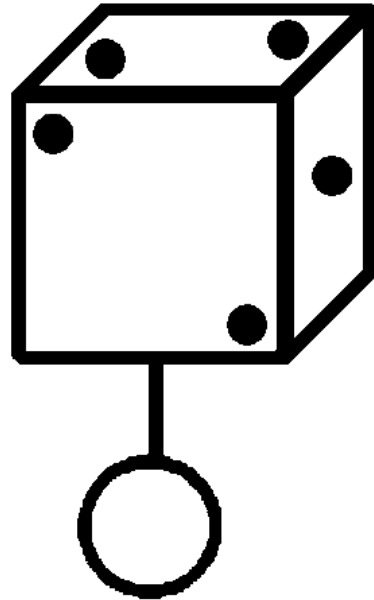
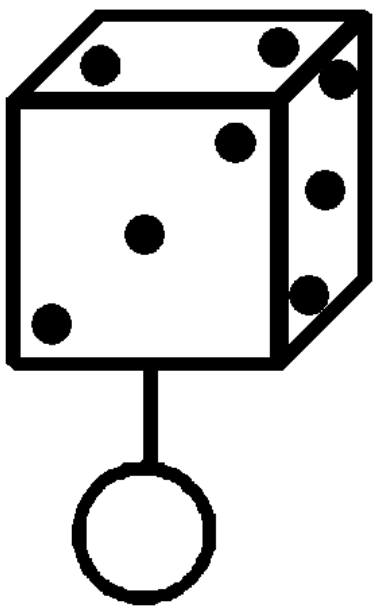
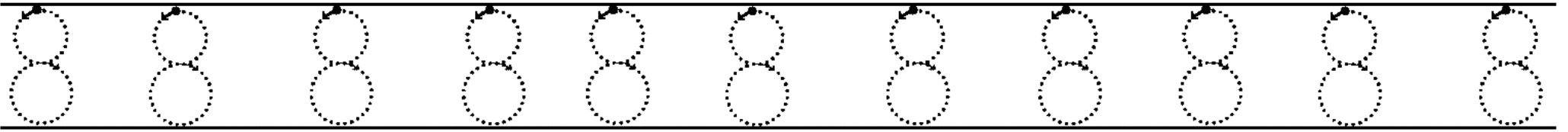
oso

sandía

salvaridas




Nome: \_\_\_\_\_




Nome: \_\_\_\_\_

ACTIVIDADE


- 1º: Conta os pontos de cada dado e pega o gomet.
- 2º: Resigue e fai os trazos do nº 8.
- 3º: Colorea os dados com 8 pontos.



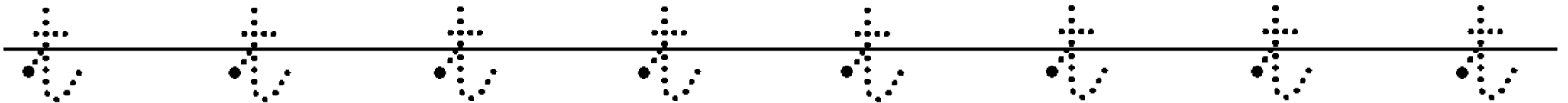

tarta



banco



televisor




Nome: \_\_\_\_\_

ACTIVIDADE

1º: Le as palabras e rodea as "t".



2º: Resigue e fai os trazos co lapis.

3º: Colorea os debuxos con "t" no seu nome.

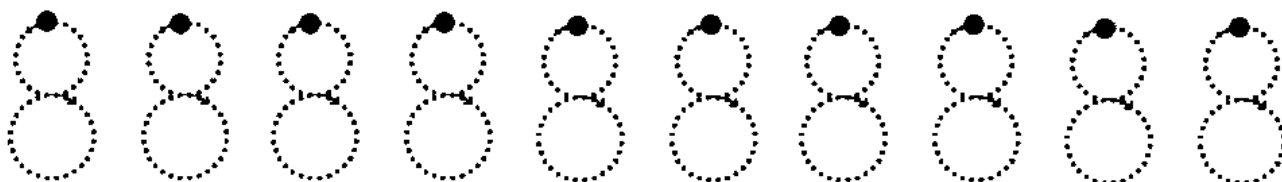


$$5 + 3 =$$

$$1 + 5 =$$



$$\dots + \dots = \dots$$




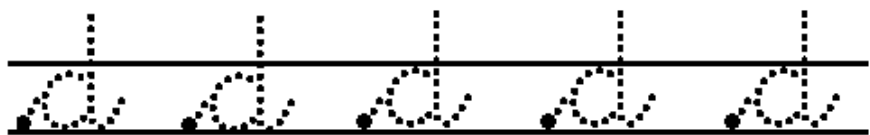


**ACTIVIDADE**

1º.- Colorea facendo 2 grupos de animais de diferente cor en cada pecera atendendo ao nº de sumandos de cada suma.

2º.- Resigue e fai as sumas e os nº.


Nome: \_\_\_\_\_




**ACTIVIDADE**

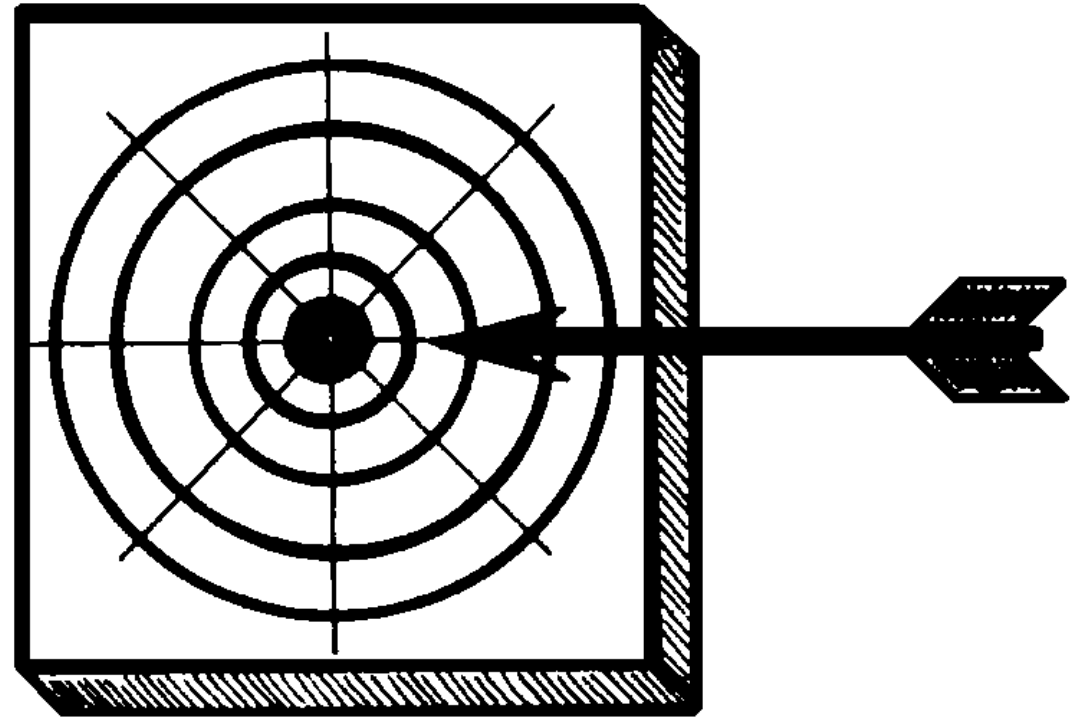

- 1º.- Resigue e fai os trazos.
- 2º.- Leva o dente ata o cepillo e maila pasta polo labirinto.
- 3.- Colorea ao teu gusto.

**NOME** \_\_\_\_\_










David fixo 100 puntos na diana.

. . . . .

Nome: \_\_\_\_\_

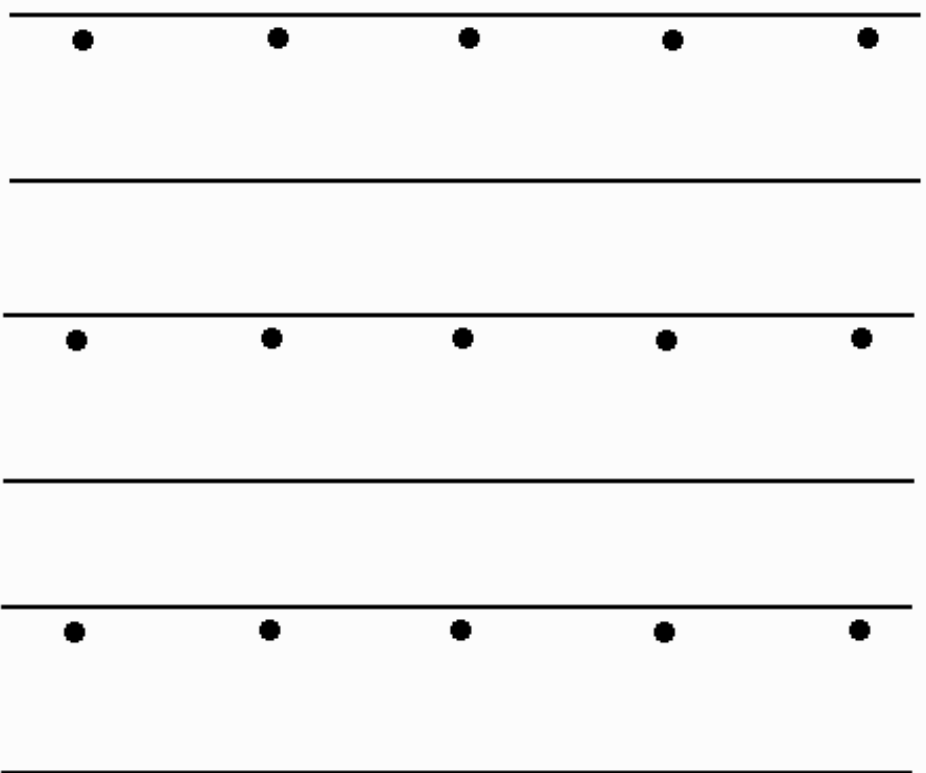

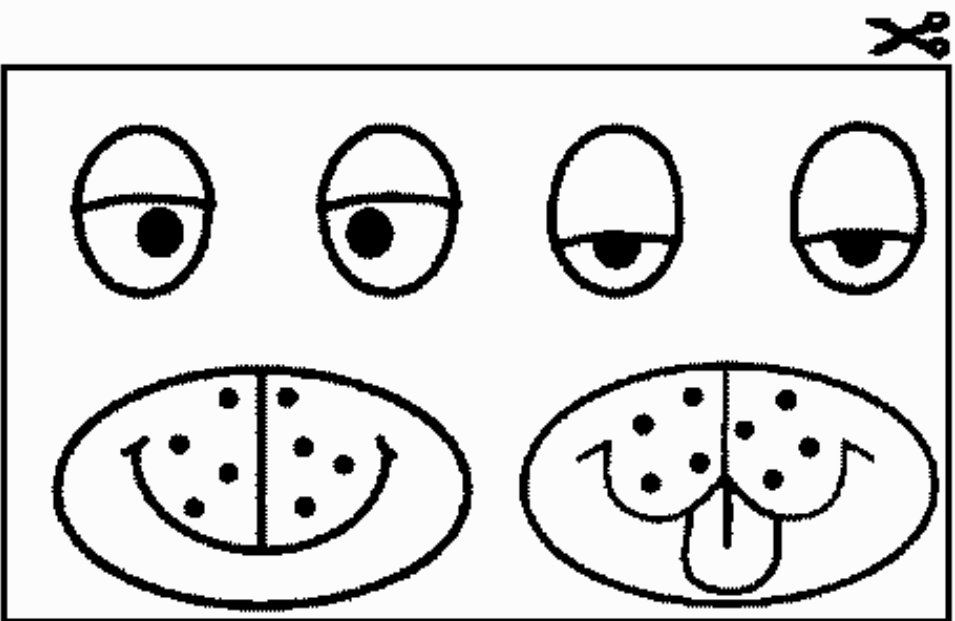
ACTIVIDADE

- 1.º- Resigue e fai os trazos.
- 2.º- Le a frase e cópiaa debaixo.
- 3.- Colorea ao teu gusto a diana.





ACTIVIDADE

- 1º - Repassa e fai os traços dos 9 com lapis e rolos.
- 2º - Colorea a cara do osiño.
- 3º - Recorta e pega os ollos e a boca que máis che agraden.



Nome: \_\_\_\_\_



**NOME:** \_\_\_\_\_

**ACTIVIDADE**

1º.- Colorea as imaxes.



2º.- Recorta as etiquetas e pégaas no se lugar.




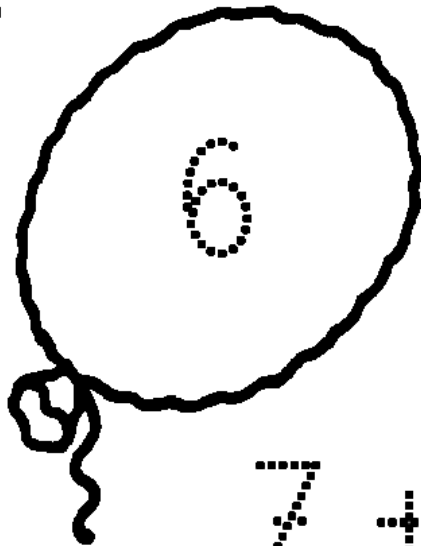
**TERCEIRO 3º**

**PRIMEIRO 1º**

**SEGUNDO 2º**



**ACTIVIDADE** 1º.- Repasar o números e fazer as sumas.  
2º.- Pegar os gomets sobre os cadrados, mesmo resultado mesmo gomet.  
3º.- Colorear os globos seguindo os códigos color- número.



$$6 + 3 = \square$$

—

$$3 + 2 = \square$$

—

$$5 + 2 = \square$$

—

$$7 + 2 = \square$$

—




$$6 + 0 = \square$$

—

$$4 + 1 = \square$$

—

NOME: \_\_\_\_\_



• • •

---

• • •

---

• • •

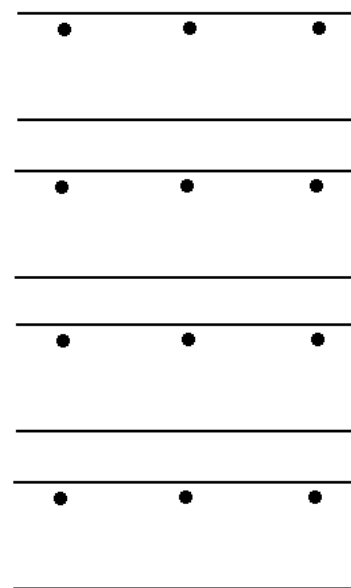


---

Nome: \_\_\_\_\_

**ACTIVIDADE**

1º.- Le e une as palabras dos globos para formar frases.

2º.- Copia cada frase nun renglón.



**ACTIVIDADE**

- 1º: Completa con puntos os dados das series.
- 2º: Resigue e fai os trazos do nº 9.
- 3º: Colorea en cada fila un dado que ti elixas.

**Nome:** \_\_\_\_\_