



CANADA

PROGRAMA PIALE

OUTONO 2017



Canada

Monarquía parlamentaria federal

Superficie: 9,9 millóns km²

10 provincias e 3 territorios

Capital: Ottawa en Ontario

Poboación: 36 millóns

Moeda: dólar canadiense (\$1 Canadian=0.65€)

Idiomas: Inglés e Francés

País multicultural, con moita inmigración e refuxiados



De Fene a....
Ottawa(Ontario)



CANADA



13 outubro :Santiago-Madrid

14 outubro: Madrid-Toronto-
Ottawa

Terminal 1 Aéroport 13:27

Time	Destination	Flight	Status	Gate
13:35	SARNIA	AC 7245	On Time	D5
13:50	QUEBEC	AC 8916	Delayed 14:00	D10
14:00	EDMONTON	AC 169	On Time	D26
14:00	MONTREAL	AC 414	On Time	D22
14:10	CALGARY	AC 145	On Time	D40
14:10	OTTAWA	AC 454	On Time	D31
14:10	THUNDER BAY	AC 8539	On Time	D9
14:10	VANCOUVER	AC 115	On Time	D38
14:15	LONDON,ON	AC 8649	On Time	D28
14:20	HALIFAX	AC 614	On Time	D37
14:20	NORTH BAY	AC 8673	On Time	D1
14:20	SS.MARIE	AC 8325	On Time	D3
14:30	WINNIPEG	AC 265	On Time	D36
14:35	MONCTON	AC 8938	On Time	D7
14:45	SUDBURY	AC 8609	On Time	D5
15:00	MONTREAL	AC 416	On Time	D20
15:00	VANCOUVER	AC 117	On Time	D35
15:10	OTTAWA	AC 456	On Time	D33
15:35	KINGSTON,ON	AC 8004	On Time	D3
15:40	CALGARY	AC 147	On Time	D44
16:00	LONDON,ON	AC 8651	On Time	D3
16:00	MONTREAL	AC 418	On Time	D22
16:00	REGINA	AC 1117	On Time	D28
16:10	CALGARY	AC 149	On Time	D35
16:10	OTTAWA	AC 458	On Time	D31

TORONTO PEAR

Recepción aeroporto
por familias e traslado
á casa da “host
family”



Casa
“host family”





Ontario

- Capital : Ottawa
- Superficie: 1 millón km²
- 13 millóns habitantes
- Inglés e francés
- Ontario é a provincia con máis prazas para estudantes internacionais

- En moitas escolas ensínase inglés e francés como segunda lingua (ESL , FSL)



O sistema educativo en Canadá

- ▶ Pode variar dunha provincia a outra
- ▶ A educación organízase en xurisdiccións provinciais
- ▶ A educación é universal e gratuita.
- ▶ Calendario escolar: 1 setembro a 30 xuño (195 días lectivos no curso 2017-18)

Vacacións Nadal: 25 decembro a 5 xaneiro

Vacacións Marzo: 12 a 16

Outros días non lectivos: Día do Traballo (4 setembro)

Día de Acción de Gracias (9 outubro)

Día da Familia (19 febrero)

Venres Santo (30 marzo)

Luns de Pascua (2 abril)

Día da Raíña Victoria (21 maio)



Etapas

- Elemental /Primaria: Kindergarten aos 5 anos- Grade 1- 8
- Secundaria: dende os 13 anos ata os 16 ou 18 -Grade 9-12
- Post-obrigatoria : Ciclos Formativos (College) ou Universidade. Máster.Doctorado
- O alumnado de Secundaria pode permanecer ata os 21 anos
- Ao finalizar a Secundaria os/as alumnos/as obteñen un *Diploma* (Certificado de Secundaria)
- Proba externa ao finalizar Grade 6 e Grade 10 (requisito para graduarse)




Escolas de Primaria

Horario

- 9-3:30 (pode variar)
- 8:50 : Chegada
- 9:00: Empezan as clases. Puntualidade
- 9:00-10:40: Clase (aprox. 3 materias)
- 10:40-11:25: Merenda e primeiro recreo
- 11:25-1:05:Clase
- 1:05-1:50: Merenda e recreo
- 1:50-3:30:Clase
- 3:30: Remate das clases




Escolas de Primaria

- Materias:
 - Música, Plástica, Lectura, Matemáticas, Ciencias, Xeografía, Historia, Ed. Física, Francés, Educación en Habilidades Sociais
 - O alumnado necesita:
 - Calzado para interior, zapatillas deportivas, roupa de deporte, mochila, cadernos, papel, lápices, bolígrafos, goma, etc.
- 



Escolas de Primaria

- Integración
 - Multiculturalidade
 - Aceptación
 - Boa actitude
 - Anti-bullying
- 



Educación Secundaria

Sistema semestral

- ▶ 4 cursos(créditos) cada semestre : 2 obrigatorios e 2 optativos
- ▶ 8 créditos por curso
- ▶ 1 curso de Inglés como lingua estranxeira cada semestre
- ▶ Menos do 50% = repetición



Educación Secundaria. A Avaliación

- ▶ Traballo diario e controis: 70%
- ▶ Exames: 30% ou menos
- ▶ Asistencia: moi importante
- ▶ Participación: moi importante
- ▶ Actitude: moi importante



Aprendizaxe e hábitos de traballo

- Responsabilidade
- Organización
- Traballo autónomo
- Colaboración
- Iniciativa
- Autocontrol

- Excellent
- Good
- Satisfactory
- Needs Improvement



Obtención do Certificado de Secundaria Ontario Secondary School Diploma (OSSD)

Requisitos

- ▶ 30 créditos para graduarse (en catro cursos)
- ▶ 18 créditos obrigatorios
- ▶ 12 optativos
- ▶ 40 horas de servizo á comunidade
- ▶ Superación do exame oficial de comprensión e expresión escrita no grado 10 (4º ESO)




Semana 1



Reunión do grupo cos encargados do programa en Canadá

- Lugar: 440 Albert Street
- Presentación do programa






URBAN ABORIGINAL
ALTERNATE HIGH
SCHOOL PROGRAM
W030



Public
Washrooms



Welcome
Teachers from Galicia, Spain
Room W135
(First Floor)



- Información sobre Canadá, Ontario e o sistema educativo de Ontario
- Orientación e recomendacións




Tarxeta bus






Visita guiada por Ottawa

- Parlamento
 - Notre Dame
 - Museo de Historia de Canadá
 - Museo da Guerra
- 



► Parlamento



► Catedral Basílica de Notre Dame



► Parlamento . 150 aniversario de Canadá

Biblioteca do Parlamento





➤ Canadian Museum of History







Construccions dos 'First Nations' no Museo de Historia. Totem



Río Ottawa



➤ Rideau Canal



Monumentos

- National War Memorial




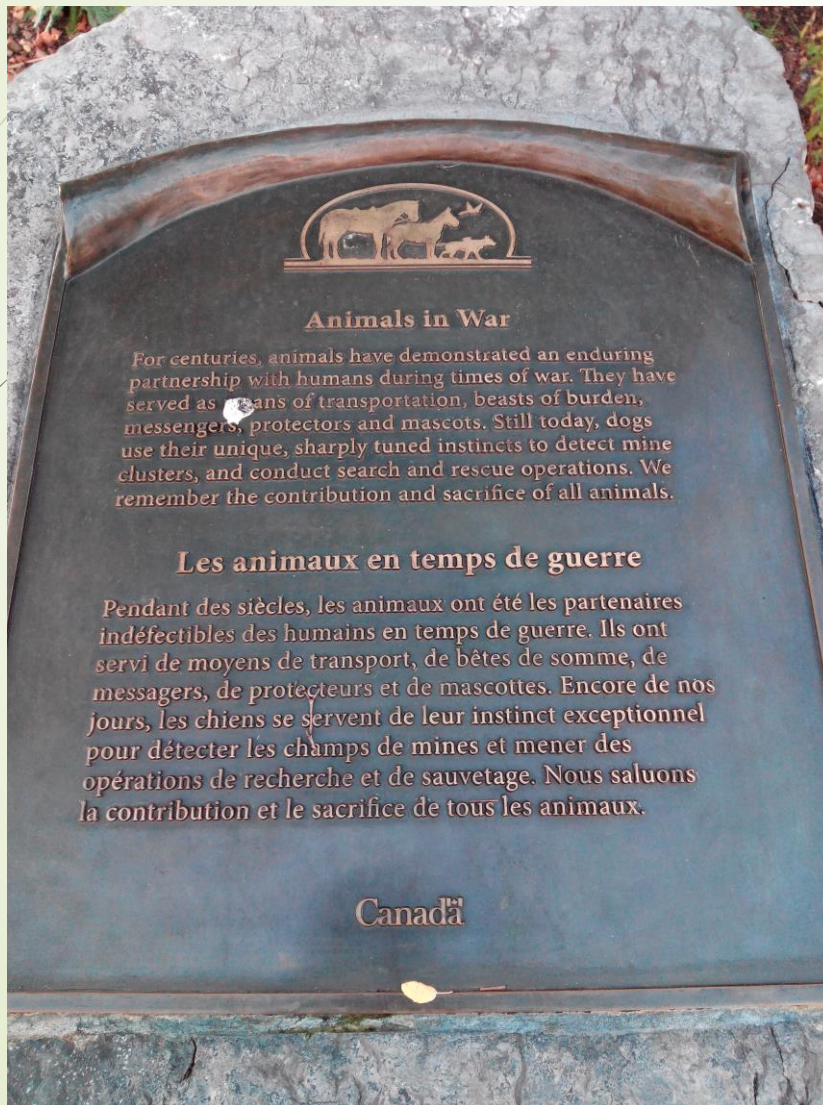
➤ Valiants Memorial



➤ War Museum







Excursión ao Parque Omega (Vida Salvaxe)



➤ Renos
'Caribous'





Alce 'Moose'



Xabaryl
Wild boar



Bisontes 'Bisons'



➤ Osos pardo
'Grizzly bears'



Lobos 'Wolves'



Visita a Chateau Montebello





- ▶ Chimenea de seis costados



Exteriores





Semanas 2,3,4

Assistencia ao centro educativo

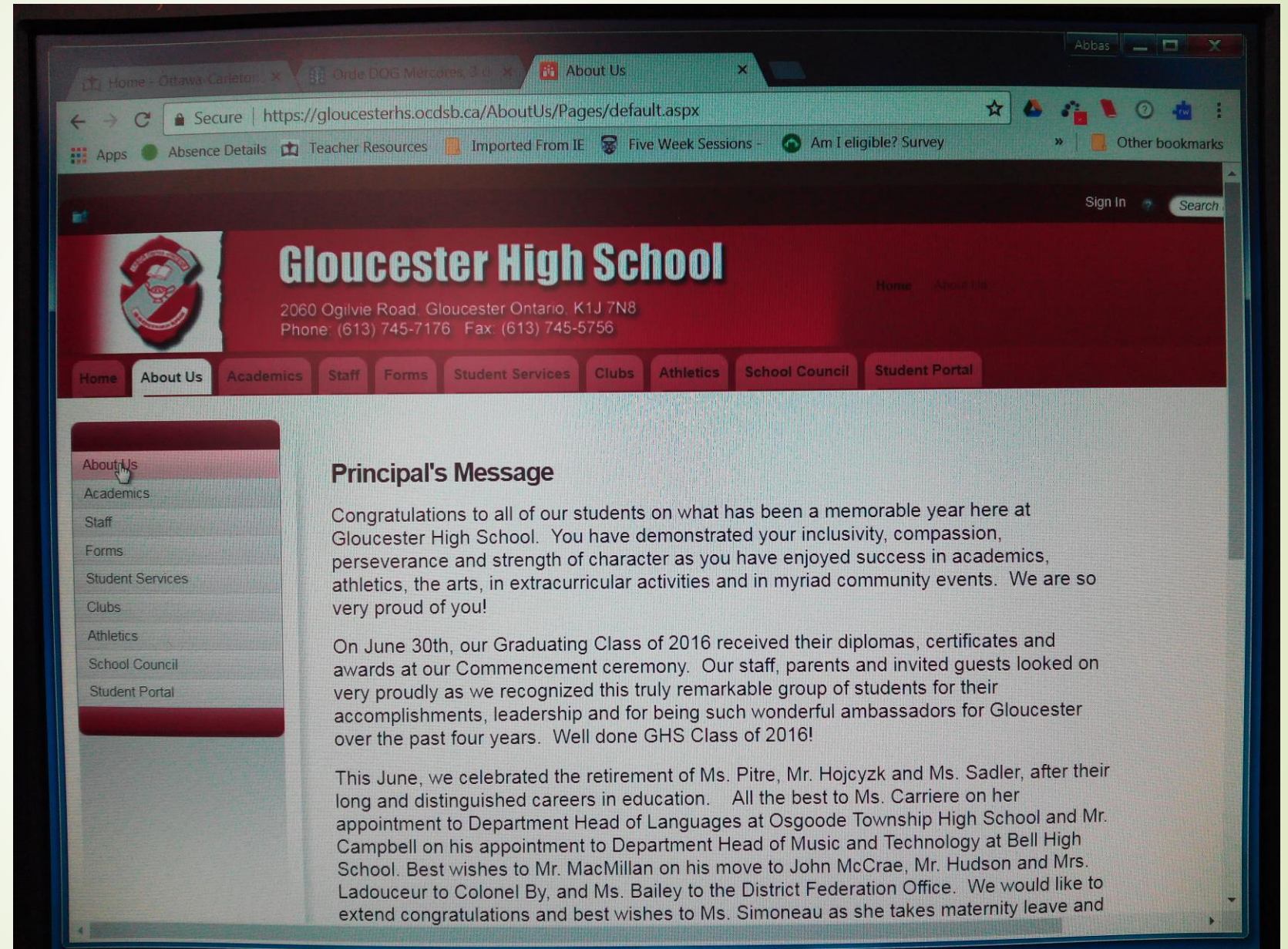
Gloucester High School

- Instituto de Secundaria (High School) – Grade 9 – 12
- +1000 alumnos
- Horario de clases : 9.20-3.25
Descanso : 11.55-12.50
- Alumnos: 4 clases
- Profesores: 3 clases + 1 preparación
- 2 semestres: 4 trimestres
- 8 créditos (4 obrigatorios e 4 optativos), repartidos nos dous semestres
- Periodos lectivos: 75 minutos



Mascot: The Gator(alligator)

Mensagem da diretora



The image is a screenshot of a web browser displaying the Gloucester High School website. The browser's address bar shows the URL <https://gloucesterhs.ocdsb.ca/AboutUs/Pages/default.aspx>. The website header features the school's logo on the left and the name "Gloucester High School" in large, bold letters. Below the name, the address "2060 Ogilvie Road, Gloucester Ontario, K1J 7N8" and contact information "Phone: (613) 745-7176 Fax: (613) 745-5756" are listed. A navigation menu includes links for Home, About Us, Academics, Staff, Forms, Student Services, Clubs, Athletics, School Council, and Student Portal. A left-hand sidebar menu is also visible, listing the same categories. The main content area is titled "Principal's Message" and contains a congratulatory message to the 2016 graduating class, followed by news about staff retirements and appointments.

Gloucester High School
2060 Ogilvie Road, Gloucester Ontario, K1J 7N8
Phone: (613) 745-7176 Fax: (613) 745-5756

Home About Us Academics Staff Forms Student Services Clubs Athletics School Council Student Portal

About Us
Academics
Staff
Forms
Student Services
Clubs
Athletics
School Council
Student Portal

Principal's Message

Congratulations to all of our students on what has been a memorable year here at Gloucester High School. You have demonstrated your inclusivity, compassion, perseverance and strength of character as you have enjoyed success in academics, athletics, the arts, in extracurricular activities and in myriad community events. We are so very proud of you!

On June 30th, our Graduating Class of 2016 received their diplomas, certificates and awards at our Commencement ceremony. Our staff, parents and invited guests looked on very proudly as we recognized this truly remarkable group of students for their accomplishments, leadership and for being such wonderful ambassadors for Gloucester over the past four years. Well done GHS Class of 2016!

This June, we celebrated the retirement of Ms. Pitre, Mr. Hojczyk and Ms. Sadler, after their long and distinguished careers in education. All the best to Ms. Carriere on her appointment to Department Head of Languages at Osgoode Township High School and Mr. Campbell on his appointment to Department Head of Music and Technology at Bell High School. Best wishes to Mr. MacMillan on his move to John McCrae, Mr. Hudson and Mrs. Ladouceur to Colonel By, and Ms. Bailey to the District Federation Office. We would like to extend congratulations and best wishes to Ms. Simoneau as she takes maternity leave and



Organización do centro

Música antes de empezar as clases

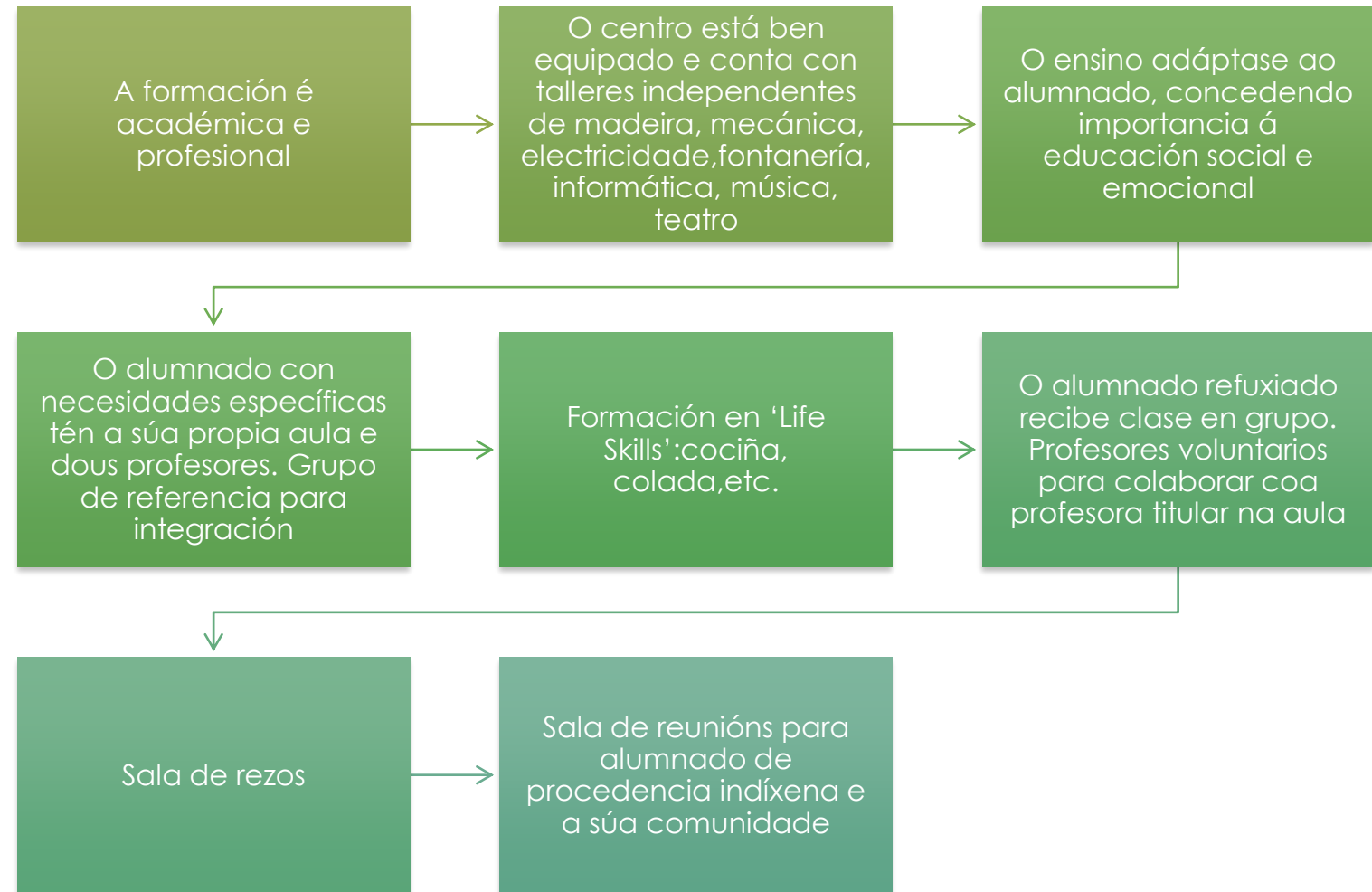
Timbre de entrada, de saída e entre clases.5 minutos entre clase e clase

Aula - profesor/a

Avisos por megafonía: - para alumnado
- para profesorado



Formación e ensino en Gloucester High School





Profesorado

- 3 clases docencia e unha de preparación
- Gardas: - “Oncalls”: cubrir a un profesor ausente. Unha vez que chegan ao cupo de horas terían que chamar a un profesor substituto
 - “Duties”: vixiancia de corredores, biblioteca, cafetería ...Estas gardas son variables.
- Permisos: É o propio profesor o que solicita substituto na aplicación
- O profesorado de Secundaria imparte dúas materias, das que é especialista

Departamento de Linguas




Aulas





Desenvolvemento dunha clase

- ▶ O alumnado acode ás súas respectivas aulas.
- ▶ Himno nacional
- ▶ Durante as clases poden soar anuncios por megafonía “Announcements”. É un centro grande e deste xeito é máis rápido e efectivo.
Aínda así , a clase segue o seu normal funcionamento. Os/As alumnos/as non se distraen.
- ▶ Poden comer e beber na aula. Saen para ir ao aseo ou para ir beber .
- ▶ Trabállase en silencio
- ▶ Poden usar diccionario ou móvil
- ▶ As aulas permanecen abertas case sempre durante as clases
- ▶ Os/as alumnos/as non teñen libro de texto. Hai biblioteca de aula e poden levar libros empréstados da biblioteca

- 
- Himno Nacional
“National Anthem”



O Canada

O Canada!

Our home and
native land!

True patriot love in all
thy sons command.

With glowing hearts
we see thee rise,

The True North
strong and free!


From far and wide,
O Canada,

We stand on guard
for thee.

God keep our land
glorious and free!

O Canada, we stand
on guard for thee.

O Canada, we stand
on guard for thee.



Canada



Clases de lingua

- Escaseza ou ausencia de explicacións gramaticais
- Situacións reais e prácticas
- Trabállase sobre todo a comprensión e expresión escritas e a oralidade
- Tarefas: - facer un folleto de viaxes sobre Canadá
 - redactar unha noticia de prensa contestando a unhas preguntas;despois ler a noticia real e comparar coa historia propia
 - lectura dun libro en voz alta sentados en círculo e por turnos voluntarios. Coméntase a lectura
 - entrevista grabada na lingua obxecto de estudo (p. ex. en español a xente de fala hispana)
 - debate ordenado sobre un tema proposto polo profesor



Alumnado refuxiado

- ▶ A clase faise integramente en inglés
- ▶ Debido á dificultade e diversidade da clase, a profesora recibe axuda voluntaria doutros profesores . Distribúe os alumnos en grupos e cada voluntario traballa un aspecto co seu grupo. Os alumnos van rotando.
- ▶ Os alumnos están ilusionados e moi agradecidos



Atención á diversidade

- ▶ Credit Recovery: Cando un /unha alumno/a non traballou / ou non entregou as tarefas, acode a un docente que lle axudará a recuperar a materia
- ▶ Resource Class: O alumnado con NEE recibe orientación en habilidades básicas da vida diaria: facer a compra, cociñar, poñer a lavadora
- ▶ Este alumnado acode á aula de referencia nalgunha hora para favorecer a súa integración

Outras aulas: a casa



Cocina




Talleres

➤ Madeira



Talleres

➤ Madeira





Outras aulas

- ▶ Taller de mecánica: Teñen dous coches para facer prácticas
- ▶ Taller de electricidade
- ▶ Aula de música e aula de ensaios insonorizada
- ▶ Aula teatro con equipo de sonido completo
- ▶ Sala de máquinas ximnasia

Asociacións de alumnos/as

- Best Buddies: Grupo de alumnos/as que axudan e se fan amigos de alumnos/as con NEE, mesmo fóra do centro
- Link Crew: Alumnos/as de cursos superiores ofrecen orientación ao alumnado novo no centro.



Athletics

Sport	Teacher
Athletic Association	Todd Fortier
Badminton	Kim Leemhuis
Boys Basketball	Gio Donato
Boys Rugby	Max Turner, Todd Fortier
Boys Soccer	Ismail Sifate
Boys Volleyball	Steve Call
Field Hockey	Kristine Kelly
Gators Hockey	Jeff Pollock
Girls Basketball	Laura Baker
Girls Rugby	Todd Fortier
Girls Soccer	Jeff Pollock
Girls Volleyball	Mike Martin
Orienteering	Mike Martin
Swim Team	Sarah Simoneau
Track and Field	Laura Baker, Joe Ross
Triathlon	Sarah Simoneau
Ultimate	Steve Call
Weight Club	Phys Ed Dept
X-Country Running	Joe Ross


Deportes

26

Clubs

28

Clubs	Teacher	Room #	Athletics	Teacher	Room
Art Club	Ms. Amor	401	Athletic Assoc.	Mr. Fortier	Gym AB
Best Buddies	Ms. Dane Ms. Ryan	125	Badminton	Ms. Leemhuis	Library
Book Club	Ms. Leemhuis	Library	Baseball	Mr. Derosie	Gym
Breakfast Club	Mr. Wissensz	143	Boys Basketball	Mr. Donato	Office
Chess Club	Mr. Turner	231/216	Boys Rugby	Mr. Turner Mr. Fortier	213/216 Gym AB
Cooking Club	Ms. Austin Mr. Donato	130	Boys Soccer	Mr. Sifate Mr. Comeau	208
Drama & Cappies	Ms. Pierce-Price	402	Boys Volleyball	Mr. Derosie Mr. Call	147
Gator Power / Free the Children	Mr. Smith	212	Curling Club	Mr. Oka	229
GHS Ambassadors	Ms. Perry	Office	Field Hockey	Mr. Derosie Ms. Kelly	Gym
GSSA	Mr. Wissensz	143	Gators Hockey	Mr. Pollock	131
Guitar	Mr. Wallace	141	Girls Basketball	Ms. Baker Mr. Donato Mr. Linesman	128 Office 216
Homework Club	Ms. Leemhuis Ms. Robinson	Library 108	Girls Rugby	Mr. Fortier	Gym AB
IELTS/TOEFL Prep	Ms. Turner	Guidance	Girls Volleyball	Mr. Martin	209
International Certificate Program	Ms. Turner Mr. Smith	Guidance 212 208	Golf Team/Club	Mr. Derosie Mr. Talbot Mr. Perreault	329 309 115
LINK Crew	Ms. Rose	227	Learn to Play Hockey for Girls & Hockey Team	Mr. Ross Ms. Baker	124
Mentoring for Youth, SOS	Ms. Wright Ms. Turner Ms. Parisse	Guidance	InSTEM (Indigenous Science, Tech., Engineering & Math)	Ms. Hall Ms. Perry	Office
Orienteering	Mr. Martin	209	STEM (Science, Tech., Engineering & Math)	Mr. Linseman	216
Public Speaking	Ms. Leemhuis	Library	Learn to Skate Club	Mr. Ross Ms. Baker	124 128
RC / Robotics	Mr. Talbot	309	Ski Club	Mr. Talbot	309
Rowing Club	Ms. Perry	101	Soccer Team/Club	Mr. Comeau	106
Stage Band	Ms. Sward	145	Swim Team/Club	Ms. Simoneau Ms. McArton	112 127
Student Council	Katherine, Ms. Taillefer, Mr. Giovagnoli		Track & Field	Ms. Baker Mr. Ross	128 124
Tennis Club	Ms. Fazakas		Triathlon Club	Ms. Simoneau	112
Vocal Ensemble	Music Department	311	Ultimate	Mr. Call	147
Weight Club	Phys. Ed. Dept	Weight rm	XCountry Running	Mr. Ross	124
Writer's Club	Ms. Pierce-Price	402	XCountry Skiing	TBD	TBD
Yearbook	Mr. Giovagnoli	327			
Yoga	Ms. Simoneau	117			



Year Book

- ▶ É un club no que se elabora o “libro anual”, coas fotos de todos/as os/as alumnos/as que se gradúan e os acontecementos importantes do curso.
- ▶ Consérvanse os libros dos anos 60, cando se abriu o instituto

Situaciones de emergencia

- Alerta 911
- Incendio
- Lockdown
- Secure School
- Shelter in Place



OTTAWA-CARLETON
DISTRICT SCHOOL BOARD

Emergency Response Quick Reference

8/12/2014

School Office Number/Extension: **700**
Evacuation Site: **Earl Armstrong Arena**
OCDSB Emergency Number: **613-596-8765**

Responding to Emergencies Requiring 911

1. Notify the office. They will call 911. If you cannot reach the office, call 911.
2. Stay on the line until all needed services are requested.
3. Be prepared to provide:

a) Your name	f) Number of victims
b) Name and address of location	g) Weapons, if any
c) What happened	h) Name, description and location of any involved parties
d) Location of injured person	i) Description and license of any vehicle involved
e) Type of injury	

Serious or Critical Injury

1. Notify the office. They will arrange for first aid and contact 911.
2. If you cannot reach the office, arrange for immediate first aid and call 911. Be prepared to provide your name, name and address of your location, type of injury, and the number of people involved.
3. Preserve the accident scene. Except for the purposes of saving life, do not allow anyone to disturb or alter the scene of the accident until authorized by the Ministry of Labour.
4. Do not release information to the media; refer all enquiries to the Communications Department.

Fire & Hazardous Materials Incidents

In case of Fire:

1. Pull alarm;
2. Call 911; and
3. Call OCDSB Emergency Line at (613) 596-8765.

Hazardous Materials Incident

1. Call 911;
2. Call the OCDSB Emergency line at (613) 596-8765; and
3. Evacuate the building if required (without pulling the fire alarm*) to a safe distance away according to the school evacuation plan.

*When NOT to pull the fire alarm: Gas leaks, leaks or spills of hazardous chemicals, or leaks or spills of a flammable liquid.

Lockdown

If a Lockdown is called:

1. Close and lock all interior doors for occupied rooms;
2. Pull down the cover over the classroom door window if there is one and it's safe to do so;
3. Turn-off lights in the room;
4. Pull down the blinds or draw the curtains closed for all exterior windows if safe to do so;
5. Stay together in a safe location in the room, away from doors and windows;
6. Do not make any noise;
7. Do not use cell phones or other communications devices; and
8. Ignore all bells/announcements. Ignore fire alarm if no fire detected; and
9. Remain in safe location until released from that location by a member of the School Administration Team and/or police.

If you know of a reason to go into lockdown, contact the office.

Secure School

If the school goes into Secure School:

1. Close and lock all exterior doors and windows;
2. Pull down the blinds or draw the curtains closed for all exterior windows, if appropriate;

Shelter in Place

If the school goes into Shelter in Place:

1. Keep everyone indoors;
2. Close all exterior doors and windows;
3. Keep everyone away from exterior windows, skylights and exterior doors; and

Special Site Consideration

Orientaciones para conseguir los resultados

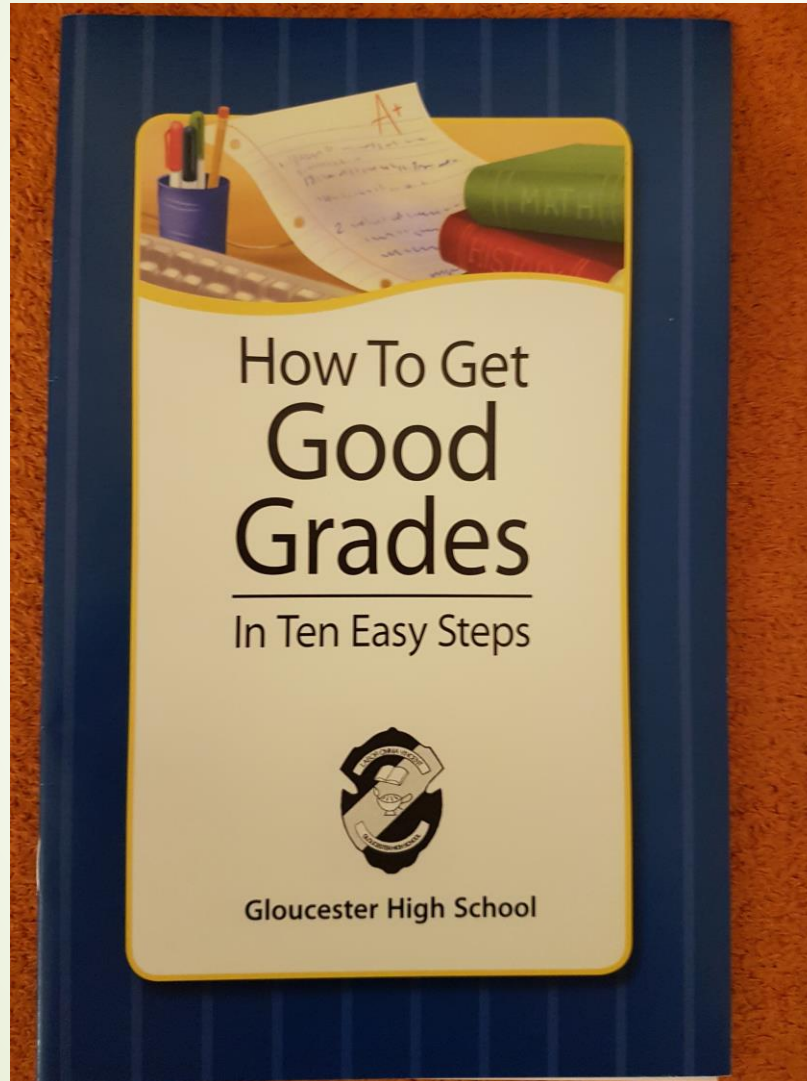


Table of Contents



What Kind of Student Are You?	2
Step One	
Believe in Yourself	3
Step Two	
Be Organized	4
Step Three	
Manage Your Time Well	6
Step Four	
Be Successful in Class	7
Step Five	
Take Good Notes	11
Step Six	
Know How to Read a Textbook	14
Step Seven	
Study Smart	17
Step Eight	
Be a Good Test Taker	22
Step Nine	
Reduce Test Anxiety	25
Step Ten	
Get Help When You Need It	26
Tips for Parents	27
Words to Live By	30

Exposición de trabajos de alumnos/as

➤ Pinturas



Exposición de trabajos de alumnos/as

➤ Clase de Plástica





Taking Action on Women's Rights

Why action is needed NOW:

- More than 70% of people living on less than \$1 a day are women.
- 80 million children have no access to school—most of them girls.
- Young women are two to six times more at risk of HIV infection than the population as a whole.
- Each day 1,400 women die in pregnancy and childbirth.
- One in five women will be a victim of rape or attempted rape in her lifetime.
- Across the world, on average, only 16% of elected politicians are women.
- Laws that promote gender equality are often not applied.

Research is still clear that when girls reach their full potential through improved education, better health care and education their domestic product per capita... (GFP Annual Report)

WALK

PAD20 (Grade 10)

PAD30/40 (11/12)

Archery

1. Get Started: Get your equipment in line, get your bow and arrow ready, and get your bowstring in line.
2. Stand: Stand in a good stance, right angle to the target, feet shoulder-width apart.
3. Draw the Bow: Draw the bow back to the correct draw length.
4. Aim: Aim at the target, focus on the bullseye.
5. Release: Release the arrow smoothly, follow through.
6. Follow Through: Watch the arrow fly to the target.

Learn Your Knots: The Life They Save May Be Your Own

Boating Safety

Water Safety

Swimming Safety

First Aid

First Aid: CPR

First Aid: A&P

First Aid: B&C

First Aid: D&E

First Aid: F&G

First Aid: H&I

First Aid: J&K

First Aid: L&M

First Aid: N&O

First Aid: P&Q

First Aid: R&S

First Aid: T&U

First Aid: V&W

First Aid: X&Y

First Aid: Z

INTERNATIONAL LANGUAGES



[Text article]

[Text article]

[Text article]

[Text article]



[Text article]



[Text article]



[Text article]

[Text article]

Eventos

- ▶ Coffee House: Actuación teatral e musical do alumnado do centro





Outras observacións


- ▶ Control de asistencia: Se un alumno/a falta chámase á casa no mesmo día
- ▶ As reunións país/nais-profesor/a son semestrais
- ▶ O alumnado de Secundaria acode ao centro en transporte público
- ▶ Na hora do xantar pode saír do centro
- ▶ Están sentados nos corredores antes das clases e na hora de descanso
- ▶ Acoden á biblioteca facer traballo de investigación (con ou sen profesor/a)


Fins de semana

➤ Viaxe a Montreal




Basílica Notre Dame





Arte urbana



Parque Mont-Royal






Viaxe a Toronto e Cataratas do Niágara



CN Tower (553m)



Toronto





Niagara-on-the-Lake



Skylon Tower
(158m)
Niagara




Niagara Falls









Conclusións da experiencia no centro educativo

O sistema educativo canadense persegue a promoción do alumnado e un fracaso escolar mínimo

Búscase unha aprendizaxe práctica, e foméntase a autonomía, o pensamento crítico e a responsabilidade no alumnado

As clases desenvólvense en silencio

Promociónase o deporte e as clases extraescolares no centro

Nas clases de lingua estranxeira úsase a lingua obxecto de aprendizaxe, mesmo entre os alumnos/as

Grazas polo voso tempo!!!

National Anthem: O Canada!

<https://www.youtube.com/watch?v=kRPGPAnPNa8>

