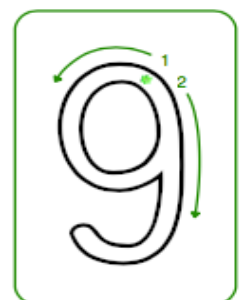
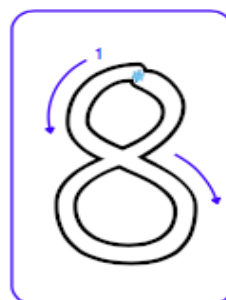
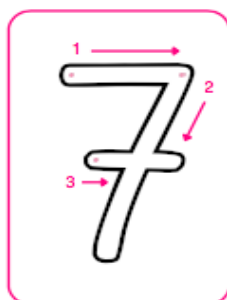
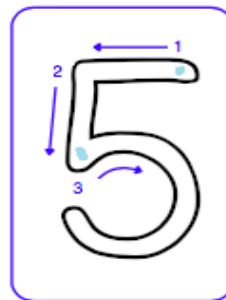
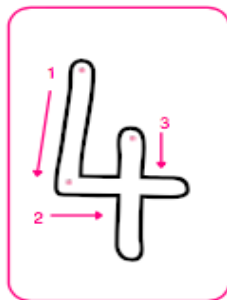

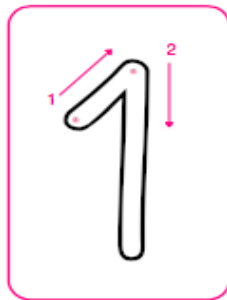
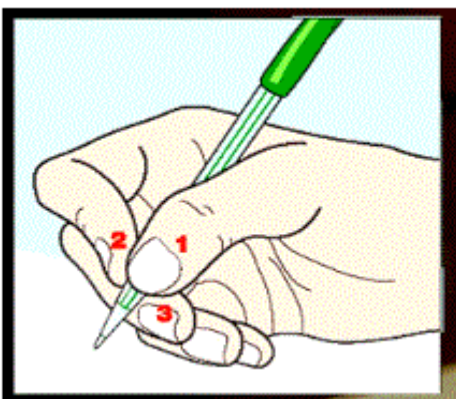





## NESTAS FICHAS TRABALLAREMOS:

- Números do 1 ao 6
- Formas e tamaños
- Ordinales, do 1º ao 3º
- Grafomotricidade

## ACLARACIÓNS:

- Estas fichas non son de carácter obligatorio para o alumnado.
- É aconsellable que o alumnado non faga mais dunha ficha diaria (de luns a venres).
- É moi importante que o traballo estea baixo vixilancia dun adulto, recalcando a importancia de agarrar ben o lápiz, así como a direccionalidade que debe seguir cada número.

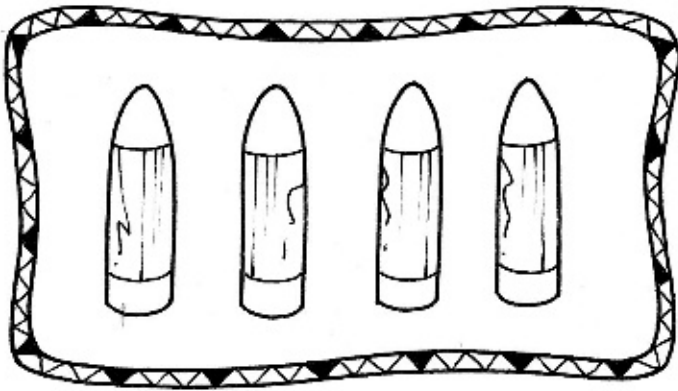




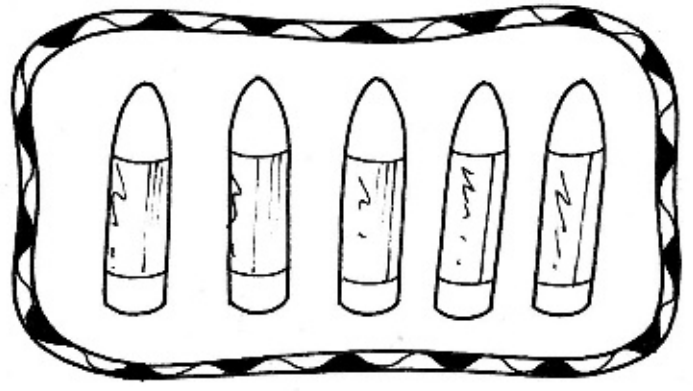
NOMBRE: ..... FECHA: .....

→ Pintar los elementos indicados.

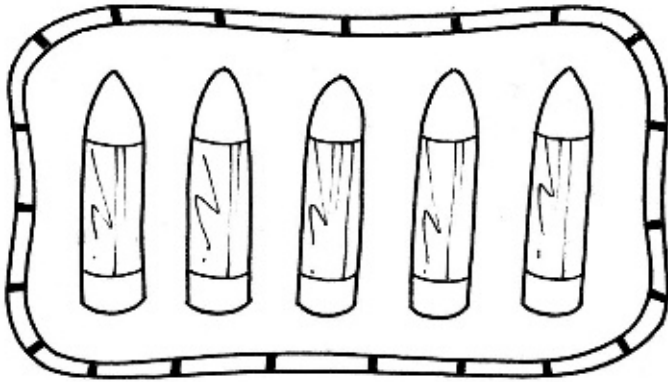
→ Repasar y escribir los números.



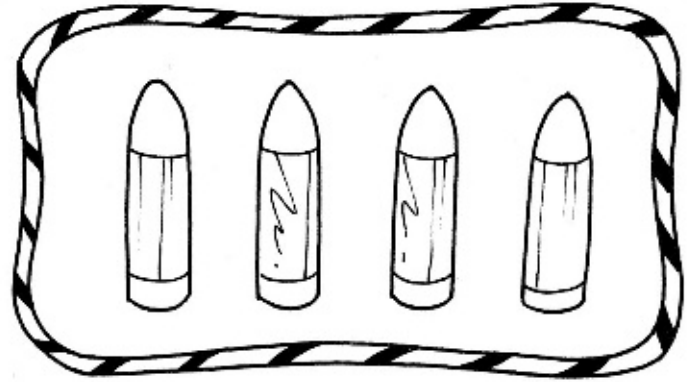
4 5



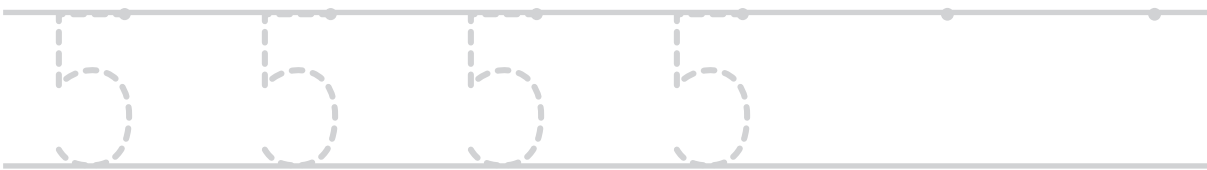
4 5



4 5




4 5




NOMBRE: ..... FECHA: .....

→ Colorear la casilla correspondiente al número de pinturas que hay.

→ Repasar y escribir los números.




SEIS



NOMBRE: ..... FECHA: .....

→ Agrupar los gorros de seis en seis.


→ Repasar y escribir los números 6.



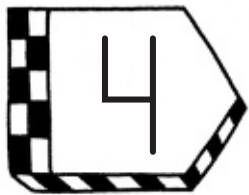
--	--	--	--	--	--




--	--	--	--	--	--




--	--	--	--	--	--



--	--	--	--	--	--



--	--	--	--	--	--



--	--	--	--	--	--

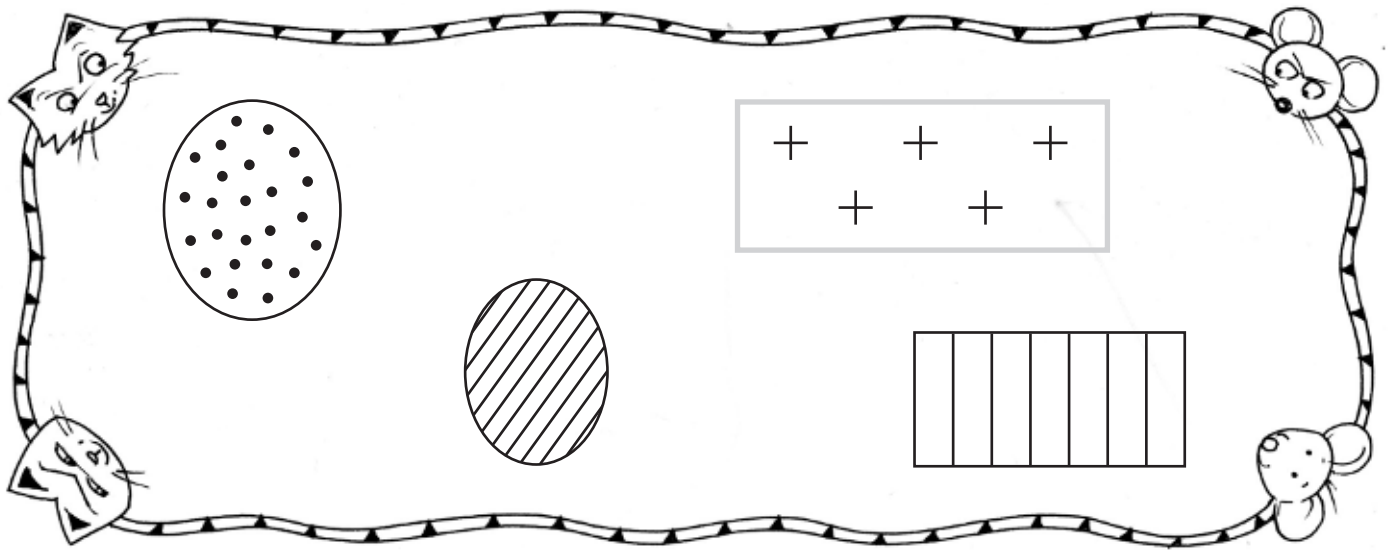


1	2	3	4	5	6
---	---	---	---	---	---


NOMBRE: ..... FECHA: .....

→ Pintar las casillas indicadas.

→ Repasar la serie numérica.




© Santillana Educación, S. L.



NOMBRE: ..... FECHA: .....

→ Repasar las formas.

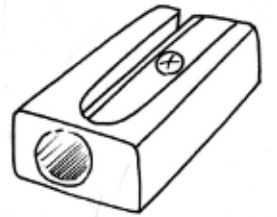
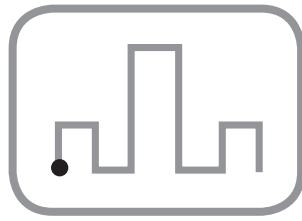
→ Decorar las formas según el modelo.



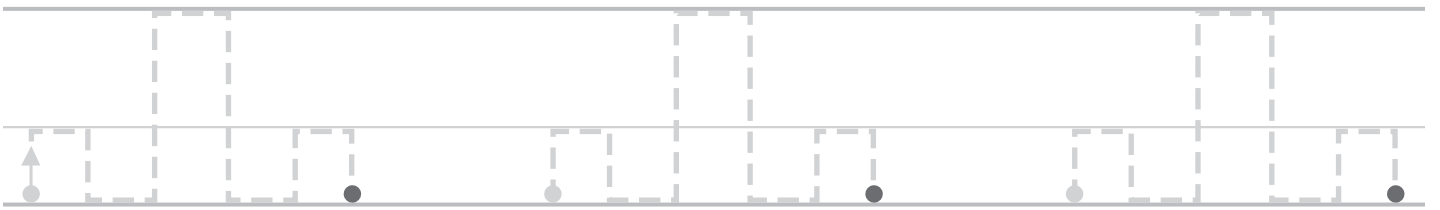
NOMBRE: ..... FECHA: .....

➔ Repasar el ordinal que indica el lugar que ocupan las personas en la fila.

➔ Colorear la casilla que indica en qué escalón está cada niño.



© Santillana Educación, S. L.

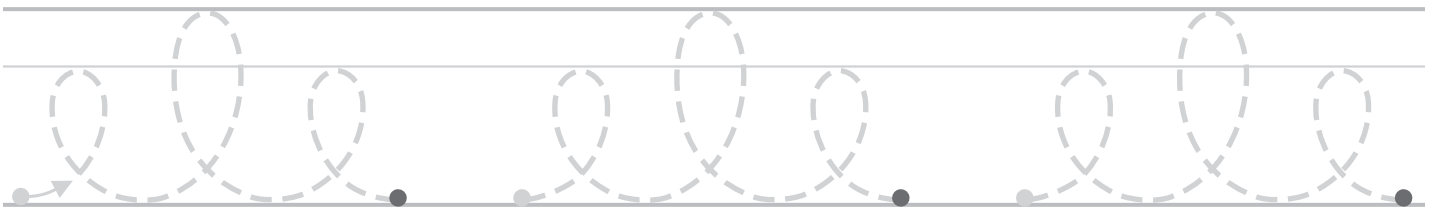




NOMBRE: ..... FECHA: .....

→ Repasar y realizar los trazos.

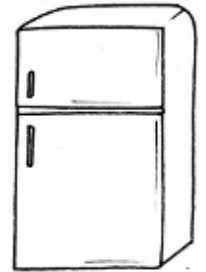

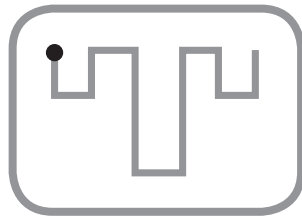


ee

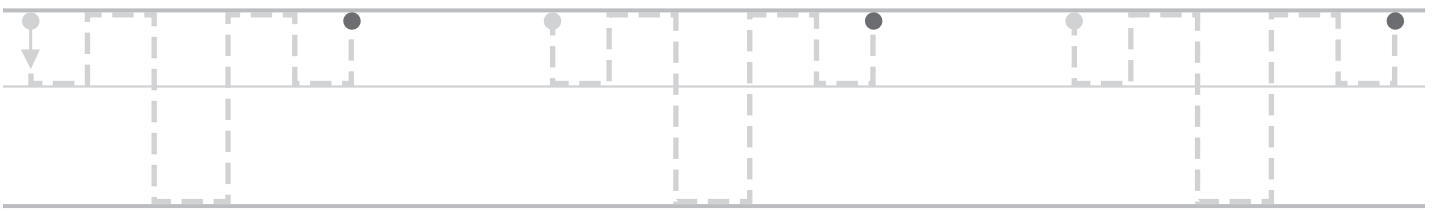


NOMBRE: ..... FECHA: .....

→ Repasar y realizar los trazos.



© Santillana Educación, S. L.



NOMBRE: ..... FECHA: .....

→ Repasar y realizar los trazos.


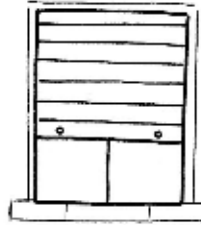
# ALFOMBRAS ALADINO



ele



ele



NOMBRE: ..... FECHA: .....

➔ Decorar la alfombra del cartel siguiendo el modelo.