

Mirádeo antes de imprimir. Se tedes os libros, só precisades imprimir as pax. 11 e 12.

Imprime só o que precisas !!!

OLLO! Novidades na páx. 2!!

ENGLISH ACTIVITIES

6TH COURSE

WEEK 5

(20TH – 24TH April)

Ola de novo!

Envíovos esta semana a corrección das actividades que faltaban por correxir... e un par de fichiñas máis para que fagades ao longo desta semana.

Recordade que seguirei enviando traballo semanalmente!.



Esta semana toca rematar de correxir traballo,

así que,.....collede boli de color,

tachade o que estea mal e correxídeo.

- Teacheeeeeerrrrr, que o fixen ben!!!!
- Home, claro. Non esperaba menos!



Ide repartindo ao voso ritmo, pero facédeas para, polo menos, non esquecer o aprendido.

Recordade poñer a data, pegar as fichas na libreta ou gardalas na orde que se van entregando, por favor!

Aproveito para enviarvos un correo electrónico ao cal me poidades enviar as vosas dúbidas (que seguro que as hai), me contedes cómo o estades levando, e me enviades tamén algunha actividade.

O correo é o seguinte: anagamallo.xgolmar@gmail.com

No asunto poñede o voso nome, a primeira letra do voso apelido e o curso.

anagamallo.xgolmar@gmail.com
AnaG.6°C. Actividade: The alibi.
Este é un exemplo. Que cada un use o seu nome e curso, porfa. 😊

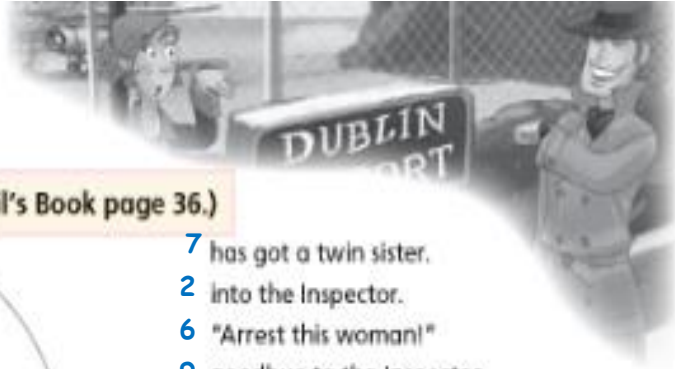
Grazas, familia, pola vosa colaboración, axuda, paciencia,...

Bótovos de menos. Biquiños!!!

Ana Glez.

SECOND WEEK

Activity Book, page 36: 7, 8 and 9



Lesson 3

7 Read the story and match. (See Pupil's Book page 36.)

Picture 1: The Inspector arrives

Picture 2: A woman bumps

Picture 3: The Inspector reads about

Picture 4: The Inspector goes

Picture 5: Olivia says

Picture 6: The Inspector says,

Picture 7: The Inspector thinks that Olivia

Picture 8: The police officers arrest

Picture 9: The police officers say

- 7 has got a twin sister.
- 2 into the Inspector.
- 6 "Arrest this woman!"
- 9 goodbye to the Inspector.
- 4 to the police station.
- 3 the robbery in the newspaper.
- 8 Olivia's sister, Olga,
- 5 she doesn't wear earrings,
- 1 at Dublin airport.

8 Who says what? Complete the sentences. Number the pictures.



2



1



4



5



3

- 1 The sisters planned the robbery together.
- 2 My name is Olivia Jones and I'm not usually so clumsy.
- 3 How did the Inspector know that Olivia had a twin sister?
- 4 Miss Jones was at the airport at five past two.
- 5 You can't arrest me. I'm innocent. I've got an alibi.

9 Read and circle. Write a review of

- 1 The story is a detective story / a true story.
- 2 The story takes place in London / Dublin.
- 3 The story is about an inspector who meets a woman at the airport / on a plane.
- 4 The police arrest the woman because they think she robbed a bank / a museum.
- 5 At first the inspector thinks the woman is innocent / guilty.
- 6 At the end of the story, the inspector finds out that the woman is innocent / guilty.



- 6 The police arrest Olivia and Olga Jones. They say the diamond was in their hotel room. They say 'thank you' to the Inspector for his help.
- 3 The Inspector goes to the police station. He tells the police that Miss Jones can't be the thief because she was with him.
- 5 The Inspector tells the police to arrest Miss Jones. He says he thinks she is the thief, and the woman at the airport was her identical twin sister.
- 1 Inspector Smith arrives in Dublin. At the airport, he bumps into a woman. She says 'sorry', and says her name is Olivia Jones. She drops her earring.
- 2 The next day, the Inspector reads about a robbery in his newspaper. The newspaper says that Miss Jones was the thief. The Inspector says that isn't possible.
- 4 Miss Jones is free. She says 'thank you' to the Inspector. The Inspector gives the lost earring back to Miss Jones. She says she never wears earrings.



TAREFA
PARA ENVIAR

GET READY FOR SPEAKING !!

Sabes que, antes ou despois de ler a historia, sempre falamos sobre as imaxes. Así que.....**Get ready!**

Mira as imaxes de novo. Pensa que poderías/ saberías dicir sobre cada viñeta?

Escibe 2 ou 3 oracións sobre cada viñeta (se se che ocorren máis, podes poñelas, cantas máis mellor).

Ao tratarse dunha actividade libre, hai moitas posibilidades e formas de corrección, así que me gustaría podela correxir un por un.

Se xa o fixestes, enviádeme unha foto ao correo.













Se aínda non o fixestes, podedes facelo nun documento no ordenador e enviarmo a ese mesmo correo.

THIRD WEEK

Can you tell me the time, please?

What time is it?

Write the times in your notebook

1 	2 	3 
4 	5 	6 
7 	8 	9 
10 	11 	12 

1.- It's ten past ten

2.- It's quarter past seven.

3.- It's five past one.

4.- It's ten past twelve.

5.- It's five to eight.

6.- It's ten past ten.

7.- It's twenty to eight.

8.- It's half past nine.

9.- It's quarter to two.

10.- It's twenty past six.

11.- It's ten to eight.

12.- It's five to eleven.

VOCABULARY UNIT 5:

DO: Activity Book, page 44: 1



Lesson 1

1 Read. Find and circle. Write.

- It's a thing you use when it's raining.
umbrella
- It's a thing you use when you cook. _____
- It's a thing you use when it's dark and you want to see.

- It's a thing you use when you want to keep pieces of paper together. _____
- It's a thing you use when you look at very very small things. _____
- It's a thing you use when you cut yourself

- It's a thing you use when you want to send a letter. _____








- It's an umbrella.
- It's a microwave.
- It's a light bulb.
- It's a paper clip.
- It's a microscope.
- It's a plaster.
- It's a stamp.








Vocabulary

Unit 5

1 Look and match.

a  **b**  **c**  **d**  **e** 

i 1 light bulb
d 2 stamps
f 3 umbrella
c 4 dishwasher
g 5 plasters
j 6 paper clip
a 7 microwave
b 8 microscope
h 9 bilingual dictionary
e 10 digital thermometer

f  **g**  **h**  **i**  **i** 

2 Read and write *True* or *False*.

- 1 Stamps are to send letters. True
- 2 A light bulb is to cook food. **False** (A lightbulb is to see when it's dark)
- 3 A paper clip is to hold paper together. **True.** (**hold= sujetar**)
- 4 An umbrella is for when it's raining. **True**
- 5 A dishwasher is for washing clothes. **False** (A dishwahaer is for washing dishes)
- 6 A microwave is to cook food. **True**
- 7 A microscope is for looking at very small things. **True.**
- 8 A bilingual dictionary is to find the translation of words. **True.**
- 9 Plasters are to mend furniture. **False** (Plasters are to cover a cut in your finger)
- 10 A digital thermometer is to check body temperature. **True.**



HAPPY EASTER EVERYONE!!



Hello to you all!

I am so happy because, guess what ...I am on holidays for two weeks. I'm starting my Easter holidays on this Friday. But first , let me tell you a little about me. My name is Shannon and I live in Wembley, in the suburbs of London. My parents have got a big house with a nice small front garden and a big back garden. Easter is very important for my parents , me and ... ; oh, I forgot , my little brother Sam.

Today is Good Friday, the day we finish school before Easter holidays.

At the moment I am just back from school and I am drinking tea and eating hot cross buns. This is a tradition here in England.

Easter is all about the celebration of the Resurrection of Christ on the third day after his death. So, on Easter Sunday, we go to Church in the morning; the church is always full of people on that occasion !!.

After that, my aunt, uncle and cousins are coming for lunch. We will have roast lamb with vegetables (roast potatoes and peas) and a very big Easter cake or cupcakes! My parents are going to hide Easter eggs (some painted and others in chocolate) in our back garden ,and then my brother , my cousins and I are going to look for them.

I hope it's sunny, in Spring you never know! If it rains, the Easter bonnets we girls usually wear on that day, may get ruined! Imagine, last year the eggs were under the snow. In late afternoon , we'll all have tea eating our chocolate eggs and other cakes.

I am happy because my cousin Amy is going to stay with us during the first week of the holiday!



1 . True or false? Correct the false sentences

1. Shannon is talking about St Patrick's day. False. She is talking about Easter.
2. That festival is celebrated in England only. False. It's celebrated all around the world.
3. Shannon is the only child in her house. False. She has got a brother.
4. She lives in the north of Scotland. False. She lives in the suburbs of London.
5. Easter is a religious celebration . True
6. There aren't many people in churches on Easter celebrations. False. The church is full of people.
8. She is eating chocolate with her tea. False. She is eating hot cross buns.



- 1 Easter card 2 egg hunting 3 church 4 catkin 5 hot cross buns
 6 Easter cupcake 7 ham 8 jelly beans 9 spring 10 roasted lamb
 11 greeting 12 chick 13 butterfly 14 lily 15 egg tree

THE WEATHER

1. DRAG AND DROP

WINDY

CLOUDY

HOT

SNOWY

SUNNY

RAINY

COLD

STORMY




RAINY



SNOWY



STORMY



WINDY



COLD



HOT



SUNNY



CLOUDY

2. LOOK AT THE WEATHER FORECAST AND COMPLETE THE SENTENCES

MON

TUE

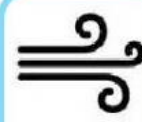
WED

THU

FRI

SAT

SUN



EXAMPLE:

Today is Sunday, 12th April. It's sunny and warm.

Yesterday was Saturday, 11th April. It was windy and cold.

Last Friday was 10th April. It was stormy and hot.

Last Thursday was 9th April. It was cloudy and hot.

Last Wednesday, 8th April, It was sunny and hot.

Last Tuesday, 7th April, it was snowy and very cold.

Last Monday, 6th April, it was rainy and cold.

5 Vocabulary Worksheet

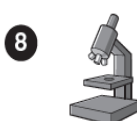
Name: _____

Class: _____

1 Look and write.



stamps




2 Read and write the inventions.

- 1 You need this when it rains so you don't get wet. It's an umbrella.
- 2 You put these on the envelope when you send a letter. _____
- 3 These protect your skin when you cut yourself. _____
- 4 When it is dark, we switch this on to help us see. _____
- 5 You use this when you want to make food hot quickly. _____
- 6 You use this to find the temperature of something. _____

3 Read and complete. Use words from Activity 1.

www.usefulinventions.org



When I look around my house, I see lots of useful inventions. In the kitchen there are lots of machines. There is a 1 dishwasher for the washing up and a 2 _____ for cooking food quickly. My dad has an office at home. On his desk there are lots of papers and he uses a big 3 _____ to keep them together. He is a scientist so he has a 4 _____ at home to study very small things. My mum teaches foreign languages. She speaks Spanish, French and Italian. She has a 5 _____ for each language so she can check words.

DIABLE

INVENTIONS AND INVENTORS

-ed

serve para formar o
pasado dos verbos

ALEXANDER FLEMING

(1881-1955)

COUNTRY: SCOTLAND

JOB: DOCTOR (LONDON)

INVENTION: PENICILLIN

Alexander Fleming was born in 1844.

He was from Scotland, but he lived in London.

He was a doctor and he worked in a hospital.

He invented the penicillin in 1928.

He died in 1955, when he was 74 years old.

Penicillin is a medicine.

Today, we use penicillin to cure people.

Complete

was were invented lived died



G. Marconi _____ born in 1874. His father _____ from Italy and his mother _____ from Ireland, but he _____ in England. He is famous because he _____ the radio in 1901.

He _____ in 1937 in Italy, when he _____ 63 years old.

Bette Nesmith Graham _____ born in the USA in 1924. She _____ in Texas and she _____ a secretary in a bank.

She is famous because she _____ the liquid corrector.

She _____ in 1980 when she _____ 56 years old.



Now, investigate about a famous inventor or invention (toma notas para fazer um pequeno texto similar aos anteriores).

**NEXT WEEK,
MORE ACTIVITIES!**

