

ENGLISH ACTIVITIES

4^o ED. PRIMARIA

Week:

16TH – 20TH MARCH

UNIT 6 : In the Countryside

Pupil's Book

Activity Book

Activity Book Grammar . Pag. 72- 1-2

Activity Book Vocabulary. Pag 84- 1-2-3

Pag 85- 1-2-3

Extension Worksheet 1

Extension Worksheet 2

Basics writing practice

Grammar Worksheet

Recordade que tedes actividades e xogos de vocabulario, as historias e outros exercicios na páxina web do Tiger Team.


Pupil's online materials access

How to register:

- Go to www.tiger.macmillan.es
- Follow the instructions on the screen to register using the access code below.
- If you require technical support, please visit our helpdesk website at: help.macmillan.es

Your access code is:

Tiger Team 4 ABA



6 Extension Worksheet 1

Name: _____

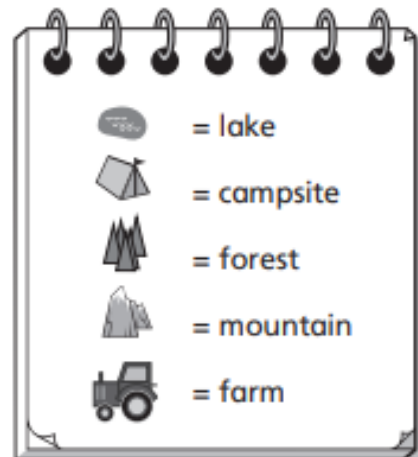

Class: _____

1 Look and match.

- path gate signpost bridge river

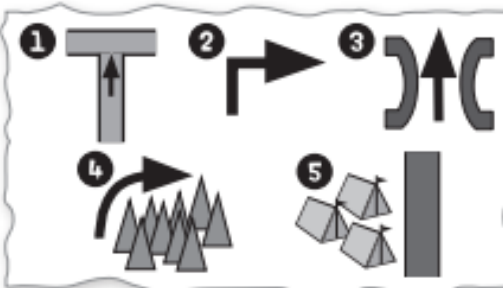


2 Look, read and complete.



- Go straight on. Turn left. Go to the end of the path. The campsite is on the right.
- Go straight on. Don't turn left. Go over the bridge. The _____ is at the end of the path.
- Go straight on. Turn left. Go straight on and turn left at the signpost. The _____ is straight ahead.
- Go straight on. Turn left. Go straight on and turn left at the signpost. Go round the forest. The _____ is on the right.

3 Look and write.



- Go to the end of the path.
- _____
- _____
- _____
- _____



Extension Worksheet 2

TIGER TEAM 4

Name: _____

Class: _____

1 Look and write.

beetle insect mistletoe mushroom plant squirrel tree woodpecker



1 woodpecker



2 _____



3 _____



4 _____



5 _____



6 _____



7 _____



8 _____

2 Read, look and circle.

1 go straight on



2 turn right



3 turn left



4 go over



5 go round



3 Look and complete.

Do you know the way to the farm?



1 Go straight on. Then
2 _____ at the hospital
and then 3 _____.

Do you know the way to the river?



4 _____ . Then
5 _____ the bridge.
6 _____ the park and
then 7 _____.



Grammar Worksheet

Name: _____

Class: _____

1 Look and complete.



- 1 Turn right. 4 Don't turn _____.
 2 Do you know the _____ to the campsite? 5 Go to the _____ of the path.
 3 Go _____ on. 6 Go _____ the bridge.

2 Look, read and circle.



Excuse me, do you know the way to the farm?

Excuse me, do you know the way to the lake?

1 Go straight on / Turn right. Then 2 turn right / turn left at the hospital. The farm is on the 3 left / right.

Go straight on. 4 Turn / Don't turn right. Go 5 over the bridge / round the park. Then 6 turn right / turn left at the library. The lake is on the 7 left / right, opposite the forest.

3 Look at the map in Activity 2. Write the directions.

1 Do you know the way to school?

2 Do you know the way to the forest?

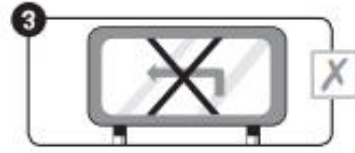
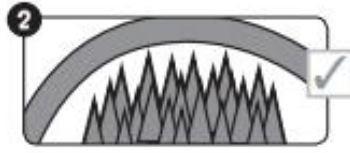
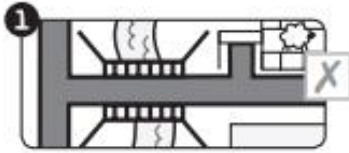
Go straight on. Turn right

6 Basics writing practice Worksheet

Name: _____

Class: _____

1 Order and write.



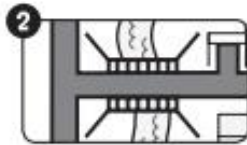
the bridge / go / over / Don't

Go / the forest. / round

left. / Don't / turn

Don't go over the
bridge

2 Look and complete.



Turn left at the **1** lake. Go to the end of the path. Don't go over the
2 _____. Go round the **3** _____. The **4** _____ is in front of you.

3 Read. Make notes and write your project.

Read and Remember!

- There's = There is



My Notes

- My favourite holiday destination: _____
- Where is it? _____
- How do you get there? _____
- What is there? _____
- What I like doing there: _____

My favourite holiday destination is _____
in _____
We go there by _____
There are lots of _____
There's a _____
and _____
I like _____
and _____ there.
It's a lot of fun!

Use technology and the internet with an adult to extend your project.