

WEEK 7

3RD LEVEL

TAREFAS PARA ENVIAR: ACTIVIDADE 4. Seguir os pasos que tedes ao final deste documento para poder enviar a tarefa que se pide esta semana.

Bo día, envío as tarefas desta semana 7 (do 4 -10 abril). Recordade que tendes en enviarme a tarefa 4.

Os que aínda non enviaron un correo están a tempo. É fundamental para enviar as correccións. O meu email é:

nereaibteacher@gmail.com

Un saúdo

ACTIVITY 1: Ver o vídeo para repasar o verbo LIKE, dunha forma divertida. Devértete coa canción e contesta as súas preguntas, mentres cantas.

ACTIVITY 2: Facer a ficha completando co verbo LIKE.

ACTIVITY 3: Completa a ficha.

ACTIVITY 4: Completa a actividade no link e segue os pasos que ten ao final deste documento para **ENVIAR** a tarefa. <https://www.liveworksheets.com/vn405gi>


ACTIVITY 1. Watch the video, review questions and answers and enjoy singing.







<https://www.youtube.com/watch?v=frN3nvIHUk>

ACTIVITY 2. Complete this worksheet

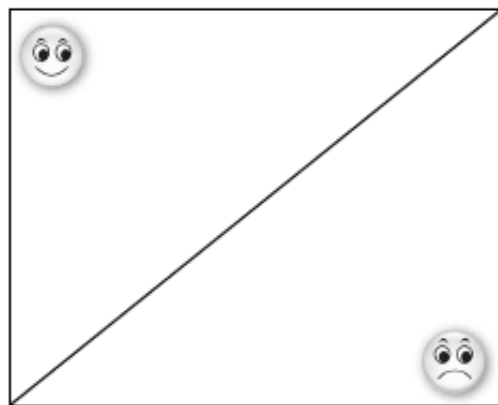
Look, circle and write.

rice milk orange juice ~~chicken~~ bananas tomatoes



- 1 I like / I don't like  chicken
- 2 I like / I don't like  _____
- 3 I like / I don't like  _____
- 4 I like / I don't like  _____
- 5 I like / I don't like  _____
- 6 I like / I don't like  _____

Draw and write for you.



I like _____

I don't like _____

WHICH SPORT DO YOU LIKE?

football, tennis, running swimming, jogging, bowling, sumo, baseball, basketball, judo, golf, gymnastics



I like football.





I don't like running.




















ACTIVITY 3. COMPLETE THIS WORKSHEET WHILE YOU PRACTICE YOUR LISTENING. CLICK ON THE LINK:

<https://www.liveworksheets.com/vn405gi>

¿CÓMO ENVIAR UNHA ACTIVIDADE Á PROFE EN LIVEWORKSHEET?

1. Entra na actividade a través do enlace proporcionado, por exemplo, [https://www.liveworksheets.com/worksheets/en/English as a Second Language \(ESL\)/Clothes/Clothes listen and number_sg7763xt](https://www.liveworksheets.com/worksheets/en/English%20as%20a%20Second%20Language%20(ESL)/Clothes/Clothes%20listen%20and%20number_sg7763xt)

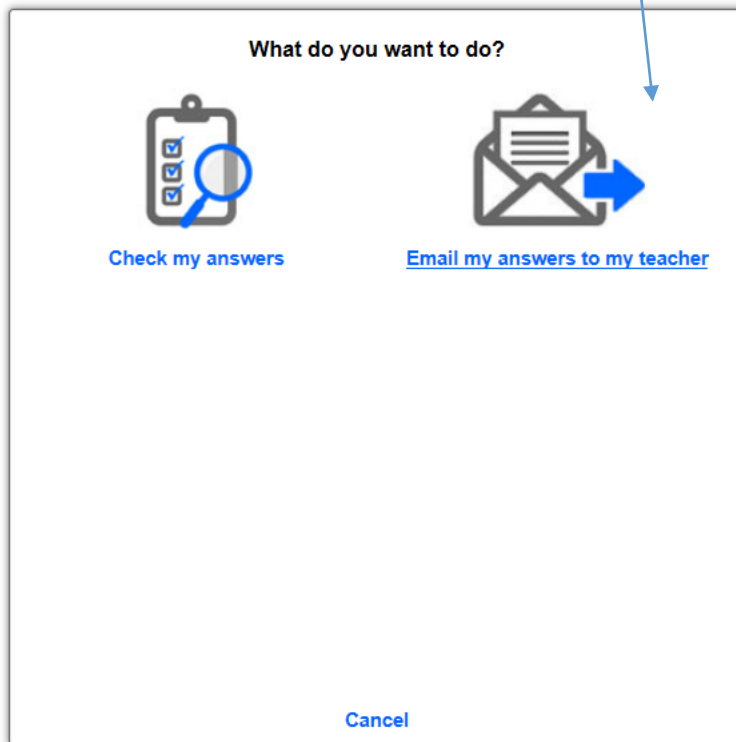
2. Unha vez esteas na páxina verás a ficha que tes que facer

EXEMPLO:

The screenshot shows a worksheet interface on the LiveWorksheets website. At the top, there's a navigation bar with 'LIVEWORKSHEETS' and a search bar. Below that, the worksheet title 'Clothes listen and number' is displayed. The main content area features eight numbered illustrations of people (1-8) and a listening exercise with speaker icons and empty boxes for answers. The page includes a 'Finish!!' button at the bottom, which is highlighted by a blue arrow.

3. Fai a ficha e cando remates fai click no botón **“FINISH”**, que atoparán ao final da folla.

4. Despois de premer no botón “finish” lévache a outra páxina onde tes dúas opcións. Selecciona **“Email my answers to my teacher”**



5. Unha vez seleccionas a opción **“Email my answers to my teacher”** irás ao seguinte paso

What do you want to do?

Check my answers **Email my answers to my teacher**

Enter your full name:

Level/group:

School subject:

Enter your teacher's email or key code:

Escribe o teu nome completo

Completa coa túa clase.
Exemplo: 3^oC

A material, neste caso:
ENGLISH

O correo da profe, neste caso:
nereaibteacher@gmail.com