

WEEK 11

3rd level

CORRECTION


ACTIVITY 3: Disfruta da historia neste enlace.

<https://www.youtube.com/watch?v=uuVXc5zwV7Y>


Despois completa os exercicios.


The Smartest GIANT in Town


by Julia Donaldson





1 Match the words to the pictures.


a. 


b. 


c. 

d. 

e. 

f. 

g. 

h. 

1. sandals

2. tie

3. shirt

4. socks

5. shoes

6. dress

7. belt

8. trousers

2 Write the animals and the clothes George the giant gave them.

Animal

Clothes

1.

GIRAFFE

TIE

2.

GOAT

SHIRT

3.

MOUSE

SHOE

4.

FOX

SOCK

5.

DOG

BELT

sock mouse shirt

tie giraffe belt

goat shoe dog

fox

- 3** Draw an animal from the story and complete the speech bubble for the animal.

The Smartest Giant In Town



- 4 Complete the letter to say thank you to George the giant. Use the words from the box to help you. Only use one piece of clothing for number 3 and one animal for number 4.

sock	mouse	shirt
tie	giraffe	belt
goat	shoe	dog
fox	you	giant

Dear George the 1) ,

Thank 2) for the

3)

I will use it for my 4) .

Your friend,

5) . (your name)