

WEEK 9

2nd level

Hello, everyone!

We are back one week more. Esperamos que tod@s sigades ben.

Recordámosvos que tedes o email para poñervos en contacto coas vosas profes de inglés.

2ºA. Teacher Teresa: mteresalorenzoconde@gmail.com

2ºB, 2ºC: Teacher Nerea: nereaibteacher@gmail.com

Esperamos noticias vosas!

A big hug !

ACTIVITY 1: Vexo o vídeo para recordar as expresións: **I can.../ I can't...**
<https://www.youtube.com/watch?v=oCAZMW4jMX8>

ACTIVITY 2: Repaso as preguntas e respostas con CAN. Escribo as respostas fixándome no modelo de arriba e na 2ª actividade selecciono a opción correcta. Envío a actividade como se explica ao final deste documento.
<https://es.liveworksheets.com/dh39055fp>

ACTIVITY 3: Lembra e despois responde as preguntas.

A. Lembra



- **CAN SHE DO KARATE?**
- **YES, SHE CAN.**



- CAN HE PAINT?

- NO, HE CAN'T.

B. Responde as seguintes preguntas:

- CAN YOU RIDE A BIKE?**
- CAN YOU JUGGLE?**
- CAN YOU PLAY THE DRUMS?**
- CAN YOU MAKE MODELS?**

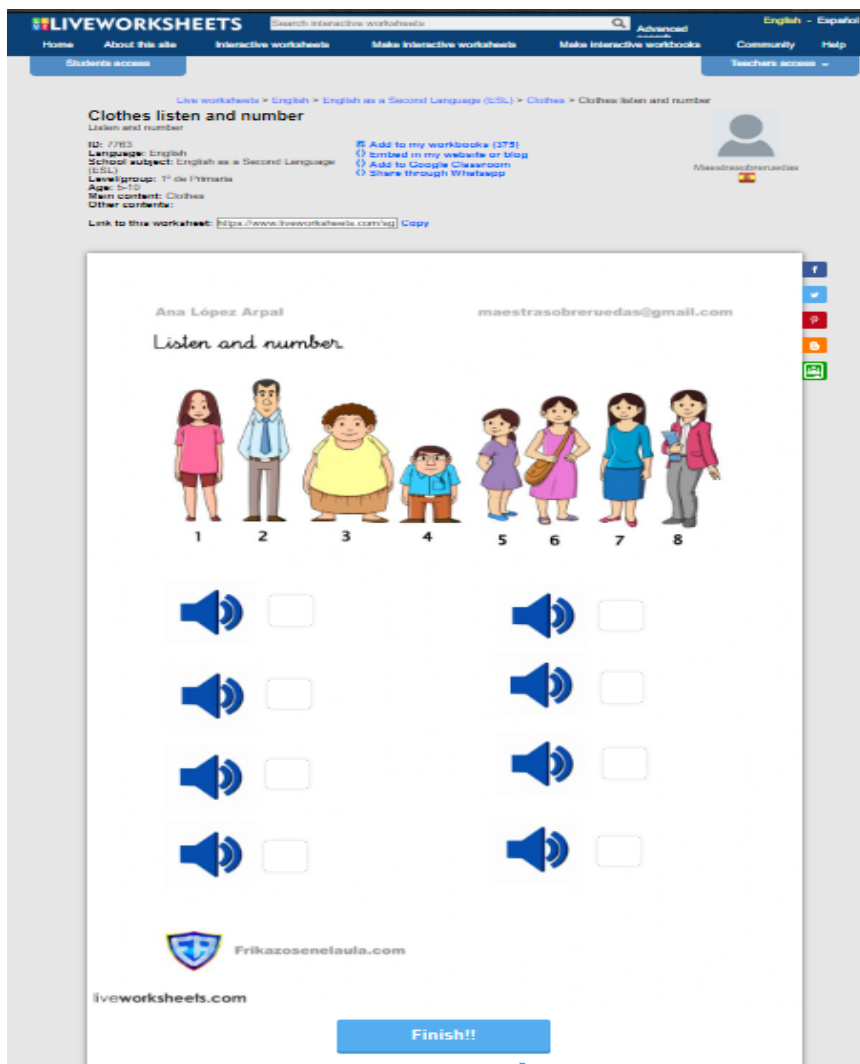
ACTIVITY 4: Ordena as palabras para facer oración. Envío a actividade como se explica ao final deste documento.

<https://es.liveworksheets.com/mv115370ns>

¿CÓMO ENVIAR UNHA ACTIVIDADE Á PROFE EN LIVEWORKSHEET?

1. Entra na actividade a través do enlace proporcionado, por exemplo, [https://www.liveworksheets.com/worksheets/en/English_as_a_Second_Language_\(ESL\)/Clothes/Clothes_listen_and_number_sg7763xt](https://www.liveworksheets.com/worksheets/en/English_as_a_Second_Language_(ESL)/Clothes/Clothes_listen_and_number_sg7763xt)
2. Unha vez esteas na páxina verás a ficha que tes que facer

EXEMPLO:





The screenshot shows a LiveWorksheets page for an activity titled "Clothes listen and number". The page includes a navigation bar at the top with "LIVEWORKSHEETS" and a search bar. Below the navigation bar, there are tabs for "Students access" and "Teachers access". The main content area displays the activity title and a list of metadata: ID: 7763, Language: English, School subject: English as a Second Language (ESL), Level/grade: 1º de Primaria, Age: 5-10, Main content: Clothes, and Other contents. There are also options to "Add to my workbooks (375)", "Embed in my website or blog", "Add to Google Classroom", and "Share through Whatsapp". A link to the worksheet is provided: <https://www.liveworksheets.com/sg7763xt>. The activity itself consists of eight numbered illustrations of people (1-8) and a grid of eight audio player icons (speakers) with empty boxes next to them. At the bottom of the activity area, there is a blue button labeled "Finish!!".

3. Fai a ficha e cando remates fai click no botón **“FINISH”**, que atoparán ao final da folla.

4. Depois de premer no botón “finish” lévache a outra páxina onde tes dúas opcións. Selecciona **“Email my answers to my teacher”**

What do you want to do?


 **Check my answers**


 **Email my answers to my teacher**

Cancel

5. Unha vez selecciones a opción **“Email my answers to my teacher”** irás ao seguinte paso

What do you want to do?

 **Check my answers**

 **Email my answers to my teacher**

Enter your full name:

Level/group:

School subject:

Enter your teacher's email or key code:

Send

Escrebe o teu nome completo

Completa coa túa clase.
Exemplo: 3ºC

A material, neste caso:
ENGLISH

O correo da profe, neste caso:
nereaibteacher@gmail.com
ou
mteresalorenzoconde@gmail.com