

# **ENGLISH ACTIVITIES**

**1<sup>st</sup> COURSE**

**WEEK 11**  
**(1st – 5th June)**

Ola a todas e todos!

Que tal seguides?

Recordo de novo **correo electrónico** onde vos podedes pór en contacto comigo para preguntar dúbidas e comentar como o estades levando.

O correo electrónico é: [anagaiteiro.xgolmar@gmail.com](mailto:anagaiteiro.xgolmar@gmail.com)

Cando enviesdes un correo é **moi IMPORTANTE** que no **ASUNTO** poñades o voso **nome, primeiro apelido e o curso**.

Agora envíovos unas actividades para que fagades esta semana.

Unha aperta.







Ana Gaitero.

**5** Fast Finisher Worksheet 1

Name: \_\_\_\_\_

Class: \_\_\_\_\_

 Name, match and colour.  Say.



- Name the animals and match them to the correct silhouette.
- Colour the animals. Say *It's a (mouse)*.




**5** Fast Finisher Worksheet 2

Name: \_\_\_\_\_


Class: \_\_\_\_\_

 Match and name.  Say how animals move.

1



2




3




4




5



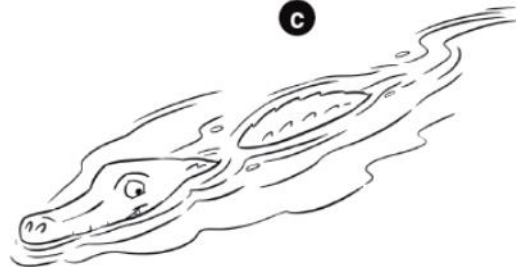
6



b




c



d



e



f



- Match the animals and name the actions.
- Say *A (mouse) can (run).*





**Fast Finisher Worksheet 1**

Name: \_\_\_\_\_

Class: \_\_\_\_\_

Find and circle the differences. Name the toys.



- Find and circle four more differences in picture B.
- Point to and name the toys.

