

## Actividades de lingua inglesa para cuarto de primaria.

### Xogos

Ola todas e todos! Esta semana imos cambiar un pouco e vos deixo uns xogos. **Non é necesario que os enviades por correo electrónico**, trátase de repasar un pouco a través de estes xogos.

### Xogos

#### Likes

Enderezo: <https://www.gamestolearnenglish.com/fast-phrases/>

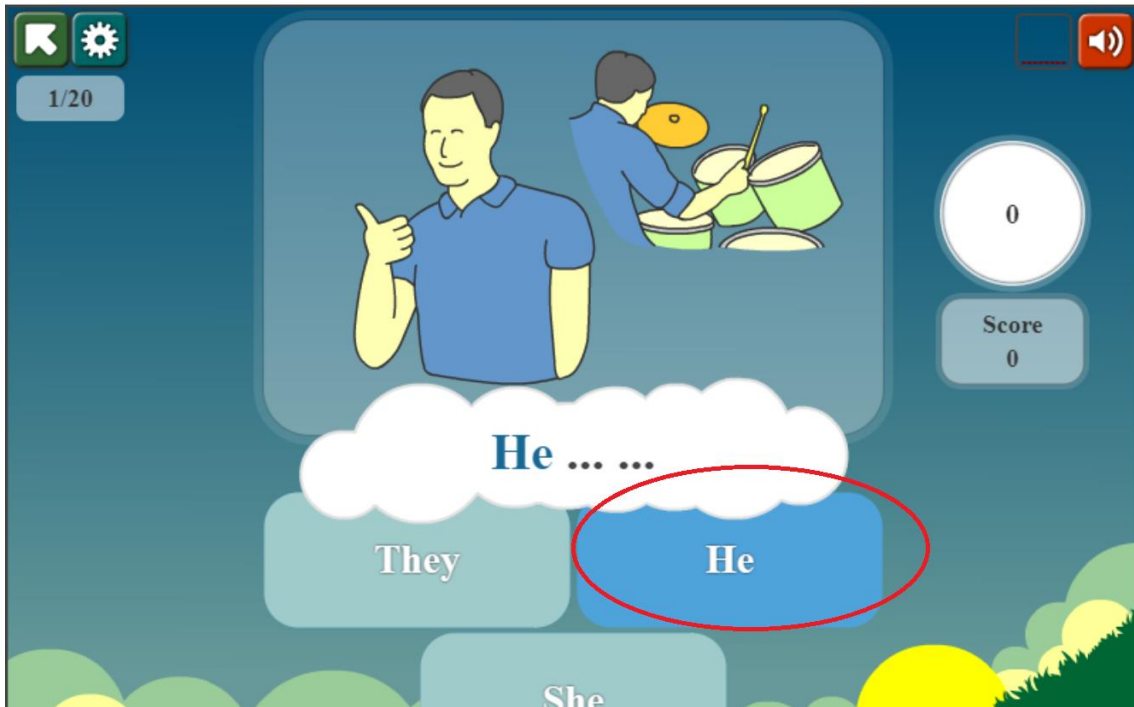
Primeiro, facemos clic en "start", rodeado en vermello



Despois, facemos outra vez clic onde pon *Likes*, tamén rodeado en vermello



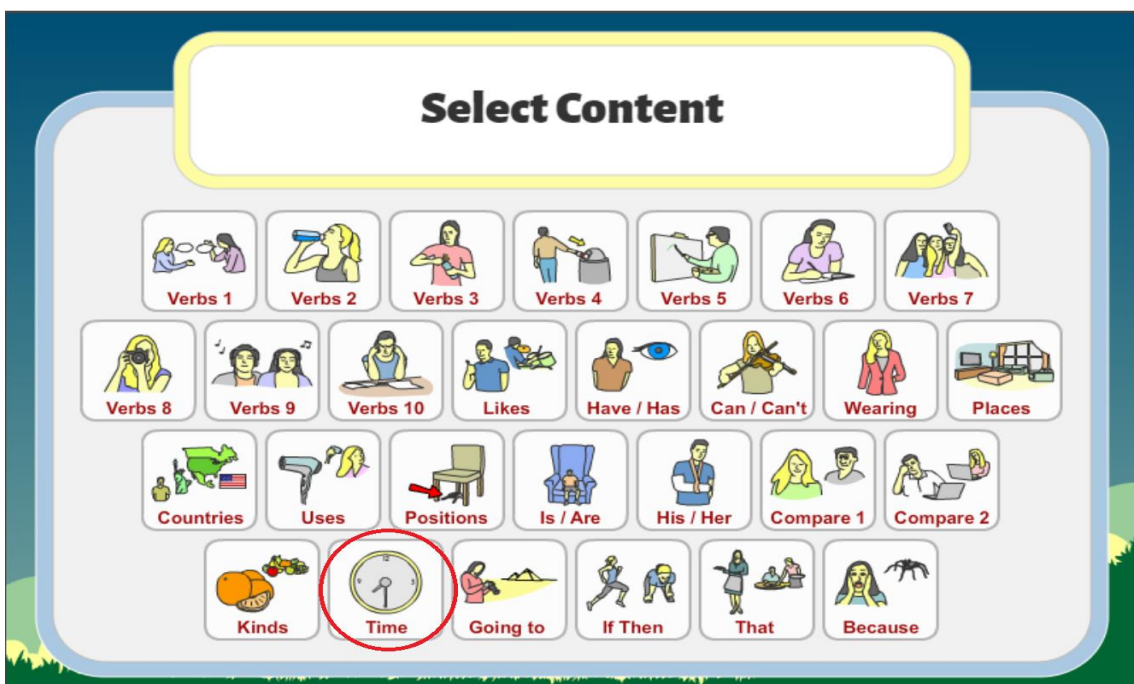
E completamos as frases seleccionando as palabras que nos aparecen debaixo do debuxo




*Time*

Enderezo: <https://www.gamestolearnenglish.com/fast-phrases/>

Para comezar, facemos como na primeira imaxe do exercicio anterior. Despois, facemos clic onde pon *Time*, rodeado en vermello.



E imos completando as frases para dicir a hora en inglés, seleccionando as palabras que nos van aparecendo



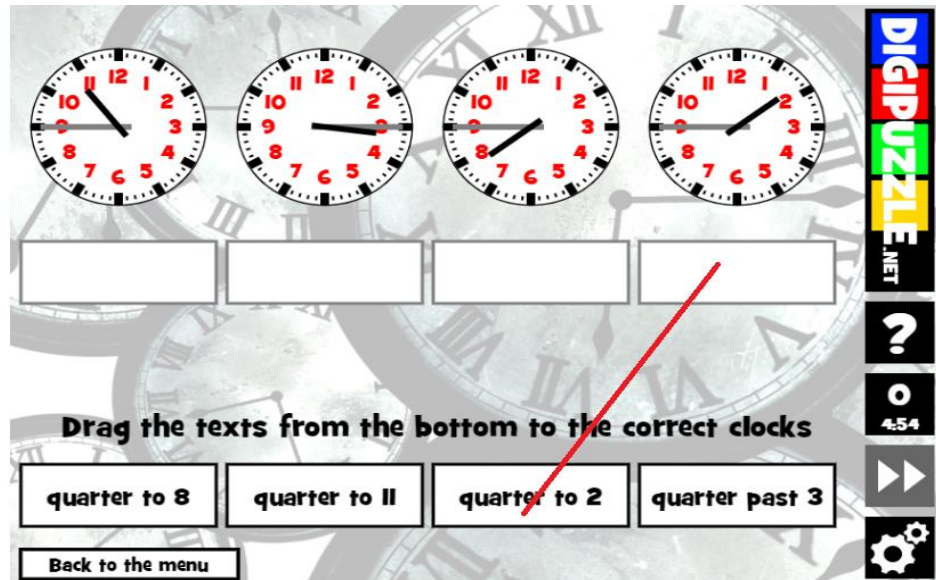
## Time II

Enderezo <https://www.cokitos.com/reloj-en-ingles-las-horas/play/>

Neste xogo podemos xogar de tres formas diferentes:

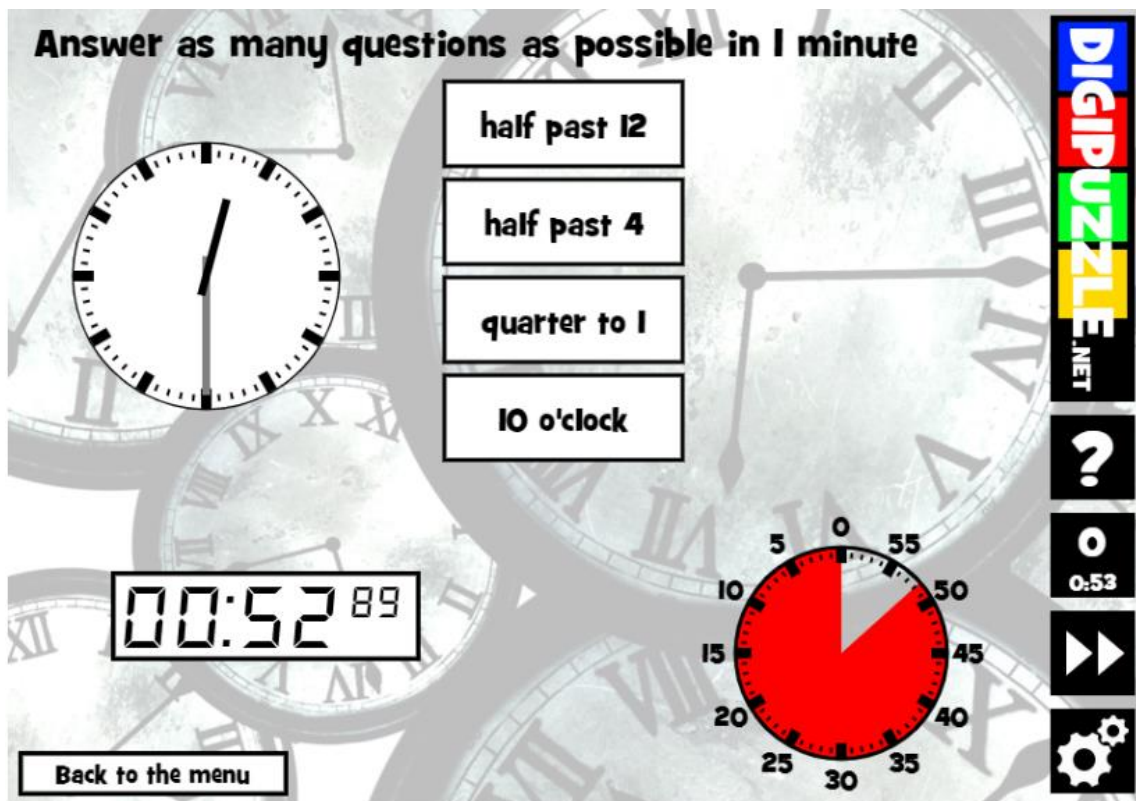
1. Facemos clic onde pon *Learn the analogue clock* e despois imos unindo as horas escritas en inglés cos reloxo

(advertisement)



2. Se facemos click onde pon *Clock race* podemos xogar a contestar tantas preguntas poidamos nun minuto. Probade a xogar varias veces a ver se batides o voso propio récord!

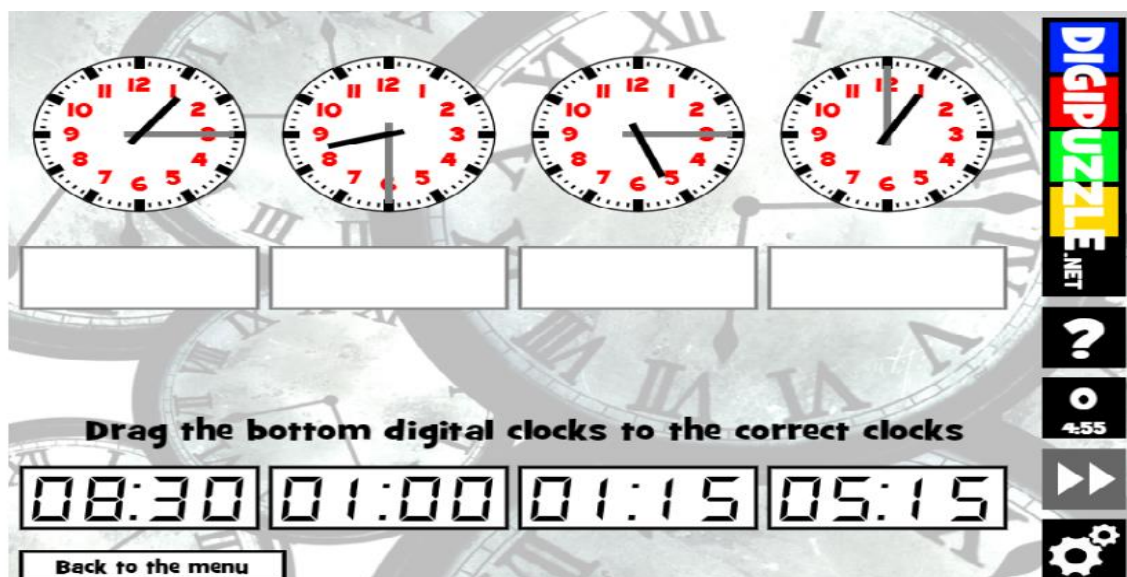
**Answer as many questions as possible in 1 minute**



The interface features a large background clock with Roman numerals. On the left, a smaller clock shows the time 12:30. Below it, a digital timer displays '00:52' with a small '89' in the top right corner. To the right of the timer are four buttons with the following text: 'half past 12', 'half past 4', 'quarter to 1', and '10 o'clock'. At the bottom left is a 'Back to the menu' button. On the right side, there is a vertical toolbar with the 'DIGIPUZZLE.NET' logo, a question mark icon, a timer showing '0:53', a right arrow icon, and a gear icon. A red pie chart is visible in the bottom right corner, with a white slice representing approximately 15% of the circle.

3. Por último, aínda que este xogo non é para inglés, tamén podedes facer clic en *Learn the digital clock* e probar. Tedes que unir as horas en dixital cos reloxs analóxicos (os de agulla)

**Drag the bottom digital clocks to the correct clocks**



The interface shows four analog clocks at the top, each with a different time. Below them are four empty rectangular boxes for dragging. At the bottom, there are four digital clock displays showing '08:30', '01:00', '01:15', and '05:15'. A 'Back to the menu' button is located at the bottom left. On the right side, there is a vertical toolbar with the 'DIGIPUZZLE.NET' logo, a question mark icon, a timer showing '4:55', a right arrow icon, and a gear icon.