

Hello!! How´re you doing?

Ready to have fun and keep learning? Very good!! Let´s go!!



This week let´s review: classroom objects and to have got.

Please, send me exercises 4, 5 and 6. A lot of kisses!!



Que tal, chicos! Como vai todo? Preparados para pasalo ben e seguir aprendendo? Bravoo...alá imos!!

Esta semana repasaremos: classroom objects e verbo TER. Enviádeme, por favor, os exercicios 4, 5 e 6. Moreas de bicos!!

Classroom Objects



table



chair



desk



board



window



door



cupboard



bookcase



school bag



pencil case



book



notebook



pencil



eraser



sharpener



ruler



paper



crayons



scissors



glue

ISLCollective.com

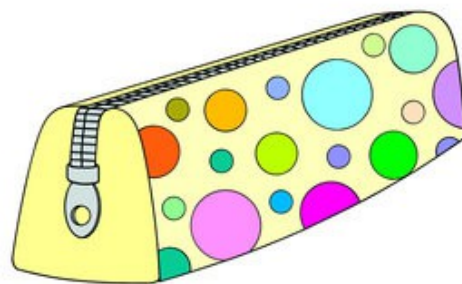
1- MAGIC CLASSROOM OBJECTS (STEVE AND MAGGIE)

Let´s start with a funny video (imos comezar cun vídeo moi gracioso de Steve & Maggie)



2- PLAY WORD GAMES TO LEARN AND PRACTISE SCHOOL THINGS VOCABULARY.

Con estes xogos de palabras practicaremos os nomes dos obxectos do cole. Clica nos dous debuxos para facer os xogos. A ver se acertas todos!!



3- HOW TO ORGANISE YOUR SCHOOL BAG

Enjoy this video and learn how to organise you school bag(disfruta deste vídeo e aprende a organizar bena túa mochila)



4- **"IN MY SCHOOL BAG I'VE GOT...."** Draw your schoolbag (very big) and write what you have got in it.


Nun folio, debuxa a túa mochila ben grande e escribe o que levas dentro. Podes comezar: "In my schoolbag I've got....(Na miña mochila teño....")

Ex:

"In my schoolbag I've got a book, a rubber, a ruler, a dictionary..."

Tamén podemos dicir as cores:

"In my school bag I've got a red book, a pink rubber, a blue ruler and a yellow pencil case."



***Recorda o verbo que repasamos a semana pasada**

Have got = ter

FORMA LONGA	FORMA CURTA	
I have got	I've got	Eu teño
You have got	You've got	Ti téis
She has got	She's got	El tén
He has got	He's got	Ela tén
...

5- **COLOUR YOUR PENCIL CASE! READ THE SENTENCES AND COLOUR THE PICTURE.**

Clica no enlace e imprime o debuxo. Le as frases e colore a o debuxo ben chulo.















6- **PRINT the WORDSEARCH. LABEL THE PICTURES :**

1. Find the school supplies names in the word search. Then, label the pictures.

School Supplies

S C I S S O R S D A I X O B H
 S P W H B A G O V S K W Z E Y
 C E Q A W D D W I H T A U K I
 T N E R A S E R L Q H O E S F
 D M A P X I R H D D N T X P L
 J F A E X T Q H Z E H R V E Z
 G C E N I O D I R C D P I N I
 L G B E V N J G U J W T O C I
 U U A R H O M K N E E D U I V
 E H E P P T U X E E P H C L T
 U Q X E K E C R J M Z W S C D
 Q J W N G B R U L E R A L A M
 N T Z C C O L O R S L B W S Y
 H U C I B O O K P K F O Q E Z
 C L V L O K F I B P V Y F T F

- colors
- eraser
- bag
- pen
- pencil
- glue
- scissors
- pencil case
- book
- ruler
- sharpener
- notebook

			
-----	-----	-----	-----
			
-----	-----	-----	-----
			
-----	-----	-----	-----