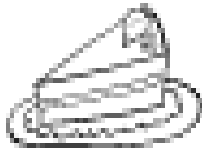


Name: _____

10

Read and match.



bread



buns



butter



cake

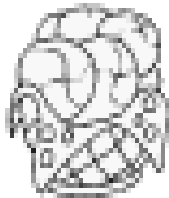


cheese

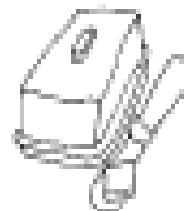


chips

egg



hamburger

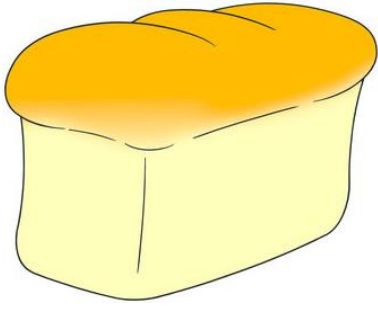


ice cream



sausages

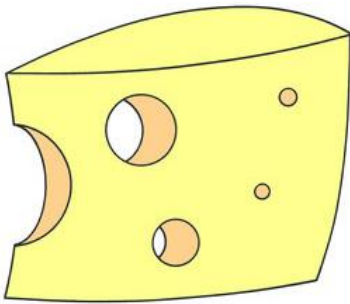




www.britishcouncil.org/learnenglishkids

bread

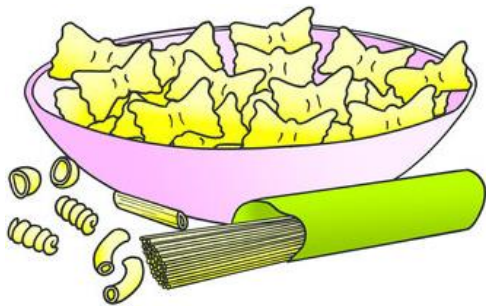
www.britishcouncil.org/learnenglishkids



www.britishcouncil.org/learnenglishkids

cheese

www.britishcouncil.org/learnenglishkids



www.britishcouncil.org/learnenglishkids

pasta


www.britishcouncil.org/learnenglishkids



www.britishcouncil.org/learnenglishkids

rice

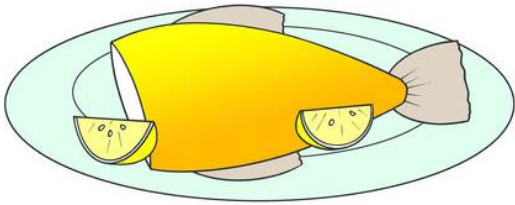
www.britishcouncil.org/learnenglishkids



www.britishcouncil.org/learnenglishkids

eggs

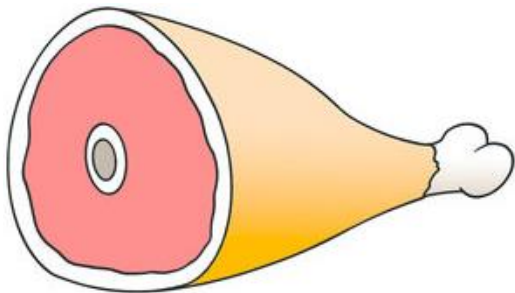
www.britishcouncil.org/learnenglishkids



www.britishcouncil.org/learnenglishkids

fish


www.britishcouncil.org/learnenglishkids



www.britishcouncil.org/learnenglishkids

meat


www.britishcouncil.org/learnenglishkids



www.britishcouncil.org/learnenglishkids

sandwich

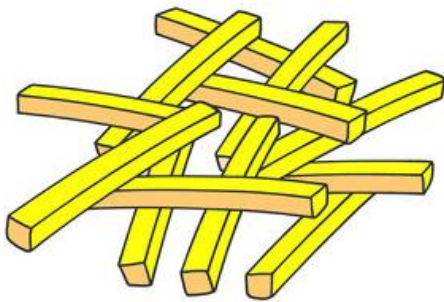
www.britishcouncil.org/learnenglishkids



www.britishcouncil.org/learnenglishkids

pizza

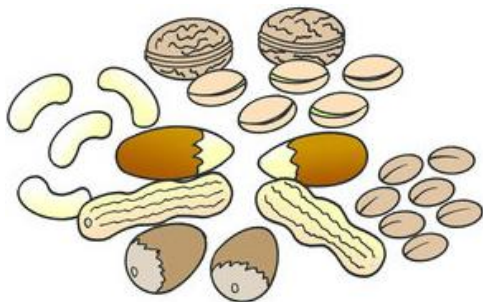
www.britishcouncil.org/learnenglishkids



www.britishcouncil.org/learnenglishkids

chips


www.britishcouncil.org/learnenglishkids



www.britishcouncil.org/learnenglishkids

nuts

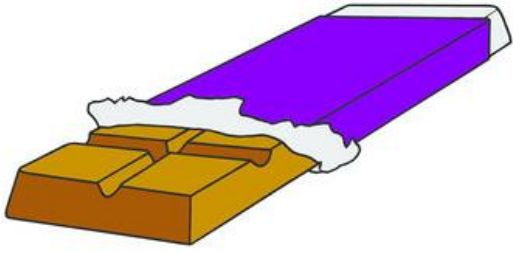
www.britishcouncil.org/learnenglishkids



www.britishcouncil.org/learnenglishkids

yoghurt


www.britishcouncil.org/learnenglishkids



www.britishcouncil.org/learnenglishkids

chocolate

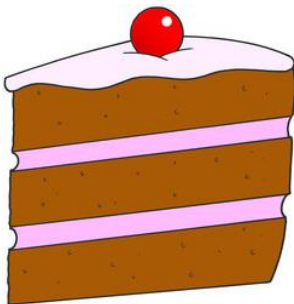
www.britishcouncil.org/learnenglishkids



www.britishcouncil.org/learnenglishkids

sweets

www.britishcouncil.org/learnenglishkids



www.britishcouncil.org/learnenglishkids

cake

www.britishcouncil.org/learnenglishkids



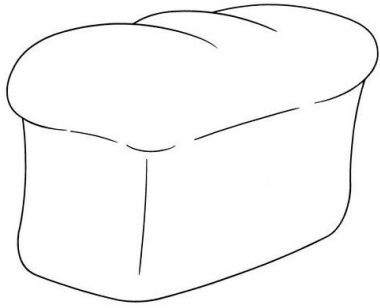
www.britishcouncil.org/learnenglishkids

ice cream

www.britishcouncil.org/learnenglishkids



LearnEnglish Kids



www.britishcouncil.org/learnenglishkids

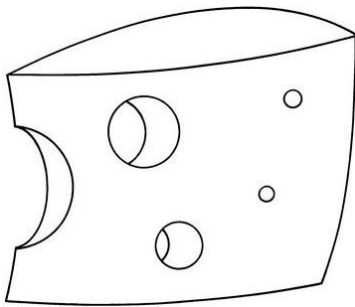


LearnEnglish Kids

www.britishcouncil.org/learnenglishkids



LearnEnglish Kids



www.britishcouncil.org/learnenglishkids

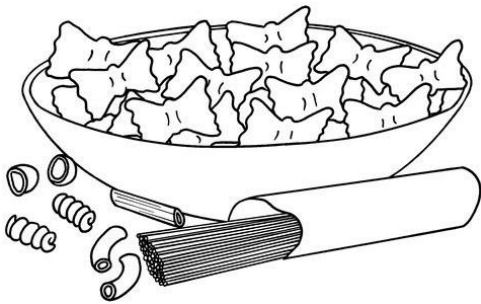


LearnEnglish Kids

www.britishcouncil.org/learnenglishkids



LearnEnglish Kids



www.britishcouncil.org/learnenglishkids




LearnEnglish Kids

www.britishcouncil.org/learnenglishkids



LearnEnglish Kids



www.britishcouncil.org/learnenglishkids

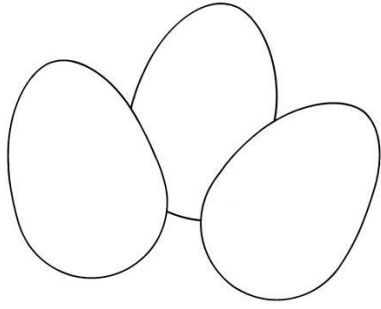


LearnEnglish Kids

www.britishcouncil.org/learnenglishkids



LearnEnglish Kids



www.britishcouncil.org/learnenglishkids

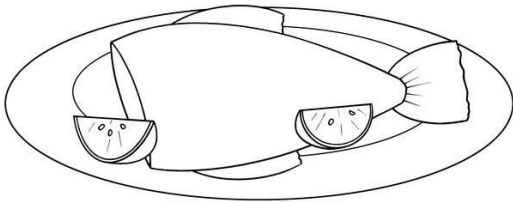


LearnEnglish Kids

www.britishcouncil.org/learnenglishkids



LearnEnglish Kids



www.britishcouncil.org/learnenglishkids

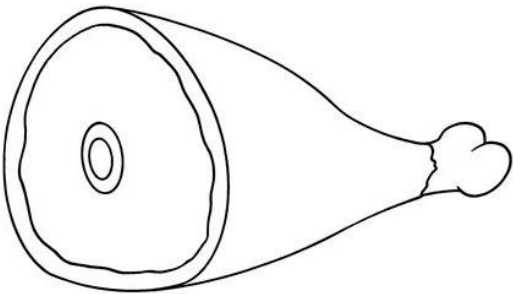


LearnEnglish Kids

www.britishcouncil.org/learnenglishkids



LearnEnglish Kids



www.britishcouncil.org/learnenglishkids

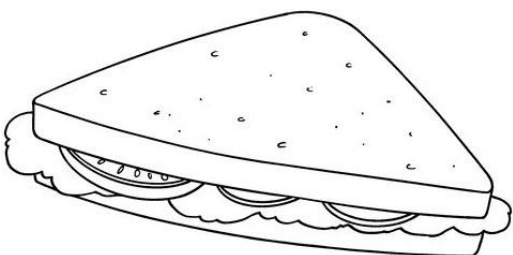


LearnEnglish Kids

www.britishcouncil.org/learnenglishkids



LearnEnglish Kids



www.britishcouncil.org/learnenglishkids




LearnEnglish Kids

www.britishcouncil.org/learnenglishkids



LearnEnglish Kids



www.britishcouncil.org/learnenglishkids

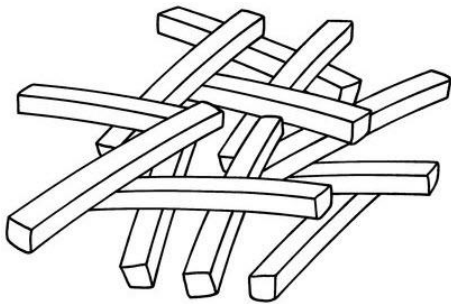


LearnEnglish Kids

www.britishcouncil.org/learnenglishkids



LearnEnglish Kids



www.britishcouncil.org/learnenglishkids




LearnEnglish Kids

www.britishcouncil.org/learnenglishkids



LearnEnglish Kids



www.britishcouncil.org/learnenglishkids




LearnEnglish Kids

www.britishcouncil.org/learnenglishkids



LearnEnglish Kids



www.britishcouncil.org/learnenglishkids

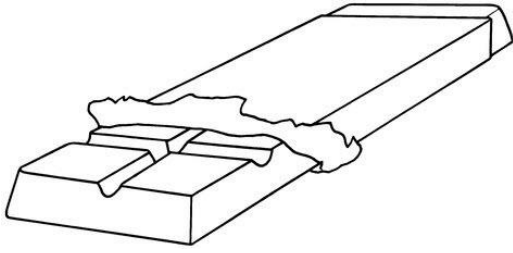


LearnEnglish Kids

www.britishcouncil.org/learnenglishkids



LearnEnglish Kids



www.britishcouncil.org/learnenglishkids

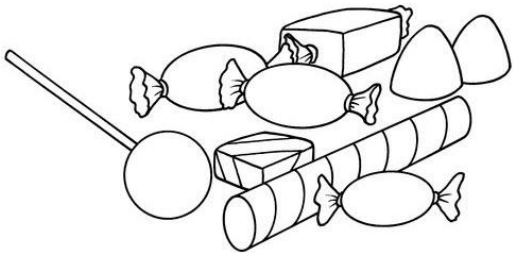


LearnEnglish Kids

www.britishcouncil.org/learnenglishkids



LearnEnglish Kids



www.britishcouncil.org/learnenglishkids

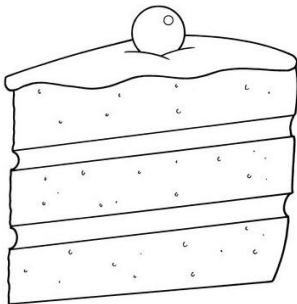


LearnEnglish Kids

www.britishcouncil.org/learnenglishkids



LearnEnglish Kids



www.britishcouncil.org/learnenglishkids



LearnEnglish Kids

www.britishcouncil.org/learnenglishkids



LearnEnglish Kids




www.britishcouncil.org/learnenglishkids




LearnEnglish Kids


www.britishcouncil.org/learnenglishkids




apple



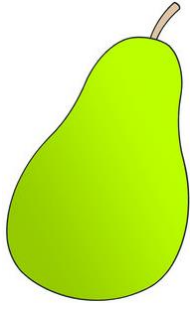
banana



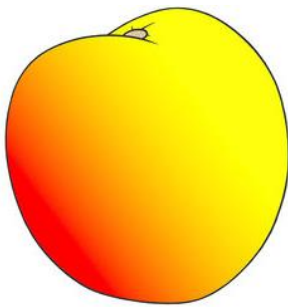
orange




strawberry




pear



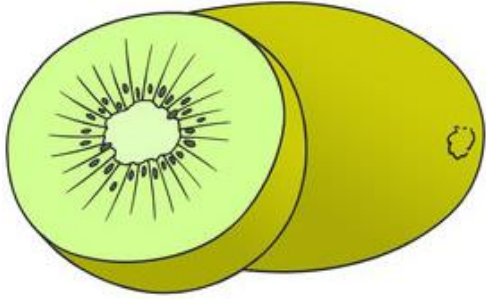
peach



cherry




grapes



www.britishcouncil.org/learnenglishkids

kiwi

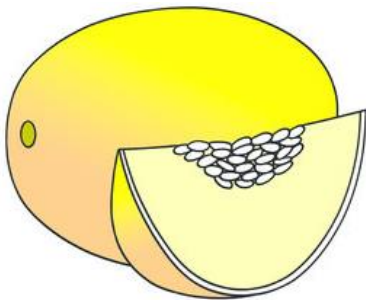
www.britishcouncil.org/learnenglishkids



www.britishcouncil.org/learnenglishkids

pineapple


www.britishcouncil.org/learnenglishkids



www.britishcouncil.org/learnenglishkids

melon

www.britishcouncil.org/learnenglishkids




www.britishcouncil.org/learnenglishkids

watermelon

www.britishcouncil.org/learnenglishkids



LearnEnglish Kids



www.britishcouncil.org/learnenglishkids

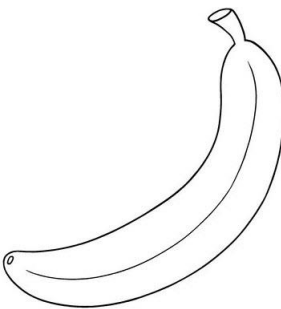


LearnEnglish Kids

www.britishcouncil.org/learnenglishkids



LearnEnglish Kids



www.britishcouncil.org/learnenglishkids

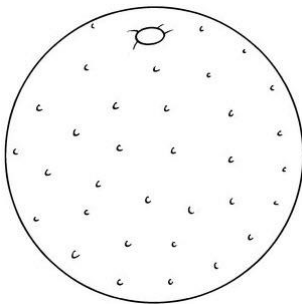


LearnEnglish Kids

www.britishcouncil.org/learnenglishkids



LearnEnglish Kids



www.britishcouncil.org/learnenglishkids




LearnEnglish Kids

www.britishcouncil.org/learnenglishkids



LearnEnglish Kids



www.britishcouncil.org/learnenglishkids

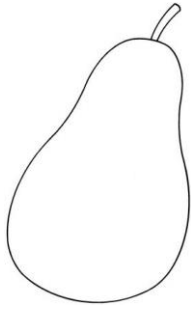


LearnEnglish Kids

www.britishcouncil.org/learnenglishkids



LearnEnglish Kids



www.britishcouncil.org/learnenglishkids

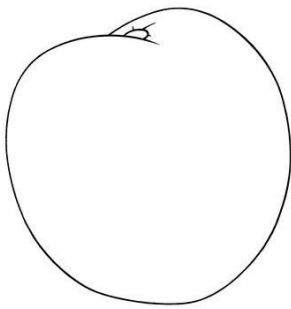


LearnEnglish Kids

www.britishcouncil.org/learnenglishkids



LearnEnglish Kids



www.britishcouncil.org/learnenglishkids




LearnEnglish Kids

www.britishcouncil.org/learnenglishkids



LearnEnglish Kids



www.britishcouncil.org/learnenglishkids

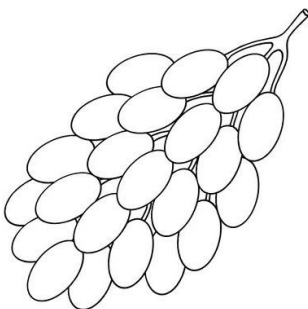


LearnEnglish Kids

www.britishcouncil.org/learnenglishkids



LearnEnglish Kids



www.britishcouncil.org/learnenglishkids

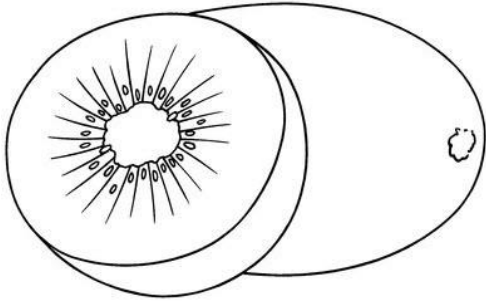


LearnEnglish Kids

www.britishcouncil.org/learnenglishkids



LearnEnglish Kids



www.britishcouncil.org/learnenglishkids




LearnEnglish Kids

www.britishcouncil.org/learnenglishkids



LearnEnglish Kids



www.britishcouncil.org/learnenglishkids

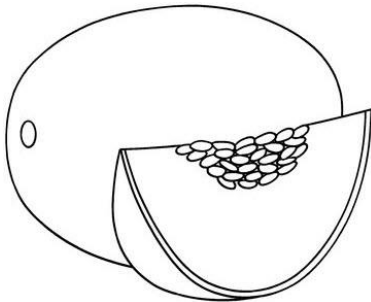


LearnEnglish Kids

www.britishcouncil.org/learnenglishkids



LearnEnglish Kids



www.britishcouncil.org/learnenglishkids

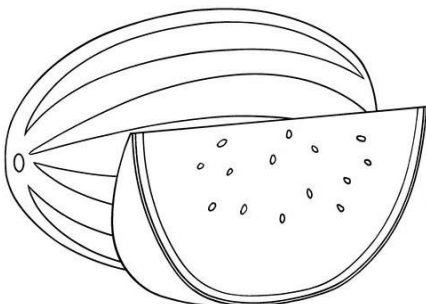


LearnEnglish Kids

www.britishcouncil.org/learnenglishkids



LearnEnglish Kids



www.britishcouncil.org/learnenglishkids



LearnEnglish Kids


www.britishcouncil.org/learnenglishkids



Fruit

1. Match them up!

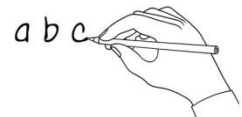
Draw a line to match the picture and the word.



orange	apple	pineapple	grapes	cherry
strawberry	pear	watermelon	banana	kiwi

2. Where does it go?

Write these words in the correct group.

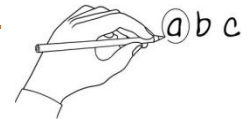


orange	apple	pineapple	grapes	cherry
strawberry	pear	watermelon	banana	kiwi

fruit you need to peel	fruit you don't need to peel
orange	



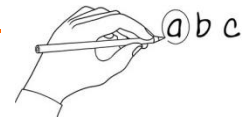
3. True or false?



Circle true or false for these sentences.

- a. You should eat at least five pieces of fruit and vegetables a day. true false
- b. Apples float in water but pears don't. true false
- c. Grapes become raisins when they are cooked. true false
- d. Strawberries are the only fruit whose seeds grow on the outside. true false
- e. Watermelons don't contain water. true false
- f. Cherries belong to the rose family. true false
- g. Bananas don't have a lot of vitamin C. true false
- h. Kiwis contain half as much vitamin C as oranges. true false
- i. Most oranges are not eaten – they are used to make juice. true false
- j. Pineapples take up to two months to grow. true false

4. Find the words!



Find the fruits from exercise 1 in the wordsearch below.

H	P	W	A	T	E	R	M	E	L	O	N
A	E	O	U	O	C	Y	R	Z	G	C	Q
P	B	G	R	A	P	E	S	A	U	H	B
P	I	N	E	A	P	P	L	E	Y	E	A
L	E	Q	K	M	N	L	R	T	K	R	N
E	W	A	J	I	X	G	D	O	T	R	A
V	S	T	R	A	W	B	E	R	R	Y	N
F	S	N	V	S	P	I	X	I	W	Z	A








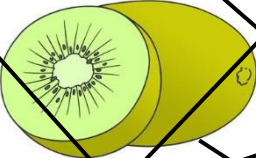
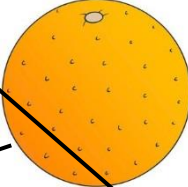



Fruit – ANSWERS

1. Match them up!

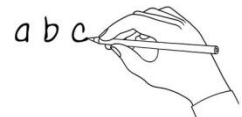
Draw a line to match the picture and the word.



				
				
orange	apple	pineapple	grapes	cherry
strawberry	pear	watermelon	banana	kiwi

2. Where does it go?

Write these words in the correct group.

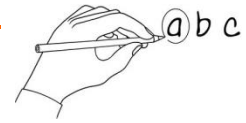


orange	apple	pineapple	grapes	cherry
strawberry	pear	watermelon	banana	kiwi

fruit you need to peel	fruit you don't need to peel
orange	apple
pineapple	grapes
watermelon	strawberry
banana	pear
kiwi	cherry




3. True or false?



Circle true or false for these sentences.

- a. You should eat at least five pieces of fruit and vegetables a day. true false
- b. Apples float in water but pears don't. true false
- c. Grapes become raisins when they are ~~cooked~~ **dried**. true false
- d. Strawberries are the only fruit whose seeds grow on the outside. true false
- e. Watermelons ~~don't contain~~ **contain** water. true false
- f. Cherries belong to the rose family. true false
- g. Bananas ~~don't have~~ **have** a lot of vitamin C. true false
- h. Kiwis contain ~~half~~ **twice** as much vitamin C as oranges. true false
- i. Most oranges are not eaten – they are used to make juice. true false
- j. Pineapples take up to two ~~months~~ **years** to grow. true false

4. Find the words!



Find the fruits from exercise 1 in the wordsearch below.

H	P	W	A	T	E	R	M	E	L	O	N
A	E	O	U	O	C	Y	R	Z	G	C	Q
P	B	G	R	A	P	E	S	A	U	H	B
P	I	N	E	A	P	P	L	E	Y	E	A
L	E	Q	K	M	N	L	R	T	K	R	N
E	W	A	J	I	X	G	D	O	T	R	A
V	S	T	R	A	W	B	E	R	R	Y	N
F	S	N	V	S	P	I	X	I	W	Z	A