

Hello children!

Your teacher María is back!

These flashcards, sheets and links are for practising English these days.

I hope you all are right.

See you soon!

LINKS:


[.https://learnenglishkids.britishcouncil.org/songs/the-alphabet-song](https://learnenglishkids.britishcouncil.org/songs/the-alphabet-song)

[.https://learnenglishkids.britishcouncil.org/short-stories/nessie-the-loch-ness-monster](https://learnenglishkids.britishcouncil.org/short-stories/nessie-the-loch-ness-monster)


[.https://learnenglishkids.britishcouncil.org/short-stories/spycat](https://learnenglishkids.britishcouncil.org/short-stories/spycat)

FUN GAMES

<https://learnenglishkids.britishcouncil.org/games/fantasy-run>



tall



short



young



old



fat



thin



strong




weak



www.britishcouncil.org/learnenglishkids

beautiful

www.britishcouncil.org/learnenglishkids



www.britishcouncil.org/learnenglishkids

handsome

www.britishcouncil.org/learnenglishkids



www.britishcouncil.org/learnenglishkids

clean

www.britishcouncil.org/learnenglishkids




www.britishcouncil.org/learnenglishkids

dirty

www.britishcouncil.org/learnenglishkids



LearnEnglish Kids



www.britishcouncil.org/learnenglishkids




LearnEnglish Kids

www.britishcouncil.org/learnenglishkids



LearnEnglish Kids



www.britishcouncil.org/learnenglishkids



LearnEnglish Kids

www.britishcouncil.org/learnenglishkids



LearnEnglish Kids



www.britishcouncil.org/learnenglishkids



LearnEnglish Kids

www.britishcouncil.org/learnenglishkids



LearnEnglish Kids



www.britishcouncil.org/learnenglishkids




LearnEnglish Kids

www.britishcouncil.org/learnenglishkids



LearnEnglish Kids



www.britishcouncil.org/learnenglishkids




LearnEnglish Kids

www.britishcouncil.org/learnenglishkids



LearnEnglish Kids



www.britishcouncil.org/learnenglishkids




LearnEnglish Kids

www.britishcouncil.org/learnenglishkids



LearnEnglish Kids



www.britishcouncil.org/learnenglishkids



LearnEnglish Kids

www.britishcouncil.org/learnenglishkids



LearnEnglish Kids



www.britishcouncil.org/learnenglishkids



LearnEnglish Kids

www.britishcouncil.org/learnenglishkids



LearnEnglish Kids



www.britishcouncil.org/learnenglishkids




LearnEnglish Kids

www.britishcouncil.org/learnenglishkids



LearnEnglish Kids



www.britishcouncil.org/learnenglishkids



LearnEnglish Kids

www.britishcouncil.org/learnenglishkids



LearnEnglish Kids



www.britishcouncil.org/learnenglishkids



LearnEnglish Kids

www.britishcouncil.org/learnenglishkids



LearnEnglish Kids



www.britishcouncil.org/learnenglishkids








LearnEnglish Kids

www.britishcouncil.org/learnenglishkids

DESCRIBING PEOPLE






Order the sentences.

	<p>long got fair She's hair</p>	
	<p>fair He curly hasn't hair got</p>	
	<p>ponytail a got She's</p>	
	<p>glasses He's got</p>	
	<p>long hair glasses She's</p>	
	<p>got hasn't got She</p>	
	<p>hasn't dark He's got beard got He hair a</p>	







Describing people

Height	Hair		Eyes		Build	Characters	
	Colour	Shape	Colour	Shape		Positive	Negative
tall short medium	black brown ginger blonde grey	long straight curly bald short	green hazel blue brown black	big small	slim thin fat well-built plump	helpful kind polite happy friendly	rude angry unfriendly selfish lazy

A. Match the pictures with the descriptions.







1 	2 	She has got long hair. Her hair is curly. She has got blue eyes. a	She has got long black hair. Her hair is straight. She has got black eyes. She is thin. b
3 	4 	He has got blue eyes. He has got blonde hair. He is young. c	He has got a grey moustache and beard. He is bald. He has got glasses. e
	5 	He has got blue eyes. He has got ginger hair. He has got glasses. d	

B. Write T for true descriptions or F for false descriptions.

1 	He has got blue eyes. He has got ginger hair. He is fat. His hair is short. _____	4 	She has got long blonde hair. She has got black eyes. She is short and fat. _____
2 	She has got brown eyes. She has got long brown hair. She has got glasses. _____	5 	He has got short curly hair. He has got moustache and beard. He has got glasses. _____
3 	He has got black eyes. He has got brown hair. He hasn't got glasses. His hair is short. _____	6 	He has short black hair. He got green eyes. He is slim. He hasn't got glasses. SLCollective.com

Describing people

Match the sentences with the pictures.

	She's got a ponytail.	
	She's got long hair.	
	He's got glasses.	
	He's got a beard.	
	He's got a moustache.	
	She's got dark hair.	
	She's got fair hair.	
	She's got curly hair.	
	She's got short hair.	
	She's got straight hair.	

GUESS WHO

Complete with the correct name:

□ □ □ □ □ □



Hello!! My name is **Anne**. I have short and Brown hair and I am wearing a blue skirt, a red and blue t-shirt and red and White shoes.

Hello there! My name is **Eric**. My favourite colours are blue and red. For this reason, I am wearing red shorts and a blue t-shirt. My shoes are blue too.

Hello everyone! My name is **Adam**. I have got short, black and curly hair and I am wearing a green t-shirt and trousers.

Hi!! My name is **Helen**. I have got short, black and straight hair. I am wearing a red and yellow hat. Do you know who I am?

Hello Friends! My name is **Erika**. I have got short hair and I am wearing shorts and a striped t-shirt

Hello there!!! My name is **Lucas**. I have got short and blond hair. I am wearing trousers and blue shoes.

Match the sentences:

Me gustan los sombreros

A ella no le gustan las faldas

¿A ellos les gustan los pantalones cortos?

A ti no te gustan los vestidos

Do They like shorts?

You don't like dresses

I like hats

She doesn't like skirts

NAME: _____

DATE: _____

READING WORKSHEET

DESCRIBING PEOPLE

- Read about Maria and Sam. Then, answer the questions below.


MARIA



My sister's name is Maria and she is 23 years old and she works in an office. She's tall and has long, brown, wavy hair and she has green eyes. Maria sometimes

wears red glasses and she often reads books in the library. When she doesn't study, you can sometimes find her in the gym. She likes to exercise two or three times a week. Because she likes to exercise, she is thin, strong and healthy. She is also a very funny person and she loves to talk with people and make them laugh, so she has lots of friends. Maria has a big, friendly smile and I think she is a beautiful person. Everyone loves her and, of course, I am very happy that she is my older sister!

SAM



My brother's name is Sam and he is only ten years old. He's an elementary school student in grade four. He is younger and shorter than I am, but he says that he is the

tallest person in his class. Sam has short, red hair, freckles, big ears, and a small mouth. He doesn't wear glasses. Unfortunately, he doesn't like to study very much. He thinks it's much better to watch TV and play video games. His favorite game is called 'Monster Shark Attack!' He says that he wants to be an airline pilot when he grows up. Sometimes, on weekends, his friends come over to our home to play. Sam is my brother, and I like him, but sometimes he's a little lazy and a little noisy!

- How old is Maria? Maria is 23 years old.
- How old is Sam? _____
- What does Maria do? _____
- What does Sam do? _____
- Describe Maria's hair. _____
- Describe Sam's hair. _____
- Who likes to watch TV? _____
- Who has a small mouth? _____
- Who is a funny person? _____
- Who is a noisy person? _____



Prepositions of place

"The dog is
on the sofa!"



Examples

*My dad is **in** the kitchen.
The dog is **on** the sofa.
The toys aren't **under** the
table.*

Remember!

We use prepositions of place
to say where things are.
*Where's the cat? It's hiding
behind the chair.
Have you got any apples? Yes,
they're **in** the fridge **between**
the grapes and the oranges.*

Be careful!

If you are **in** something, you are
inside. If you are **in front of**
something, you are outside it.
*Ben is **in** his house. I can't see
him.
Look, Ben is **in front of** his
house. I can see him!*



Prepositions of place



Examples

Write your own examples.

Remember!

*Don't look at the reference card!
Can you remember?
Where's the cat? It's hiding
_____ the chair.
Have you got any apples? Yes,
they're _____ the fridge _____
the grapes and the oranges.*

Writing practice.

*Write a short text using
prepositions of place.*



Prepositions of place

1. Match them up!

Where's the cat? Draw a line to match the picture and the word.



in	in front of	under	
on	next to	between	behind



We can use **prepositions of place** to say where things are.
in / on / under / behind / in front of / next to / between

2. Choose the answer!

Read the sentence. Circle the correct preposition of place.



- My dad is in the kitchen. ~~on~~ **(in)** ~~behind~~
- Our cat likes sleeping with me _____ the bed. **between / on / in front of**
- I'm waiting for my friend _____ her house. **in front of / under / on**
- We're playing a game – I'm hiding _____ the door! **on / under / behind**
- I like sitting _____ my mum and my dad on the sofa. **under / in / between**
- Can you swim _____ water? **in front of / under / next to**
- My teddy is _____ my doll. **next to / between / in**



3. Draw a picture!

Draw your bedroom. Write sentences to say where things are.

A large, empty rectangular box with an orange border, intended for the student to draw their bedroom.

1. My bed is
2.
3.
4.
5.
6.
7.
8.



Prepositions of place – ANSWERS

1. Match them up!



Where's the cat? Draw a line to match the picture and the word.

on	in	in front of	under
next to	between	behind	



We can use **prepositions of place** to say where things are.
in / on / under / behind / in front of / next to / between

2. Choose the answer!



Read the sentence. Circle the correct preposition of place.

- My dad is in the kitchen. ~~on~~ in ~~behind~~
- Our cat likes sleeping with me _____ the bed. ~~between~~ on ~~in front of~~
- I'm waiting for my friend _____ her house. in front of ~~under~~ ~~on~~
- We're playing a game – I'm hiding _____ the door! ~~on~~ ~~under~~ behind
- I like sitting _____ my mum and my dad on the sofa. ~~under~~ ~~in~~ between
- Can you swim _____ water? ~~in front of~~ under ~~next to~~
- My teddy is _____ my doll. next to ~~between~~ ~~in~~



3. Draw a picture!

Children draw their bedroom and then write sentences to say where things are.





Grammar test – Prepositions of place

Do the test then write down your score.

1. Choose the correct sentence!



Read the sentences and underline the correct one.

My school bag is in my bedroom.

- a. My school bag is under my bedroom. _____
- My school bag is behind my bedroom.

The dog is sleeping in the mat.

- b. The dog is sleeping on the mat. _____
- The dog is sleeping between the mat.

I always sit on my best friend in class.

- c. I always sit under my best friend in class. _____
- I always sit next to my best friend in class.

Are those your glasses between the chair?

- d. Are those your glasses in the chair? _____
- Are those your glasses under the chair?

Look behind you – there's Sally!

- e. Look under you – there's Sally! _____
- Look on you – there's Sally!

2. Find the mistake!



Find the mistake, underline it and write the correct sentence.

- a. People usually eat dinner under a table. _____
- b. Don't sit behind the TV – I can't see! _____
- c. The letter 'b' is in 'a' and 'c'. _____
- d. Stand next to an umbrella when it's raining! _____
- e. What ingredients are in front of this cake? _____

/10



Grammar test – Prepositions of place – ANSWERS

Do the test then write down your score.

1. Choose the correct sentence!

Read the sentences and underline the correct one.



My school bag is in my bedroom.

- a. My school bag is under my bedroom.
My school bag is behind my bedroom.

The dog is sleeping in the mat.

- b. The dog is sleeping on the mat.
The dog is sleeping between the mat.

I always sit on my best friend in class.

- c. I always sit under my best friend in class.
I always sit next to my best friend in class.

Are those your glasses between the chair?

- d. Are those your glasses in the chair?
Are those your glasses under the chair?

Look behind you – there's Sally!

- e. Look under you – there's Sally!
Look on you – there's Sally!

2. Find the mistake!

Find the mistake, underline it and write the correct sentence.



- a. People usually eat dinner under a table. *People usually eat dinner on a table.*
- b. Don't sit behind the TV – I can't see! *Don't sit in front of the TV – I can't see!*
- c. The letter 'b' is in 'a' and 'c'. *The letter 'b' is between 'a' and 'c'.*
- d. Stand next to an umbrella when it's raining! *Stand under an umbrella when it's raining!*
- e. What ingredients are in front of this cake? *What ingredients are in this cake?*



The alphabet song

A - B - C - D - E

I'm in the jungle in a coconut tree

F - G - H - I - J

Do you want to come and play?

K - L - M - N - O - P - Q

I will bring a friend or two

R - S - T - U - V

A zebra and a chimpanzee

W - X - Y - Z

We'll play until it's time for bed.

A - B - C - D - E

I'm in the jungle in a coconut tree

F - G - H - I - J

Do you want to come and play?

K - L - M - N - O - P - Q

I will bring a friend or two


R - S - T - U - V

A zebra and a chimpanzee

W - X - Y - Z

We'll play until it's time for bed.

Song



Listen to this song <https://learnenglishkids.britishcouncil.org/en/songs/the-alphabet-song>

Contributors Lyrics by Andy Henley and Tym King



The alphabet song

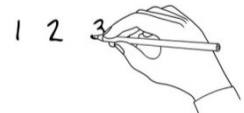
1. Match them up!



Draw a line to match the picture and the word.

jungle	tree	friend	zebra
chimpanzee	bed	coconut	play

2. What's the order?



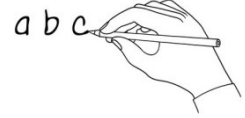
Listen to the song and put the sentences in order.

1

- I will bring a friend or two.
- We'll play until it's time for bed.
- I'm in the jungle in a coconut tree.
- A zebra and a chimpanzee.
- Do you want to come and play?




3. Fill it in!



Write the missing big and small letters of the alphabet.

A _	_ b	C _	_ d	E _	_ f	G _
_ h	l _	_ j	K _	_ l	M _	_ n
O _	_ p	Q _	_ r	S _	_ t	U _
_ v	W _	_ x	Y _	_ z		

4. Write and draw!



What letters are there in your name? Write your name and draw a picture of yourself!

My name is _____








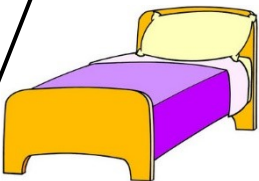


The alphabet song - ANSWERS

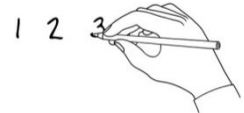
1. Match them up!



Draw a line to match the picture and the word.

			
			
jungle	tree	friend	zebra
chimpanzee	bed	coconut	play

2. What's the order?

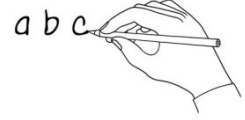


Listen to the song and put the sentences in order.

- | | |
|---|--------------------------------------|
| 3 | I will bring a friend or two. |
| 5 | We'll play until it's time for bed. |
| 1 | I'm in the jungle in a coconut tree. |
| 4 | A zebra and a chimpanzee. |
| 2 | Do you want to come and play? |




3. Fill it in!



Write the missing big and small letters of the alphabet.

A a	B b	C c	D d	E e	F f	G g
H h	I i	J j	K k	L l	M m	N n
O o	P p	Q q	R r	S s	T t	U u
V v	W w	X x	Y y	Z z		

4. Write and draw!



Children write their name and draw a picture of themselves.



Nessie – the Loch Ness Monster

Have you heard of Nessie, the Loch Ness Monster? Loch Ness is a very large, deep lake in Scotland. Many people think a monster lives in it.

The first report of Nessie was back in the sixth century. A man called St Columba reported seeing a monster in the water, but he told the monster to go back, and he was safe.

'Go back!'

'OK, if you insist.'

Then, in 1933, Nessie was seen again by George Spicer and his wife – she crossed the road in front of their car.

'What a beautiful day for a picnic.'

'Arghhh!'

The next year, a photo was taken of Nessie, which became very famous. It was taken by a doctor – but the photo turned out to be fake.

Since then, there have been several more sightings of Nessie. Some people have tried to take photos and videos, but Nessie is very shy and the pictures are not very clear.

'The paparazzi are everywhere!'

People have also tried exploring the lake, but it is very deep and very dark. Some people watched the lake, while other people used equipment like underwater cameras, microphones and sonar to scan the lake carefully.

People have even explored the lake in submersibles. No one has found anything definite.

There are lots of possible explanations for what people have seen in Loch Ness. Maybe the monster is just a giant eel, a large bird, a tree or a seal. A few people even think it could be a plesiosaur, which is a type of dinosaur.

'Or maybe I'm just unique!'

So, what do you think? Do you believe that Nessie, the Loch Ness Monster, really exists?

British tales



Listen to this story

<https://learnenglishkids.britishcouncil.org/en/short-stories/nessie-the-loch-ness-monster>



Nessie - the Loch Ness Monster

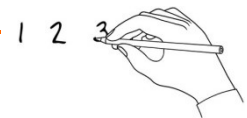


1. What's the word?

Write the word under the pictures.

lake	Scotland	cross the road	car	photo	doctor
camera	submersible	bird	tree	seal	dinosaur

	lake				

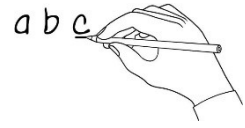


2. What's the order?

Listen to the story and put the sentences in order.

1

- Many people think a monster called Nessie lives in it.
- In 1933, Nessie was seen again when she crossed the road in front of a car.
- Loch Ness is a very large, deep lake in Scotland.
- People have explored the lake, but no one has found anything definite.
- Since then, more people have taken photos and videos, but they are not very clear.
- The first report of Nessie was in the sixth century when a man saw a monster in the water.
- Possible explanations are that Nessie is a giant eel, a large bird, a tree, a seal or a dinosaur.
- The next year, a famous photo was taken of Nessie, but it was fake.




3. Make it right!

Find the mistake, underline it and write the correct word.

- a. Some people think that a dragon lives in a lake called Loch Ness. monster
- b. When he saw it, St Columba told the monster to come out. _____
- c. In 1933, Nessie crossed the road in front of someone's bicycle. _____
- d. A video of Nessie was taken by a doctor, but it was fake. _____
- e. Exploring the lake is easy because it is very deep and very dark. _____
- f. People have explored the lake with cameras, telephones and sonar. _____
- g. Nessie could be just a giant eel, a large bird, a tree or a bear. _____
- h. One explanation is that Nessie is a plesiosaur, a type of bird. _____

4. Write and draw!

Is there a famous mythical creature that lives in your country? Do you know any other strange creatures? Write about it and draw a picture!



.....

.....

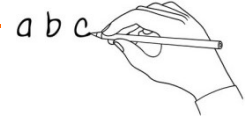
.....

.....

.....



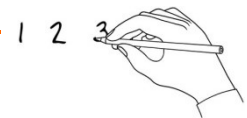
Nessie - the Loch Ness Monster - ANSWERS



1. What's the word?

Write the word under the pictures.

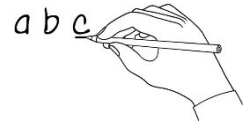
lake	Scotland	cross the road	car	photo	doctor
camera	submersible	bird	tree	seal	dinosaur
photo	lake	camera	seal	Scotland	bird
cross the road	car	tree	dinosaur	doctor	submersible



2. What's the order?

Listen to the story and put the sentences in order.

2	Many people think a monster called Nessie lives in it.
4	In 1933, Nessie was seen again when she crossed the road in front of a car.
1	Loch Ness is a very large, deep lake in Scotland.
7	People have explored the lake, but no one has found anything definite.
6	Since then, more people have taken photos and videos, but they are not very clear.
3	The first report of Nessie was in the sixth century when a man saw a monster in the water.
8	Possible explanations are that Nessie is a giant eel, a large bird, a tree, a seal or a dinosaur.
5	The next year, a famous photo was taken of Nessie, but it was fake.



3. Make it right!

Find the mistake, underline it and write the correct word.

- | | | |
|----|---|--------------------|
| a. | Some people think that a <u>dragon</u> lives in a lake called Loch Ness. | <u>monster</u> |
| b. | When he saw it, St Columba told the monster to <u>come out</u> . | <u>go back</u> |
| c. | In 1933, Nessie crossed the road in front of someone's <u>bicycle</u> . | <u>car</u> |
| d. | A <u>video</u> of Nessie was taken by a doctor, but it was fake. | <u>photo</u> |
| e. | Exploring the lake is <u>easy</u> because it is very deep and very dark. | <u>difficult</u> |
| f. | People have explored the lake with cameras, <u>telephones</u> and sonar. | <u>microphones</u> |
| g. | Nessie could be just a giant eel, a large bird, a tree or a <u>bear</u> . | <u>seal</u> |
| h. | One explanation is that Nessie is a plesiosaur, a type of <u>bird</u> . | <u>dinosaur</u> |

4. Write and draw!

Children write about a famous mythical creature that lives in their country or another strange creature and draw a picture.

