

FACEMOS O NOSO PLUVIÓMETRO CASEIRO

IDEA ATOPADA EN:

<http://manualdemobilidad.blogspot.com.es/p/blog-page.html>

IMAXE EMPREGADA PARA PEGAR NA BOTELLA:

<http://www.pintaryjugar.com/2012/08/colorear-ciclo-del-agua-y-dia-mundial.html>

→ LISTA DE MATERIAL

→ PLUNJOMETRO

- UNA BOTELLA DE PLASTICO

- CELO


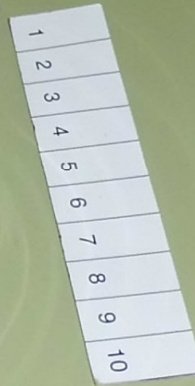
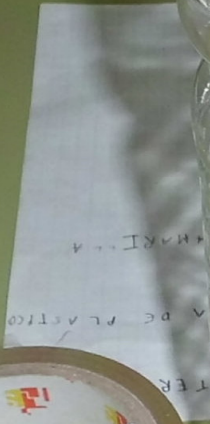
- DIBUJITOS

- CARTULINA AMARILLA

- PINTURAS


- TIJERA

- PEGAMENTO





1	2	3	4	5	6	7	8	9	10
---	---	---	---	---	---	---	---	---	----




















Mi
alvarodanis
SAUL



2-M-2013



9—

8—

7—

6—


5—

4—

3—

2—

1—



9 -
8 -
7 -
6 -
5 -
4 -
3 -
2 -
1 -









METEOROLOGIA


O TEMPO



Inverno

INVERNO
ENERO DICIEMBRE
 FEBRERO
MARZO

QUE
TEMPO
VAI
HOJE?



16°C

6°C

OLIM²

FEBREIRO

FEBRERO

February

FEBREIRO

LUNS	MARTES	MÉRCORES	XOVES	VENRES	SÁBADO	DOMINGO
1	2	3	4	5	6	7
8	9	10	11	12	13	14
15	16	17	18	19	20	21
22	23	24	25	26	27	28
29						

