
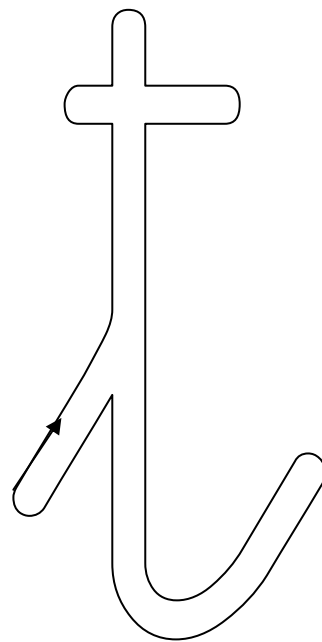


NOME: _____

➤ Repasa, coloreia, e copia:



➤ Escriba o nome do debuxo:




A tracing guide for five cursive letters: 'a', 'e', 'i', 'o', and 'u'. Each letter is shown in a dotted format for tracing. To the right of each letter are two horizontal lines for independent practice. Arrows point from the 't' outline to each of these letters.

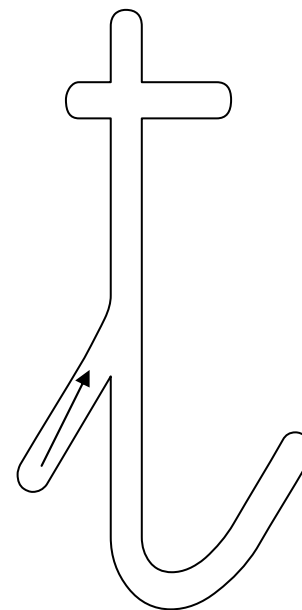
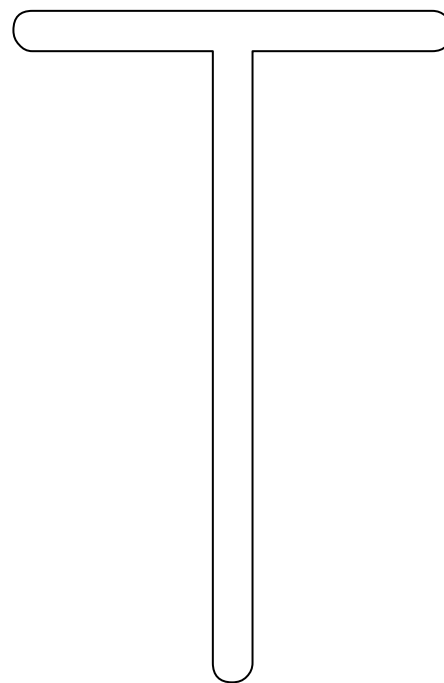
ta te ti to tu

NOME: _____

➤ Repasa, coloreia, e copia:



➤ Escreve o nome do desenho




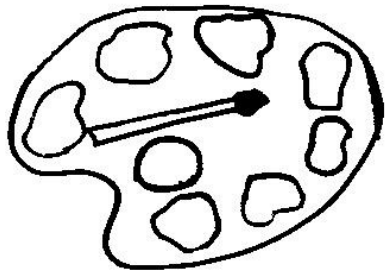

Ta Te Ti To Tu

ta te ti to tu

Nome:

Data:

➤ Colorea os desenhos que levam t:



➤ Rodea as palavras que levam t:
saco lía burro letra

carro elefante

lousa nena

bola labio tira

touro rabo

brazo rifa mesa

rocha elefante loita


louco pila violín

Nome:

Data:

✓ Repasa e copia:

O touro turrrou a Mateo.




O elefante ten moita fame.

O tren chegou con retraso.

A miña tía Matilde ten tos.

✓ Fai un debuxo sobre a cuarta frase:

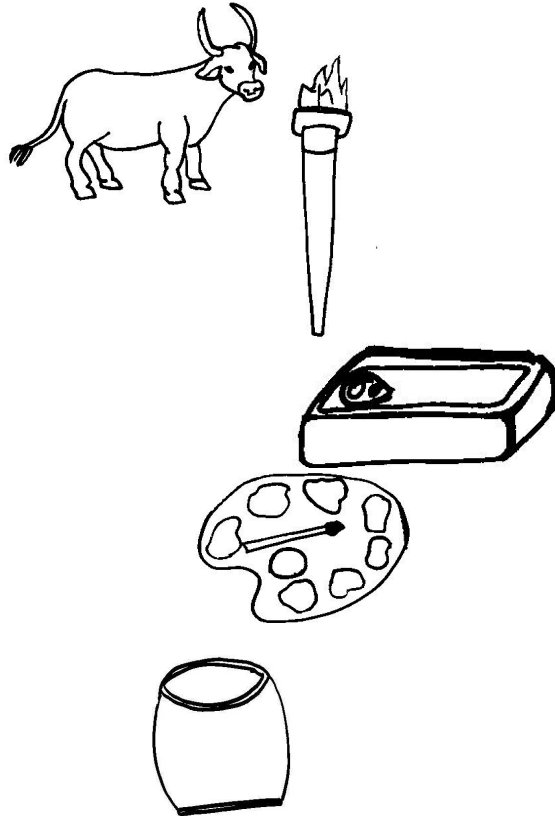


Nome:

Data:

ta te ti to tu

✓ Une as sílabas co debuxo onde se atopan:



ta




te

ti

to

tu

✓ Completa con ta te ti to tu e debuxa:



ba

bo

upa

Nome:

Data:

ta te ti to tu

✓ Relaciona:

o

a

os

as

tren

tila










tubo

touros

tuno

tolas

✓ Colorea e escreve o nome:



Nome:

Data:

Observa como se ordenam as sílabas:

ta-lo-pe



pelota

✓ Ordena ti as seguintes sílabas e deslusa:

Empty rounded rectangular box for writing the word.

lo- tu

Two horizontal lines for writing the word.

Empty rounded rectangular box for writing the word.

to-lul

Two horizontal lines for writing the word.

Empty rounded rectangular box for writing the word.

rro- ta

Two horizontal lines for writing the word.

Empty rounded rectangular box for writing the word.

na- to

Two horizontal lines for writing the word.