

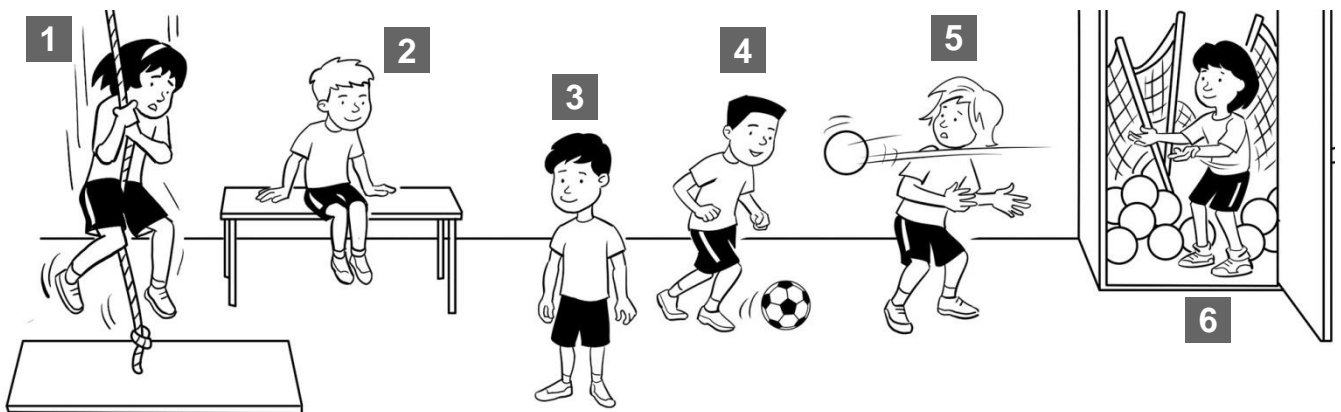


1 Read and circle A or B.



- | | |
|---|-----|
| 1 He's in the toilets. | A B |
| 2 She's in the bedroom. She's in bed. | A B |
| 3 She's in the dining room. She can write. | A B |
| 4 He's in the playground. He can't ride a bike. | A B |
| 5 She's in the gym. She can climb. | A B |
| 6 He's on the sofa. He can read. | A B |

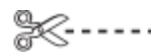
2 Read and circle.



- | | |
|---------------------------------|-------------------------------------|
| 1 He / She can't climb. | 4 He can't / can play football. |
| 2 He's on / under the table. | 5 He / She can't catch. |
| 3 He's in the gym / the garden. | 6 She's in the bath / the cupboard. |



1. Ordena las letras y forma palabras, recorta las tarjetas y juega en parejas.
2. Coloca las tarjetas boca abajo.
3. Un niño le da la vuelta a 2 cartas (una del cubo y otra del objeto); si el objeto es del material adecuado para el cubo, se queda con la pareja.
4. Cambia el turno. El que consiga más parejas, gana.

➤ **Make a pairs game.**



			
prepa	sllga	lemta	ialpstc
			
			

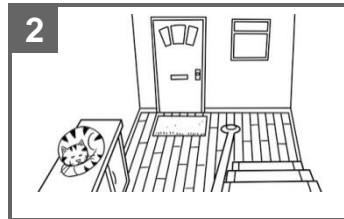

1 Look and read. Circle A or B.



- 1 The dog is in the bath. **A B**
- 2 The cat is under the car. **A B**
- 3 Grandma is in bed. **A B**
- 4 Grandpa is in the kitchen. **A B**

- 5 Mum is in the bedroom. **A B**
- 6 Mum is in the kitchen. **A B**
- 7 She's in the garden. **A B**
- 8 Grandpa is in the living
room. **A B**

2 Look and write.



- 1 Where's the dog?
He's in the _____,
under the _____.

- 3 Where's Mum?
She's in the _____,
on the _____.

- 2 Where's the cat?
She's in the _____,
on the _____.

- 4 Where's Dad?
He's in the _____,
in the _____.

➤ Make an egg and a chick.

