




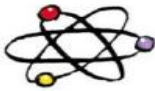






















LESSON 4

1. Look at the timetable and learn the subjects names.  
(Mirar o horario e aprender o nome das materias)

|   |   |   |   |   |   |
|---|---|---|---|---|---|
|  |  |  |  |  |  |
| PE  | English   | geography   | maths   | history   | science   |

|           |   |   |       |   |   |
|-----------|---|---|-------|---|---|
|           | 9:00  | 10:30   | Lunch | 1:15  | 2:45  |
| Monday    |    |    | Lunch |    |    |
| Tuesday   |    |    | Lunch |    |    |
| Wednesday |   |   | Lunch |   |   |
| Thursday  |  |  | Lunch |  |  |
| Friday    |  |  | Lunch |  |  |

2- Read and answer with a, b or c.

- 1) - Hello Anna! Do you like geography?  
 - Yes, I do. We have geography at quarter to three today.  
 - Oh, go quickly!

1 What time is geography?

a



b



c



- 2) - Hello Paul! Do you have PE at school?  
 - Yes, we do, but only on Thursdays.  
 - Only on Thursdays? That's not a lot of PE.  
 - No, but I can play football in the park every day.

2 What day is PE?

a

Monday

b

Tuesday

c

Thursday

- 3)
- Excuse me, Miss Brown.
  - Yes, Adam?
  - When do we have maths this week?
  - On Thursday.
  - Oh, yes. What time?
  - At quarter past ten.
  - Thanks, Miss.

3 What day and time is maths?

a

Thursday



b

Thursday



c

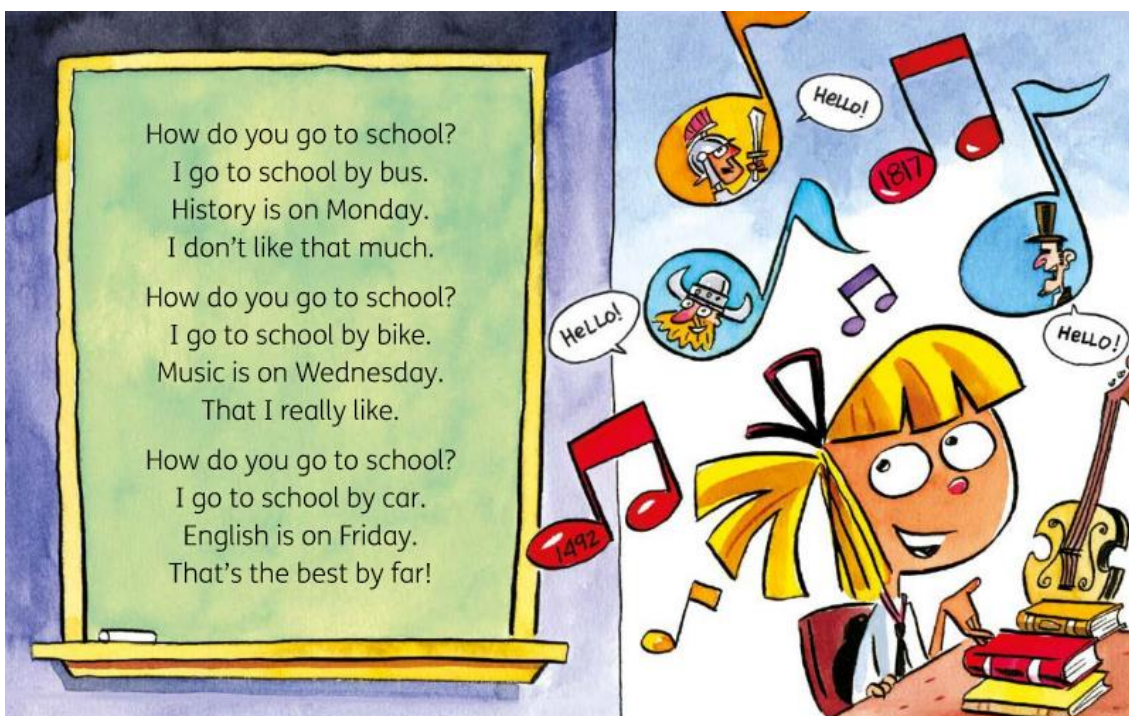
Friday



3 – Study vocabulary (worksheet “ficha de estudio” unit 5): Non esquezas repasar o vocabulario da semana pasada. Podes escribilo no teu caderno para practicar.

4- Read and answer:

What's Sophie's favourite subject? \_\_\_\_\_



## LESSON 5

### 1- Grammar lesson.

(Fíxate na Grammar lesson da ficha de estudio)

Remember!

**How do you go to school? I go to school by bus/ by car..**

Con tódolos medios de transporte se utiliza **BY**, agás con “ir andando”, que podemos dicir de dúas maneiras. Fíxate:

- I go to school **on foot**.
- I **walk** to school.

E para preguntar sobre outra persoa:

**How does Sophie go to school?**

- Sophie **goes** to school **by car**.
- Sophie **walks** to school.

### 2- Look and answer.



How does Sophie go to school? She \_\_\_\_\_ .




How does Sophie go to school? She \_\_\_\_\_ .

### 3- Read the story.

Useful vocabulary:

- **What do you look like?** : Como eres?
- **Ponytail:** coleta
- **Thin:** delgado/a
- **Good-looking:** guapo/a
- **Funny:** divertido
- **What's the matter?** : Que pasa?





4- Answer the questions about the story:

- Who has got a cold? \_\_\_\_\_
- Who has got fair hair? \_\_\_\_\_
- Who is good-looking? \_\_\_\_\_
- Who has got red hair? \_\_\_\_\_
- Who is tall and thin? \_\_\_\_\_

## EXTENSION... Queres saber máis?

1- Look and learn.

| All about grammar               |                  |                   |              |       |              |        |
|---------------------------------|------------------|-------------------|--------------|-------|--------------|--------|
| ?                               | +                |                   |              |       | +            |        |
| What does <b>he</b> look like?  | <b>He's got</b>  | long<br>short     | dark<br>fair | hair. | <b>He's</b>  | tall.  |
| What does <b>she</b> look like? | <b>She's got</b> | curly<br>straight | red          |       | <b>She's</b> | short. |

**LOOK!**  
long, dark hair  
curly, red hair

2-Read and match.

a)- What does he look like?

- He's got short red hair. He's short and thin.

b)- What does she look like?

- She's got long fair hair. She's short.

c) - What does she look like?

- She's got curly red hair. She is tall and good-looking.

d)- What does he look like?

- He's got curly dark hair. He's tall and thin.



\_\_\_\_\_

\_\_\_\_\_

\_\_\_\_\_

\_\_\_\_\_

3- Read the story again and complete.

dark hair   fair hair   red hair   ~~tall~~   good-looking



He's tall and thin. She's short. She's got long, \_\_\_\_\_  
He's got curly, \_\_\_\_\_ . She's got curly, \_\_\_\_\_  
\_\_\_\_\_ .

4- Decide what is important for you.



It is important for me to ...

... have a lot of friends.

... look nice.

... like myself.

... help other people.

**I always try to be myself!**

5- Look and complete.



3 ▾



2 ▾



1 ▾



4 ▾

1 What does he look like?

He's tall and thin.

He's got curly, fair hair.

2 \_\_\_\_\_ look like?

She's \_\_\_\_\_ and \_\_\_\_\_.

She's got \_\_\_\_\_, \_\_\_\_\_ hair.

3 \_\_\_\_\_ like?

\_\_\_\_\_ and good-looking.

\_\_\_\_\_ got \_\_\_\_\_,

\_\_\_\_\_ hair.

4 \_\_\_\_\_?

\_\_\_\_\_

\_\_\_\_\_

6- Read and complete.

What do you look like?

I'm \_\_\_\_\_.

I've got \_\_\_\_\_.