

ENGLISH STORY TIME: *To Market, To Market* Activities

1. Watch Rachel's video of the book To Market, To Market by Anne Miranda
Mira el video de Rachel del libro To Market, To Market por Anne Miranda.
2. Watch this video of the story:
Mira este video del cuento:

https://youtu.be/VyE_wWy541A

3. Do the activities.
Haz las actividades.

Activity #1: Put it in Order!

Instructions: Cut out the pictures of the animals. Glue them in the order they appear in the story. Write the animal below the picture. Then, color the animals.

Instrucciones: *Corta las imágenes de los animales. Pégalas en el orden en que aparecen en el cuento. Escribe el animal debajo de la imagen. Luego, colorea los animales.*

Activity #2: Your Shopping Bag

Instructions: What foods does the woman buy at the market? What foods do you like to buy at the market? Draw the foods you like to buy in the shopping bag.

Instrucciones: *¿Cuáles comidas compra la mujer en el mercado? ¿Cuáles comidas te gustan comprar en el mercado? Dibuja las comidas que te gustan comprar en la bolsa.*

Activity #3: Rhyming Words


Instructions: Two words **rhyme** when they sound the same at the end. For example, "cat" and "hat" rhyme because they both end with the sound "at." Read the words and match the words that rhyme. Draw a line to connect the words on the left to the words on the right if they rhyme!


Instrucciones: *Dos palabras tienen rima cuando suenan el mismo cuando terminen. Por ejemplo, "cat" y "hat" riman porque los dos terminan con el sonido "at". Lee las palabras y poner en parejas las palabras que riman. Dibuja una línea para conectar las palabras a la izquierda con las palabras a la derecha.*

To Market, To Market:

Put it in Order!

Cut out the pictures of the animals. Glue them in the order they appear in the story. Write the animal below the picture. Then, color the animals.

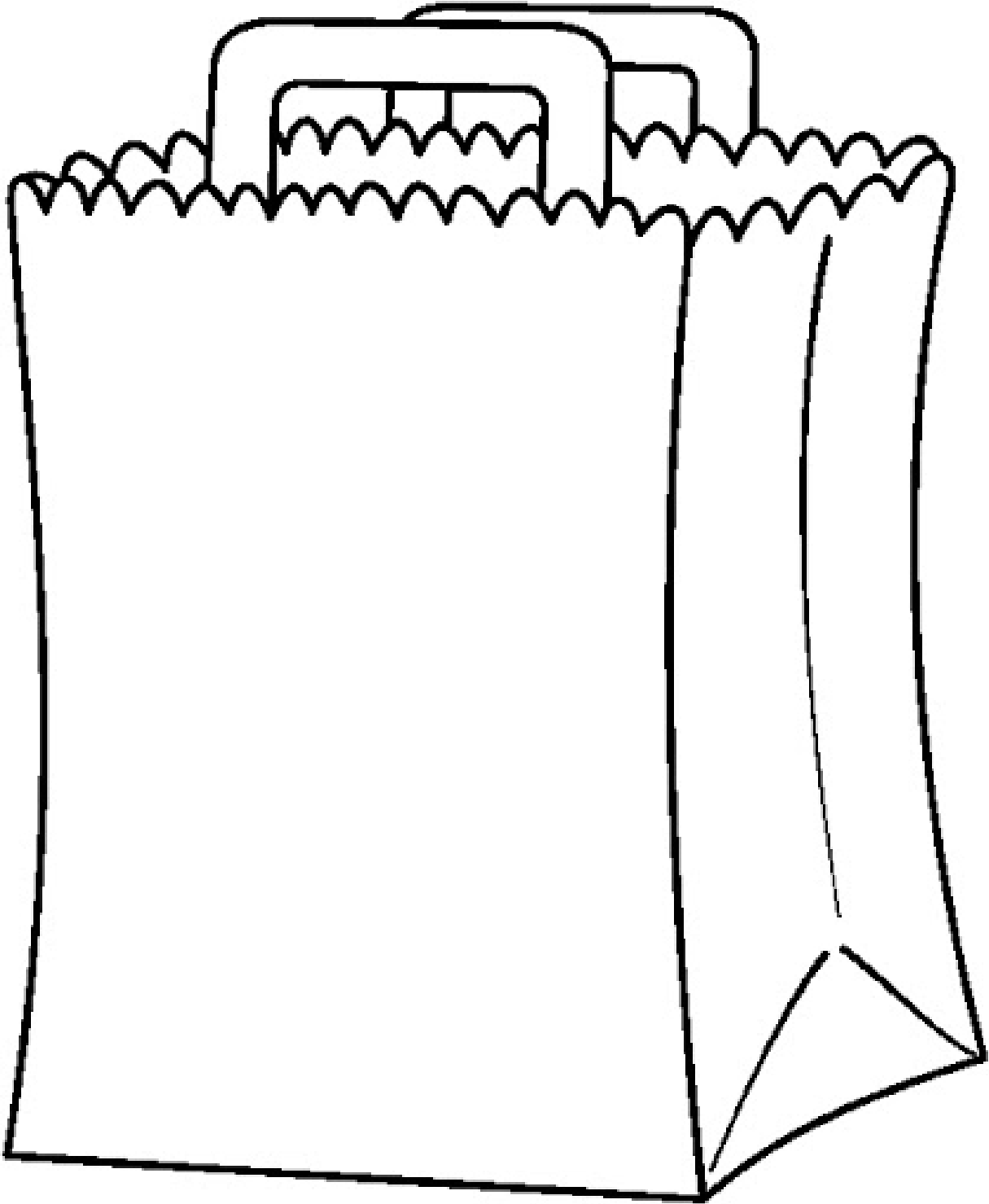
1  <i>Pig</i>	2	3	4
5	6	7	8



To Market, To Market:

Your Shopping Bag

What do you like to buy at the market? Draw the foods you like to buy in the shopping bag.



To Market, To Market:

Rhyming Words

Two words **rhyme** when they sound the same at the end. For example, “cat” and “hat” rhyme because they both end with the sound “at.” Sound out the words and match the words that rhyme. Draw a line to connect the words on the left to the words on the right if they rhyme!

pig	do
hen	luck
goose	swam
trout	lunch
lamb	coat
cow	loose
duck	pen
goat	jig
bed	head
zoo	now
bunch	out