



Hello children it's **Amanda** and friends and of of course your teacher **VICTOR**.

Para poder seguir traballando e manter o contacto coa lingua inglesa temos xa dispoñible o acceso online de **Amanda & Friends**, onde atoparedes cancións e xogos das nosas personaxes.

<http://www.amanda.richmonddigital.net/>

Unha vez que tedes acceso á páxina web ides á sección STUDENT'S ACCESS e introducides a seguinte información:

<p>Username: richmond2020</p> <p>Password: richmond</p>

É preciso que escollades o nivel: 3 anos (nivel 1), 4 anos (nivel 2) e 5 anos (nivel 3), e poñedes o nome do/a voso/a fillo/a (non vos preocupedes si aparece o nome doutro neno/a, xa que é un único usuario/a para todo o alumnado).

O que imos usar son GAMES (xogos) e VIDEOS nas distintas sesións que iremos traballando ao longo destas semanas (de xeito optativo) que quedan.

Os contidos traballados nos distintos niveis son:

	Level 1	Level 2	Level 3
Welcome	Welcome	Welcome	Hello
Unit 1	School	School	Home
Unit 2	Family	Family	Toys
Unit 3	Toys	Body	Body
Unit 4	Body	Clothes	Clothes

Cada semana colgaremos na web do colexio unha serie de tarefas optativas para que poidades traballar cos nenos/as na casa. As fichas (worksheets) non é preciso imprimilas, xa que podedes empregar unha folla en branco e debuxar ou traballar sobre a mesma.



WEEK 11TH – 14TH OF MAY

5 YEAR OLDS

TOYS

1.- WARM-UP

Go to Amanda's web page and watch the following videos

<http://www.amanda.richmondigital.net/> -> LEVEL 3->VIDEOS-> ROUTINE SONGS->

HELLO and THE DAYS OF THE WEEK

WHAT DAY IS TODAY?

Today

- MONDAY
- TUESDAY
- WEDNESDAY
- THURSDAY
- FRIDAY
- SATURDAY
- SUNDAY

How do you feel?

Month

- JANUARY
- FEBRUARY
- MARCH
- APRIL
- MAY
- JUNE
- JULY
- AUGUST
- SEPTEMBER
- OCTOBER
- NOVEMBER
- DECEMBER

The weather

- SNOWING
- WINDY
- SUNNY
- RAINING
- CLOUDY

Today's date

1	2	3	4	5	6	7
8	9	10	11	12	13	14
15	16	17	18	19	20	21
22	23	24	25	26	27	28
29	30	31				

Season

- SPRING
- SUMMER
- AUTUMN
- WINTER

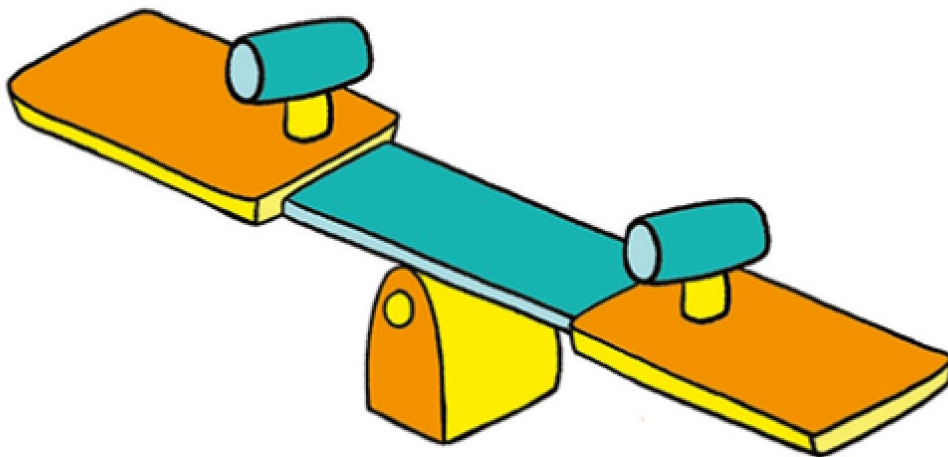


2.- VOCABULARY

<http://www.amanda.richmonddigital.net/> -> LEVEL 3->VIDEOS-> UNIT SONGS-> IN THE PARK

Podes percorrer as estancias da casa e nomealos.

IT'S A...

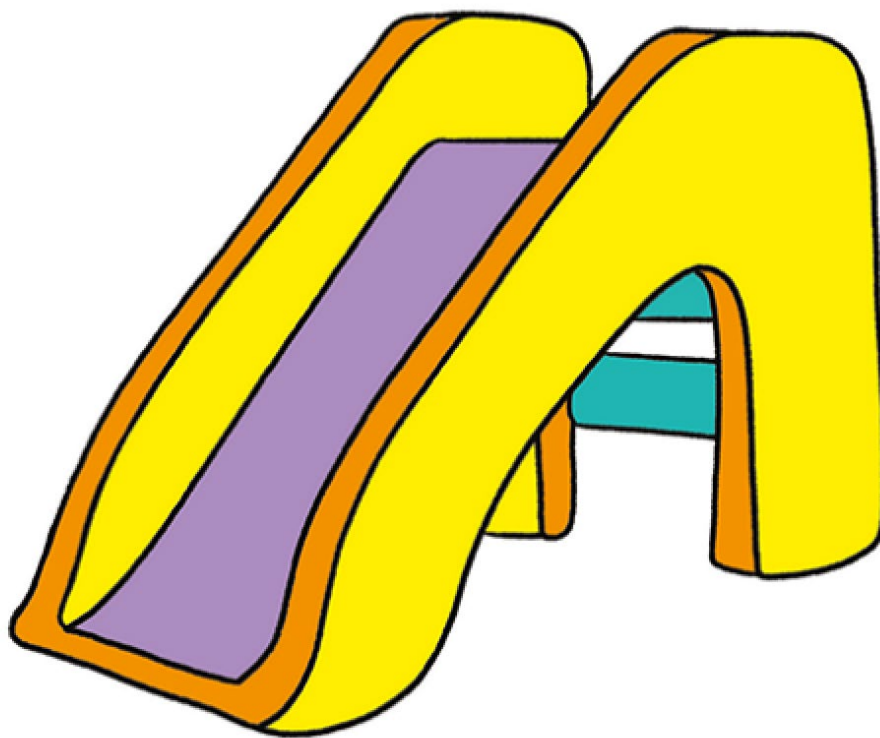


3

SEESAW



IT'S A...

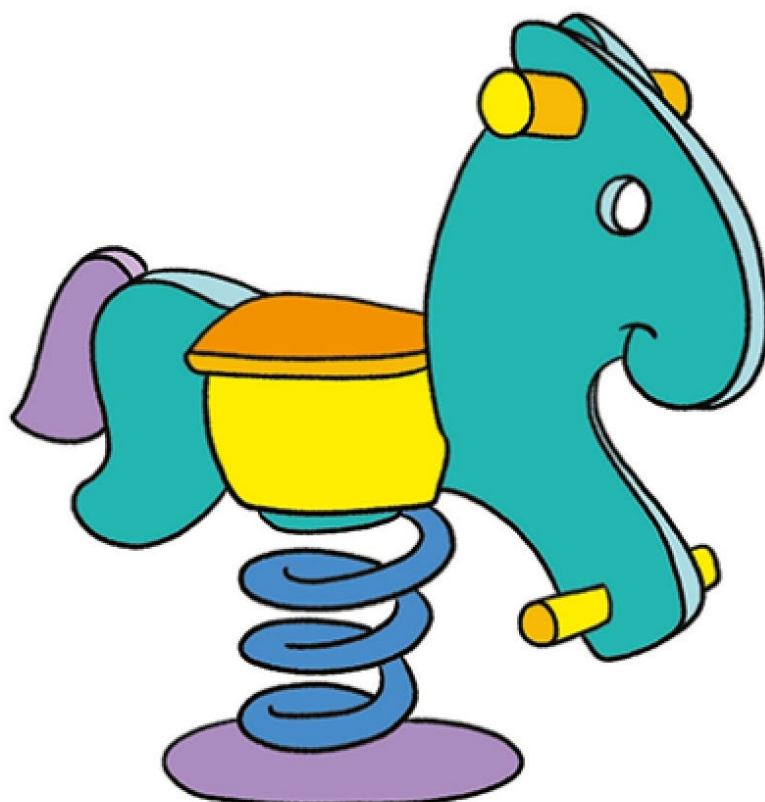


3

SLIDE



IT'S A...

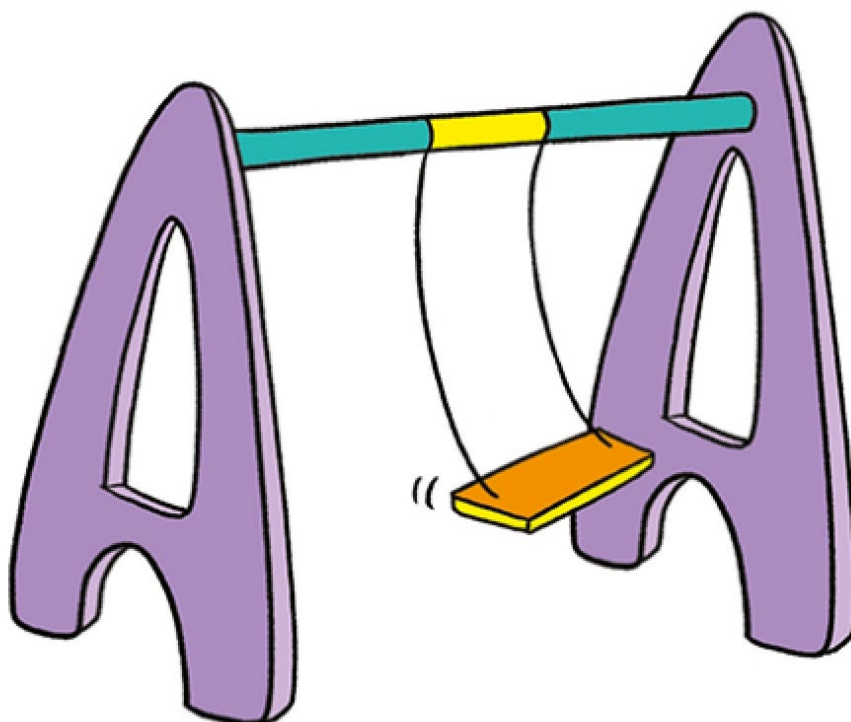


3

SPRINGER

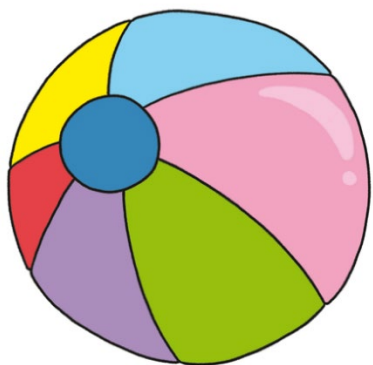


IT'S A...




3

SWING



1

BALL



1

CAR



1

DOLL




1

TEDDY



3

SEVEN




3

EIGHT






3.- WORKSHEET

a) Draw a picture of your favourite TOY. (*Fai un debuxo do teu xoguete favorito*).



b) Find the odd one out. (*Busca o que non é igual*).






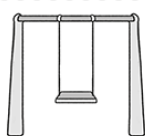
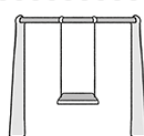







Back - □

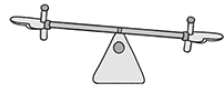
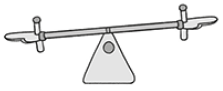
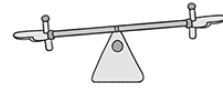
2.1


Toys








• Name the toys.

• Circle the one that is different in each line.



4.- SAYING GOODBYE

<http://www.amanda.richmonddigital.net/> -> LEVEL 3->VIDEOS-> ROUTINE SONGS-> **BYE, BYE!**



XUNTA DE GALICIA
CONSELLERÍA DE EDUCACIÓN, UNIVERSIDADE
E FORMACIÓN PROFESIONAL



CEIP ESTEIRO

Avda. de Vigo S/N, 15403 Ferrol
Tel. 981352904 - Tel. e fax 981352905
e-mail ceip.esteiro@edu.xunta.gal