



Hello children it's **Amanda** and friends and of of course your teacher **VICTOR**.

Para poder seguir traballando e manter o contacto coa lingua inglesa temos xa dispoñible o acceso online de **Amanda & Friends**, onde atoparedes cancións e xogos das nosas personaxes.

<http://www.amanda.richmonddigital.net/>

Unha vez que tedes acceso á páxina web ides á sección **STUDENT'S ACCESS** e introducides a seguinte información:

<p>Username: richmond2020</p> <p>Password: richmond</p>

É preciso que escollades o nivel: 3 anos (nivel 1), 4 anos (nivel 2) e 5 anos (nivel 3), e poñedes o nome do/a voso/a fillo/a (non vos preocupedes si aparece o nome doutro neno/a, xa que é un único usuario/a para todo o alumnado).

O que imos usar son **GAMES** (xogos) e **VIDEOS** nas distintas sesións que iremos traballando ao longo destas semanas (de xeito optativo) que quedan.

Os contidos traballados nos distintos niveis son:

	Level 1	Level 2	Level 3
Welcome	Welcome	Welcome	Hello
Unit 1	School	School	Home
Unit 2	Family	Family	Toys
Unit 3	Toys	Body	Body
Unit 4	Body	Clothes	Clothes

Cada semana colgaremos na web do colexio unha serie de tarefas optativas para que poidades traballar cos nenos/as na casa. As fichas (worksheets) non é preciso imprimilas, xa que podedes empregar unha folla en branco e debuxar ou traballar sobre a mesma.

Esta o tema é:



WEEK 25TH – 29TH OF MAY

3 YEAR OLDS

TOYS

1.- WARM-UP

Go to Amanda's web page and watch the following videos

<http://www.amanda.richmondigital.net/> -> LEVEL 1->VIDEOS-> ROUTINE SONGS->

HELLO and **THE DAYS OF THE WEEK**

WHAT DAY IS TODAY?

The interface is a colorful educational tool with a light blue background. It features several sections:

- Today:** A list of days of the week with corresponding icons: MONDAY (yellow bell), TUESDAY (red book), WEDNESDAY (red pencil), THURSDAY (yellow pencil), FRIDAY (green book), SATURDAY (yellow pencil), and SUNDAY (blue robot).
- How do you feel?:** A central heart-shaped area with four cartoon characters (panda, hippo, frog, and pink blob) and the text "How do you feel?".
- Month:** A list of months from JANUARY to DECEMBER, each with a small icon representing the month.
- The weather:** Four weather conditions with icons: SNOWING (snowflakes), WINDY (wind), SUNNY (sun), RAINING (rain), and CLOUDY (cloud).
- Today's date:** A calendar grid showing the numbers 1 through 31.
- Season:** Four seasons with icons: SPRING (flowers), SUMMER (sun), AUTUMN (leaves), and WINTER (snowman).

A "Back" button is located in the top right corner of the interface.

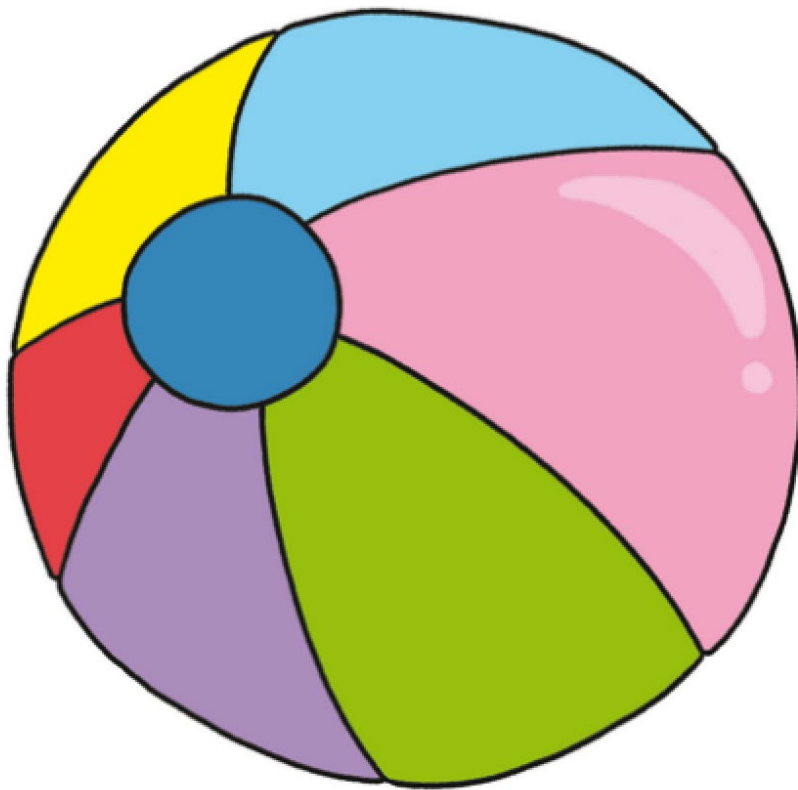


2.- VOCABULARY

<http://www.amanda.richmonddigital.net/> -> LEVEL 1->VIDEOS-> UNIT SONGS-> COME AND PLAY

Podedes buscar os obxectos pola casa e nomealos.


THIS IS A...



BALL



THIS IS A...



CAR



THIS IS A...



DOLL



THIS IS A...



TEDDY



3.- WORKSHEET

a) Draw a picture of your favourite toy. (*Fai un debuxo do teu xogueto favorito*).

4.- COLOURS


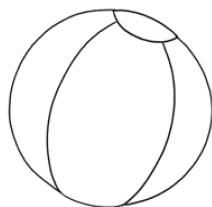
<http://www.amanda.richmondigital.net/> -> LEVEL 1->VIDEOS-> UNIT SONGS-> SHOW ME RED -> SHOW ME YELLOW -> SHOW ME BLUE -> SHOW ME GREEN

What colour is your toy? (*De que cor e o teu xogueto?*)

IT'S _____ (red, blue, green, yellow, ...) (É _____)

b) Colour each TOY with a different colour. (*Colorea cada xogueto cunha cor diferente.*)

3.4 Toys



• Listen and put coloured stickers. 



4.- SAYING GOODBYE

<http://www.amanda.richmondigital.net/> -> LEVEL 1->VIDEOS-> ROUTINE SONGS-> **BYE, BYE!**