


## Day 1: The magic Tree



Class Book ( page 54- 55) Lee y escucha la historia “El árbol mágico”

### Phrases and words:

The animals are very hungry : Los animales están muy hambrientos.

Say : decir

The fruit falls down: la fruta cae.

The village chief : el jefe de la aldea.

Slow : lento /a / lentos/as

Fast : rápido/a, rápidos/as

Parrot's nest : el nido del loro.

Tell me: dime

Activity Book. Page55. Haz las actividades en el libro, si no lo tienes en casa puedes imprimirlas (al final del documento).

## Day 2

REVIEW ACTIVITIES ACTIVIDADES DE REPASO (UNIT 5)

Fichas al final del documento.

## Day 3

### UNIT 6 INTRODUCTION

Next week we will start unit 6 about **FOOD**.

Let's introduce the new VOCABULARY and STRUCTURES.

La semana que viene empezaremos con la unidad 6 sobre la comida.

Vamos a presentar el nuevo vocabulario y estructuras de esta unidad.



### Class book page 56

1. Chant (escucha y practica el vocabulario de la comida).
2. Say YES or NO (escucha y d YES o NO).
3. Listen and repeat (escucha y repite).

Practica tu “speaking” diciendo:

**I LIKE.... (me gusta...)**

**I DON'T LIKE... (no me gusta...)** con los alimentos que ves en el dibujo.

Copia en tu cuaderno el vocabulario y las estructuras principales:

**VOCABULARY AND STRUCTURES UNIT 6** (adjunto en este documento).

Aquí tienes dos vídeos que puedes ver para introducirte en la nueva unidad:

<https://youtu.be/VMYQMGWm8yk> (Do you like milk. English singing)

<https://youtu.be/nE8ttvPACeg> (Animated read-aloud. I like I don't like)

Activity book "The Magic Tree"

# THE MAGIC TREE

## Lesson 1

1 Order. Then find and write the animals' names. **Class Book** pages 54 and 55



Tortoise      \_\_\_\_\_      \_\_\_\_\_      \_\_\_\_\_

2 Choose, circle and write.

My favourite part of the story is picture  1  2  3  4  5  6  7  8.

I like this part because it's funny happy sad scary.

My favourite character is \_\_\_\_\_

3 What do you think happens the next day? Read, tick ✓ and draw.



The animals laugh at Tortoise again.

Yes  No



The animals are hungry again.



Yes  No



The animals eat the fruit from the tree again.

Yes  No



1 Write the words in order. Listen and check.  

1 Zebra ! fast, Run

Run fast, Zebra!

2 fruit at the ! Look

\_\_\_\_\_

3 fall Don't !

\_\_\_\_\_

4 village ! to Run the


\_\_\_\_\_

5 tree of ! Say name the the

\_\_\_\_\_

6 to the Fly ! village

\_\_\_\_\_

2 Write the sentences from Activity 1 in the correct speech bubbles. 



FICHAS REPASO UNIT 5

1 Read. Write *It's got* or *It hasn't got*.



It's got whiskers.

It hasn't got feathers.



\_\_\_\_\_ scales.

\_\_\_\_\_ legs.



\_\_\_\_\_ a tail.

\_\_\_\_\_ claws.




\_\_\_\_\_

\_\_\_\_\_

2 Write the questions and the answers.

1 wings?

Has it got wings?



No, it hasn't.



Yes, it has.

2 arms?

\_\_\_\_\_

\_\_\_\_\_

\_\_\_\_\_

3 a tail?

\_\_\_\_\_

\_\_\_\_\_


\_\_\_\_\_

4 a big head?

Write the QUESTIONS AND UNSCRAMBLE THE LETTERS. Answer *Yes, it has* or *No, it hasn't*.

3

Write the animal.



l a s s c e

**Has it got scales?** ✓ Yes, it has.

r m a s

\_\_\_\_\_ X \_\_\_\_\_

g e l s

\_\_\_\_\_ X \_\_\_\_\_

It's a \_\_\_\_\_!



w g n i s

\_\_\_\_\_ ✓ \_\_\_\_\_

g s l e

\_\_\_\_\_ ✓ \_\_\_\_\_



t e f a h r e s

\_\_\_\_\_ X \_\_\_\_\_


It's a \_\_\_\_\_!

4 Read and draw. Then write.

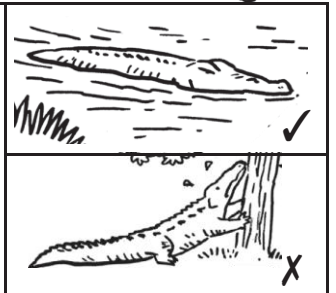
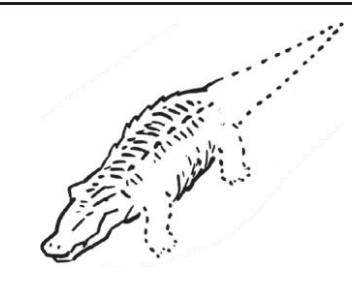
1 It's got a long tail and small ears.  
It hasn't got claws.  
It can climb, but it **can't** fly.  
It's a \_\_\_\_\_



2 It's got big teeth and hair.  
It hasn't got wings.  
It \_\_\_\_\_ walk and it \_\_\_\_\_ run.  
It's a \_\_\_\_\_



3 It's \_\_\_\_\_  
It \_\_\_\_\_  
It \_\_\_\_\_, but \_\_\_\_\_  
It's a \_\_\_\_\_



**5 Read and match. Write.**

1 It can run, but it can't climb.

It's a zebra.

**(d)**

4 It can run, but it can't fly.

\_\_\_\_\_



2 It can fly, but it can't swim.

\_\_\_\_\_




5 It can climb, but it can't fly.

\_\_\_\_\_




3 It can swim, but it can't climb.

a



b



c



d



e



**6 Read and COMPLETE THE INFORMATION IN THE CHART.**

**Blue-fronted Amazon parrot**


**Freshwater crocodile**

It lives in Australia.

It's got a long body and tail.

It's got a brown and black body.

It can swim and walk




It lives in Brazil.

It's got blue, green and yellow feathers.

It can fly and it can sing and talk!

It eats fruit like apples and bananas.



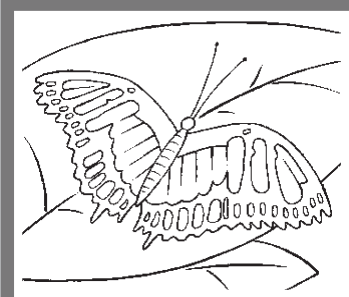
**Malachite Butterfly**

It lives in South America.

It's got blue and green wings.

It can fly.

It eats fruit.



	<b>Freshwater crocodile</b>	<b>Blue-fronted Amazon parrot</b>	<b>Malachite Butterfly</b>	<b>Mandrill monkey</b>
Where does it live?	<u><b>Australia</b></u>	_____	_____	forests in Africa
What colour is it?	<u><b>brown and black</b></u>	_____	_____	brown, blue and orange
What can it do?	<u><b>swim and walk</b></u>	_____	_____	climb trees
What does it eat?	<u><b>birds, fish and reptiles</b></u>	_____	_____	plants, insects and small animals

VOCABULARY AND STRUCTURES UNIT 6

**UNIT 6: CAMPING**



salad



toast (with butter)



water



jam



sandwich



pasta



eggs



juice



rice

vegetables



ham



**Let's remember!!**

- I like ...      Me gusta

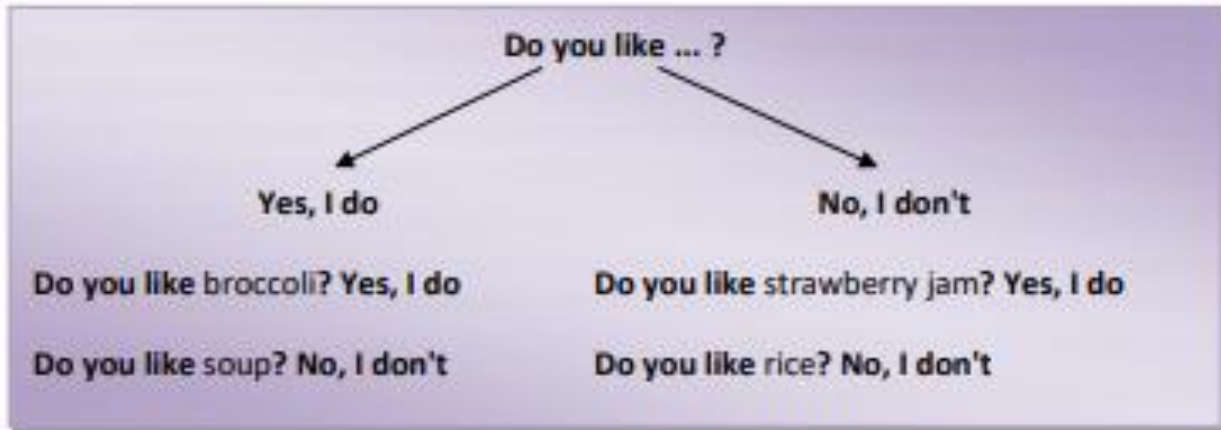
- I don't like ... No me gusta

**Example**

I like pasta and rice but I don't like jam or salad.

I like vegetables but I don't like orange juice.

## How to make questions using LIKE



### MORE NEW WORDS



**breakfast**

(desayuno)

**have breakfast -  
desayunar**



**lunch**

(comida)

**have lunch - comer**



**dinner**

(cena)

**have dinner -  
cenar**

I have pasta for dinner - Tomo pasta para cenar.

I have toast with butter for breakfast - Tomo tostadas con mantequilla para desayunar. I have a sandwich and salad for lunch - Tomo un sandwich y ensalada para comer.



Las actividades del Activity Book y fichas de repaso se enviarán como siempre, al correo de las profesoras:

[teachercarmen6@gmail.com](mailto:teachercarmen6@gmail.com) (3ºA y B)

[teacherpatri2@gmail.com](mailto:teacherpatri2@gmail.com) (3º C)

***SUMMER IS JUST AROUND THE CORNER***

***KEEP A POSITIVE ATTITUDE AND WORK WITH A SMILE***

***HAVE A WONDERFUL WEEK!***

*El verano está a la vuelta de la esquina,*

*mantén una actitud positiva y trabaja con una sonrisa.*

*¡Que tengas una semana genial!*