

TRABAJO DE LA SEMANA DEL 27 ABRIL AL 30 DE ABRIL



Hello! Ya estamos de vuelta y seguimos trabajando con nuestro libro de inglés, esta semana nos toca seguir repasando la unidad 2, comenzaremos hoy hablando de Frog



shutterstock.com • 578351635

En la página 23 de vuestro libro tenéis el proceso de metamorfosis que sufre una rana.



Contenidos

Básicos: *eggs, head, mouth, tadpole*

De repaso: *river, green, frog, tail, body*


Otros: *It's got*


Listen, point and repeat.


Ahora en la página 23 vamos a señalar, escuchar y señalar.


Lesson 7 2

Look, listen and point. Listen, point and repeat.


1 

2 

3 

4 

Texto de la grabación 1 **AUDIO**

CLICK 


1 Look in the river! Look, eggs! Small eggs!

2 It's a tadpole. It's got a small mouth and a big tail.

3 Now look at the tadpole. It's got a green body, a big tail and legs!

4 Look! A green body ... four legs! A green head and a big mouth. Now the tadpole is a frog!


Texto de la grabación **AUDIO**

CLICK 

Eggs. Tadpole. Mouth. Head. Frog

Look and draw

Ahora te toca dibujar, tendrás que dibujar el proceso de metamorfosis de la rana. Dibujarás los huevos de rana, el renacuajo con dos patas y la rana adulta en el orden correcto.



SOLUCION:

1 eggs (huevos)

3 tadpole with two legs (renacuajo con dos patas)

5 adult frog (rana adulta)

Ahora nos toca realizar una ficha del libro, en la que tendrás que

Number the pictures in order.

Tienes la metamorfosis de la rana y deberás enumerar los dibujos (eggs 1 tadpole 2 mouth, legs 3 head 4)

Trace and match.


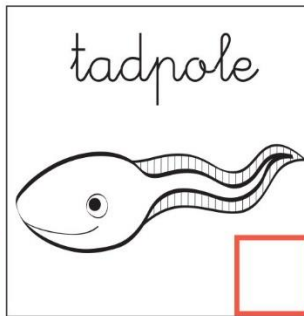
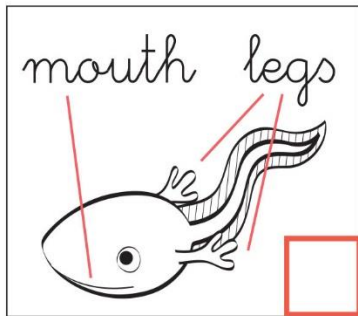

Ahora te tocará unir la palabra con el dibujo correspondiente (eggs, 2 mouth, 3 head, 4 tadpole, 1)

Draw a frog.

Es hora de dibujar una rana

Frogs

➤ Number the pictures in order.




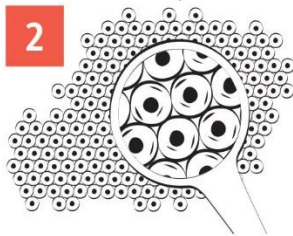
➤ Trace and match.

eggs


mouth

head

tadpole



➤ Draw a frog.



Rooftops blog



listenMuy bien, ya estamos en la final de esta unidad y nos toca el repaso de todo lo aprendido, recuerda:

Contenidos

Básicos: *bird, cat, dog, fish, frog, horse, mouse, rabbit,*
A (blue) body / nose / tail. (Blue) legs. It's (a) ...

De repaso: *black, brown, green, pink, white, yellow, small*

Otros: animales

Listen and point. Listen and sing

Empezaremos escuchando esta canción, y luego intentaremos cantarla todos juntos:

1 Listen and point. 2 Listen and sing.

CANCION

CLICK

Letra de la canción

*It's a cat! A black and white cat.
It's a frog! Yes, it's a green frog.
It's a dog! Yes, it's a small dog.
With green legs, a white tail,
And a yellow nose too!*

[Estribillo]

*You and me. (Doo doo doo doo)
Me and you. (Doo doo doo doo)
You and me. (Doo doo doo doo)
Oh we're by the river,
With animals too.*

*It's a horse! A black and white horse.
It's a mouse! Yes, it's a brown mouse.
It's a dog! Yes, it's a small dog.
With green legs, a white tail,
And a yellow nose too!*


[Estribillo]

*You and me. (Doo doo doo doo)
Me and you. (Doo doo doo doo)
You and me. (Doo doo doo doo)
Oh we're by the river,
With animals too.*

Listen and read. Draw. Show and say.

Haz clic [AQUÍ](#) y escuchar el audio

(It's a rabbit. Look! White ears and a pink nose)
Es un conejo. ¡Mira! Con orejas blancas y nariz rosa)



The interface features a grey header bar with a green speaker icon, a red play button icon, and the text "Listen and read." followed by a red right-pointing arrow icon and the text "Draw. Show and say." Below this, the interface is split into two main sections. The left section contains a drawing of a white rabbit with long ears and a pink nose. Below the drawing is a small circular portrait of a girl with pigtails and a speech bubble containing the text: "It's a rabbit. Look! White ears and a pink nose." The right section is a large white rectangular area with the text "My favourite animal" written in red at the top.


Y ahora te toca a ti dibujar tu animal favorito.

En la siguiente ficha podremos a prueba todo lo que has aprendido, animo que lo estas haciendo muy bien


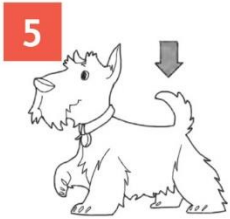

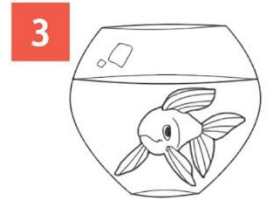


Rooftops review

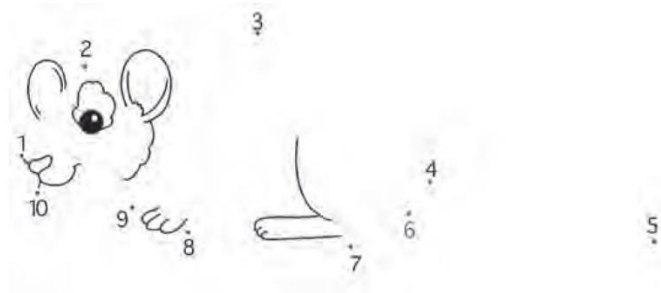
➤ Look and write.



fish horse mouse rabbit
tail nose body legs



➤ Join the dots. ➤ Read and colour. ➤ Write.



a pink nose a pink tail
a brown body white ears
It's a _____.

➤ Look and tick ✓ your favourite activity.



SOLUCIONES:

Look and write.

1 legs

2 mouse

3 fish

4 horse

5 tail

6 rabbit

7 body

8 nose

Join the dots. Read and colour. Write.

It's a mouse.

Look and tick ✓ your favourite activity. (tienes que marcar cual fue tu actividad favorita)