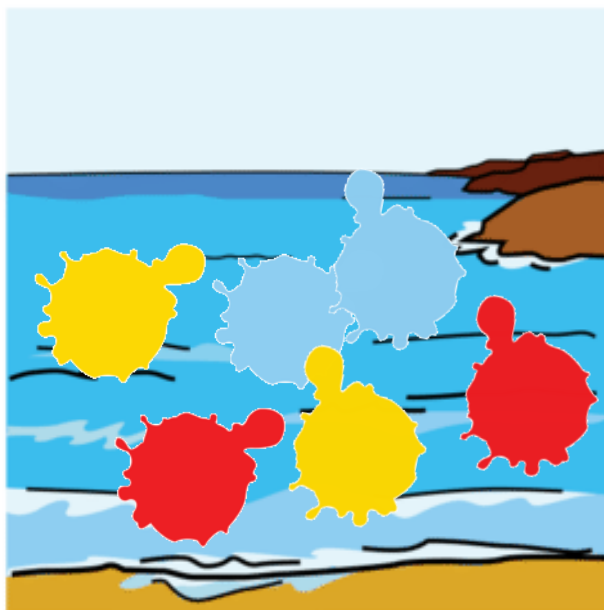




# ACTIVIDADES DO CONTO: UN MAR DE CORES






RODEA O PEIXE LARANXA






RODEA O PEIXE AMARELO







RODEA O PEIXE VERDE





RODEA O PEIXE LILA






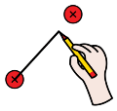
RODEA O PEIXE ROSA







PEGA GOMETS DENTRO DO PEIXE

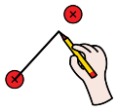




UNE

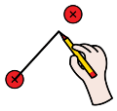








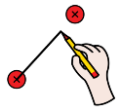
UNE






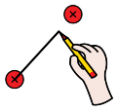
UNE





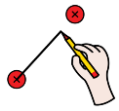
UNE





UNE





UNE



Nas seguintes páxinas temos os peixes para imprimir, recortar e crear diferentes actividades (estas ou outras que se nos ocorran):

- Crear mares de cores con peixes feitos polos nenos ou recortados e pegados nun papel xigante representando a diversidade.
- Imprimir os peixes e representar o conto na mesa de luz.
- Imprimir os peixes e plastificalos poñéndolle un depresor para poder collelos por abaixo e poder representar o conto.
- Realizar sumas matemáticas, contar, poñerlle enriba letra e realizar tarefas de discriminación fonolóxica...
- Podemos imprimir varias veces os peixes e plastificalos, poñemos cada un deles nunha caixa diferente e o resto dos peixes deben ser colocados polos nenos/as no seu lugar correspondente.

